

# GREATER EFFICIENCY WITH A SYSTEM

**2019**  
**2020**

Products and solutions for intra-company material flow.

[ssi-schaefer.com](http://ssi-schaefer.com)



**SSI SCHÄFER**



## **SSI SCHAEFER – ALWAYS THE RIGHT SOLUTIONS FOR OUR CUSTOMERS**

More than 80 years ago, the foundation was laid for the SSI SCHAEFER Group, which nowadays operates internationally. Across six continents, we develop innovative concepts and solutions within various industries, thus shaping the future of intralogistics.

With our manufacturer excellence at eight own production sites, our worldwide local presence with over 70 operating companies and more than 10,500 employees around the globe, SSI SCHAEFER is the most powerful solution provider of products and systems for internal material flow – and a reliable partner.

As a family-owned company, SSI SCHAEFER takes the long view. Our focus is on stable, continuous and secure growth. These family values are also reflected by the strong relationships with all of our employees and business partners.



## SSI SCHAEFER: A success story for more than 80 years



In **1937**, Fritz Schäfer founded his family-owned company for “factory manufacturing of sheet metal goods of all types”.



In **1965** the production of static and pallet racking systems started.



At the **turn of the millenium**, the company portfolio was expanded to include automation solutions including IT and robotics expertise.

**Today**, SSI SCHAEFER is a global corporate group and the most effective solution provider of products and systems for in-house material flow worldwide.

**1937**

**1953**

**1965**

**1972**

**2000**

**2005**

**2019**


The breakthrough took place in **1953** with the revolutionary Lager-Fix container. This paved the way for expansion which continues today.



In **1972**, the EUROFIX container was launched to the market.



Since **2005**, the group has been united under the umbrella brand SSI SCHAEFER.



# EVERYTHING FROM A SINGLE SOURCE WITH MANUFACTURER EXCELLENCE



With our products and solutions, SSI SCHAEFER covers the entire intralogistics value-added chain. Therefore we stand for complete solutions from a single source, permanent availability of the systems combined with rapid project implementation and reliable partnerships.

Drawing on a diverse range of expertise and extensive experience we plan, develop and manufacture high-quality products worldwide. As manufacturer, we remain independent of suppliers, can ensure our high quality standards,

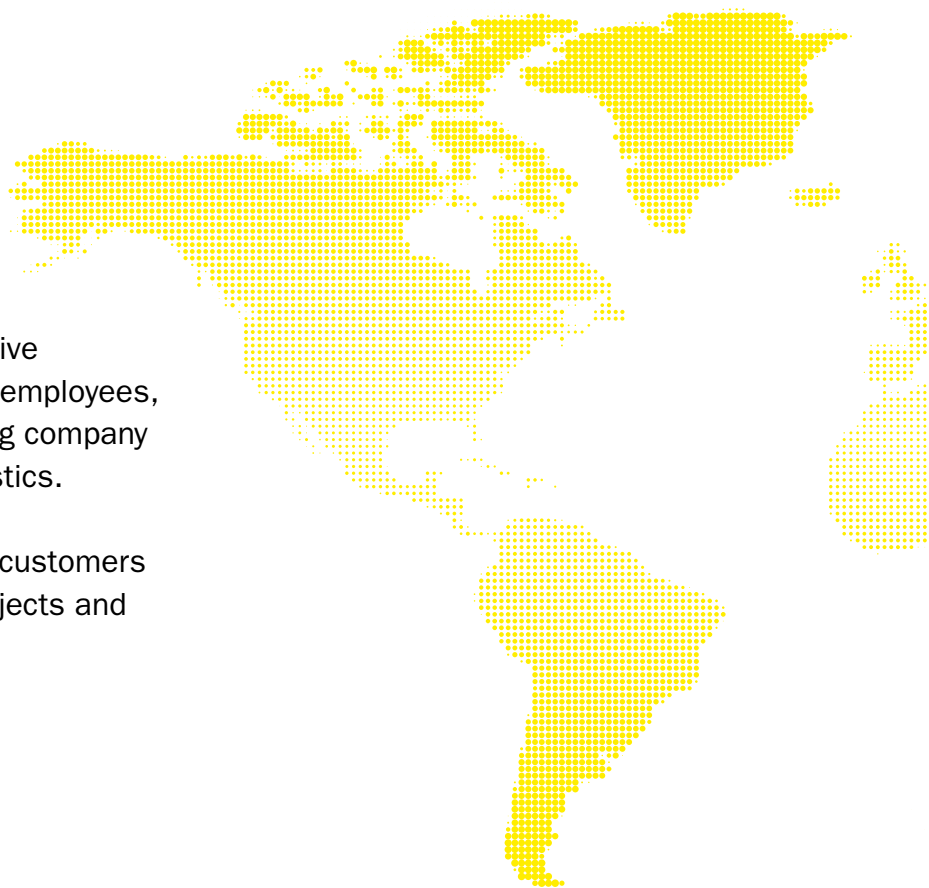
and can flexibly develop and implement very individual solutions for our customers. Meeting the customer-specific challenge with greatest efficiency and maximum functionality is particularly important.



## PRODUCTS AND SOLUTIONS

- Storage, picking and transport containers
- Static racks, platform systems
- Pallet, wide, cantilever and mobile shelving
- Dynamic flow and supply racks
- Storage lifts
- Container and pallet conveying systems
- Semi-automated solutions
- WAMAS® warehouse management software
- Fully-automated racking systems

# WORLDWIDE PRESENCE



Always close by: with over 70 operative subsidiaries and more than 10,500 employees, SSI SCHAEFER is a globally operating company and world market leader in intralogistics.

Around the globe, we guarantee our customers a high degree of locality for their projects and competent local contacts.

## SSI-SCHAEFER.COM

### EUROPE

<b>AT</b> <b>SLO</b>	<b>SSI Schäfer GmbH</b> P +43 7242 4910 info.wels@ssi-schaefer.com	<b>FI</b>	<b>SSI SCHÄFER FINLAND</b> P +358 44 7203740 info.fi@ssi-schaefer.com	<b>PL</b>	<b>SSI SCHÄFER Sp. z o.o.</b> P +48 22 6659406 info.pl@ssi-schaefer.com
<b>BE</b>	<b>SSI SCHÄFER N.V./S.A.</b> P +32 15 796870 info.be@ssi-schaefer.com	<b>FR</b>	<b>SSI SCHAEFER SAS</b> P +33 3 82591470 info.fr@ssi-schaefer.com	<b>RO</b>	<b>SSI SCHAEFER SRL</b> P +40 256 309781 office@ssi-schaefer.ro
<b>CH</b>	<b>SSI SCHÄFER AG</b> P +41 52687 3232 info.ch@ssi-schaefer.com	<b>HU</b>	<b>SSI Schäfer Systems International Kft.</b> P +36 24 501100 info.hu@ssi-schaefer.com	<b>RU</b>	<b>SSI SCHÄFER RUSSIA</b> P +7 499 5008840 info.ru@ssi-schaefer.com
<b>CZ</b> <b>SK</b>	<b>SSI Schäfer Systems International s.r.o.</b> P +420 312 6625945 sales.praha@ssi-schaefer.com	<b>IT</b>	<b>SSI Schäfer Systems Italia S.r.l.</b> P +39 0521 607374 info.it@ssi-schaefer.com	<b>SE</b>	<b>SSI SCHÄFER SYSTEM INTERNATIONAL AB</b> P +46 40 6715240 info.se@ssi-schaefer.com
<b>DE</b>	<b>FRITZ SCHÄFER GMBH</b> P +49 2735 701 info@ssi-schaefer.com	<b>LV</b> <b>EE/LT</b>	<b>SSI SCHÄFER LATVIA</b> P +371 67 549839 info.lv@ssi-schaefer.com	<b>TR</b>	<b>SSI Schaefer Intralogistik Sis. Tic. Ltd. Sti.</b> P +90 216 4725499 info.tr@ssi-schaefer.com
<b>DK</b>	<b>SSI SCHÄFER A/S</b> P +45 32 531444 info.dk@ssi-schaefer.com	<b>NL</b>	<b>SSI SCHÄFER B.V.</b> P +31 26 3635750 info.nl@ssi-schaefer.com	<b>UA</b>	<b>SSI SCHÄFER UKRAINE</b> P +38 044 5911325 info@ssi-schaefer.com.ua
<b>ES</b>	<b>SSI SCHAEFER SISTEMAS INTERNACIONAL SLU</b> P +34 934 751717 lb.info@ssi-schaefer.com	<b>NO</b>	<b>SSI SCHÄFER AS</b> P +47 90734707 info.no@ssi-schaefer.com	<b>UK</b>	<b>SSI Schaefer Limited</b> P +44 1264 386600 solutions@ssi-schaefer.com



## NORTH AMERICA

CA

**Schaefer Systems International Ltd.**  
P +1 905 4585399  
info.ca@ssi-schaefer.com

MX

**SCHAEFER Sistemas International, S.A. de C.V.**  
P +52 55 28810100  
contacto.ha@ssi-schaefer.com

US

**Schaefer Systems International, Inc.**  
P +1 704 9444500  
info.us@ssi-schaefer.com

## AFRICA

ZA

**SSI Schaefer Systems South Africa (PTY) Ltd**  
P +27 11 7072600  
info.za@ssi-schaefer.com

## MIDDLE EAST

AE

**SSI Schaefer Systems International DWC LLC**  
P +971 4 8048100  
info.ae@ssi-schaefer.com

SA

**SSI Schaefer LLC**  
P +966 12 6577789  
info.sa@ssi-schaefer.com

## CENTRAL/SOUTH AMERICA

AR

**SSI SCHAEFER Ltda**  
P +54 342 4563644  
contacto.ha@ssi-schaefer.com

BR

**SSI SCHAEFER Ltda**  
P +55 19 38268080  
contacto.br@ssi-schaefer.com

CL

**SSI SCHAEFER Ltda Agencia en Chile**  
P +56 9 61036513  
contacto.ha@ssi-schaefer.com

CO

**SSI SCHAEFER Sucursal Colombia**  
P +57 4 5857817  
contacto.ha@ssi-schaefer.com

PE

**SSI SCHAEFER Ltda. Sucursal del Perú**  
P +51 926 931485  
contacto.ha@ssi-schaefer.com

## AUSTRALIA

AU  
NZ

**Schaefer Systems International Pty Ltd**  
P +61 2 87993600  
info.au@ssi-schaefer.com

## ASIA

CN

**SSI SCHAEFER Systems International (Kunshan) Co., Ltd.**  
P +86 21 53083678  
info.cn@ssi-schaefer.com

HK

**Schaefer Systems International Limited**  
P +852 29591838  
info.hk@ssi-schaefer.com

ID

**PT Sistim Solusindo Internasional**  
P +62 21 4257648  
info.id@ssi-schaefer.com

IN

**Schaefer Systems International Pvt. Ltd.**  
P +91 22 71170101  
info.in@ssi-schaefer.com

KR

**Schaefer Systems International Limited**  
P +82 2 64155678  
info.kr@ssi-schaefer.com

MY

**SSI Schaefer Systems (M) Sdn Bhd**  
P +60 3 80246373  
info.my@ssi-schaefer.com

PH

**SSI Schaefer Systems Philippines Inc.**  
P +63 2 4770000  
info.ph@ssi-schaefer.com

SG

**Schaefer Systems International Pte Ltd**  
P +65 68630168  
info.sg@ssi-schaefer.com

TH

**SSI Schaefer Systems International Co., Ltd.**  
P +66 2 2040205  
info.th@ssi-schaefer.com

TW

**Schaefer Systems International Pte. Ltd.**  
P +886 2 26262539  
info.tw@ssi-schaefer.com

VN

**Schaefer Systems International Pte Ltd**  
P +84 28 62689333  
info.vn@ssi-schaefer.com













**FORWARD THINKER,  
LONG-TERM PARTNER,  
AND MANUFACTURER. FROM  
STANDARD PRODUCTS TO  
COMPLEX SOLUTIONS:  
WELCOME TO SSI SCHAEFER.**

*Think Tomorrow.*

**SSI SCHAEFER**



	<p><b>Warehouse / order-picking / transport containers</b></p>	<p><b>A</b></p>	<p>Boxes / containers</p>
	<p><b>Modular shelving systems</b></p>	<p><b>B</b></p>	<p>Modular shelving</p>
	<p><b>Longspan racking systems</b></p>	<p><b>C</b></p>	<p>Longspan racking</p>
	<p><b>Pallet racking systems</b></p>	<p><b>D</b></p>	<p>Pallet racking</p>
	<p><b>Cantilever racking systems</b></p>	<p><b>E</b></p>	<p>Cantilever racking</p>
	<p><b>Mezzanines / platforms</b></p>	<p><b>F</b></p>	<p>Mezzanines / platforms</p>
	<p><b>On-line / live storage shelving systems</b></p>	<p><b>G</b></p>	<p>On-line shelving / KDR shelving</p>
	<p><b>Semi-automated solutions</b></p>	<p><b>H</b></p>	<p>Semi-automated solutions</p>
	<p><b>Logistics systems</b></p>	<p><b>I</b></p>	<p>Logistics systems</p>
	<p><b>Appendix</b></p>	<p><b>J</b></p>	<p>Appendix</p>


# Containers from SSI SCHAEFER provide endless diversity

SSI SCHAEFER's impressive range of warehouse, order picking and transport containers includes more than 2,000 different types, designs and sizes.

All product developments within our portfolio draws on experience gained from innumerable practical applications. You can rely on these products because development based on real

usage under demanding conditions is better than any simulated tests. You can be sure that the design and material quality of every type lives up to our promises.

Benefit from SSI SCHAEFER's expertise because we understand storage.



## General note regarding dimensions in this catalog chapter:

all SSI SCHAEFER plastic containers are manufactured to **within the plastic shaped parts tolerance specified by DIN 16 742.**



### Semi-open front storage containers page A2

Lager-Fix containers  
made of plastic and conductive polypropylene

### Stackable transport containers A6

14/ 6 range made of plastic and conductive polypropylene A7

### Shelf containers A10

Plastic shelf containers A10

### Euro dimension containers A14

ELB range	A14
EF range	A16
MF range	A22
LTB range	A24
LTF range	A26
Insert boxes	A28
QX range	A32
KLT container system (R-, RL-, C-, F-KLT)	A34

### Foldable / collapsible containers A40

ECOTECH ECT folding boxes	A40
Foldable-collapsible FK containers	A42

### Nesting storage and transport containers A44

KMB containers	A45
KS tapered stack and nest containers	A47

### Sheet steel boxes and containers A48

14/7 range sheet steel semi-open front storage containers	A50
14/6 range sheet steel stackable transportation containers	A52
Sheet steel shelf containers	A54
Sheet steel transport and stacking containers	A55
Sheet steel Lager-Fix containers, sheet steel post pallets and flat steel pallets	A56















# Semi-open front storage containers – the practical solution

SSI SCHAEFER's containers are designed to integrate perfectly into variety of different rack systems. Thanks to their coordinated dimensions, they can be specifically combined to fit the individual rack fields independently of their purpose.

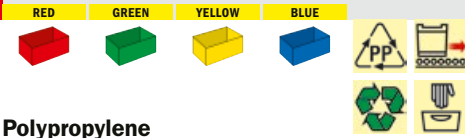
SSI SCHAEFER's containers create the perfect storage system regardless of whether they are used in high bay racking systems, single or multi-tier platform systems or fully automated small parts storage.



## Plastic semi-open front storage containers – LF range

Item	Internal dimensions (base) L x W x Usable H (mm)	Volume (liters)	PU	Order no.				Order no.
								
 LF 110 PP	65 x 91 x 44	0.26	50	1142031	1142032	1142033	1142034	-
LF 110 PPL				-	-	-	-	1142038
 LF 110 M PP	with injection-molded central divider			1142041	1142042	1142043	1142044	-
LF 110 M PPL				-	-	-	-	1142048
 LF 210 ZW PP	136 x 88 x 44	0.5	50	6991	6992	6993	6994	-
LF 210 ZW PPL				-	-	-	-	6998
 LF 211 ZW PP	135 x 88 x 67	0.9	50	92191	92192	92193	92194	-
LF 211 ZW PPL				-	-	-	-	92198
 LF 221 CS PP	191 x 128 x 111	2.7	40	91281	91282	91283	91284	-
LF 221 CS PPL	with grooves for panels CS 221			-	-	-	-	91288
 LF 221 ZW CS PP	with grooves for dividers and panels CS 221			91291	91292	91293	91294	-
LF 221 ZW CS PPL				-	-	-	-	91298
 LF 321 G PP	294 x 182 x 133	7.5	28	91921	91922	91923	91924	-
LF 321 G PPL	with recessed hand grip			-	-	-	-	91928
 LF 321 G ZW PP	with recessed hand grip and grooves for dividers			95521	95522	95523	95524	-
LF 321 G ZW PPL				-	-	-	-	95528
 LF 322 G PP	294 x 183 x 185	10.4	20	92011	92012	92013	92014	-
LF 322 G PPL	with recessed hand grip			-	-	-	-	92018
 LF 322 G ZW PP	with recessed hand grip and grooves for dividers			95511	95512	95513	95514	-
LF 322 G ZW PPL				-	-	-	-	95518

Order no. = on stock



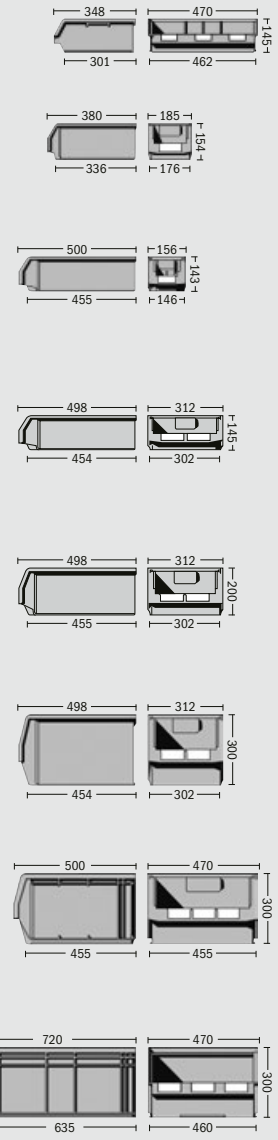
- **Polypropylene**  
resistant to most oils, acidic and alkaline solutions, sound insulation effect when used on conveying sections, when used properly dimensionally stable from -20° to +100°C
- **Keeps its shape and robust**
- **Smooth interior walls**  
for easy cleaning
- **Recessed handle on the rear wall**  
for safe manual transport
- **Flexible due to partitioning options**
- **Stacking lug**  
for safe stacking
- **Stackable**  
with 14/7 range made of steel, 14/6 range made of plastic and steel
- **Extensive range of accessories**  
for customized bin designs

# Lager-Fix containers, plastic



## Plastic semi-open front storage containers – LF range

Item	Internal dimensions (base) L x W x Usable H (mm)	Volume (liters)	PU	Order no.	Order no.
LF 351 ZW PP	268 x 442 x 132 with grooves for dividers ZW 351	17.0	10	1142051 1142052 1142053 1142054	-
LF 351 ZW PPL				- - - -	1142058
LF 421 G PP	331 x 158 x 142 with recessed hand grip	7.8	1	79251 79252 79253 79254	-
LF 421 G PPL				- - - -	79258
LF 511 G PP	448 x 123 x 127 with recessed hand grip	7.6	20	91831 91832 91833 91834	-
LF 511 G PPL				- - - -	91838
LF 511 G ZW PP	with recessed hand grip and grooves for dividers			92111 92112 92113 92114	-
LF 511 G ZW PPL				- - - -	92118
LF 531 G PP	445 x 279 x 130 with recessed hand grip	16.5	14	91991 91992 91993 91994	-
LF 531 G PPL				- - - -	91998
LF 531 G ZW PP	with recessed hand grip and grooves for dividers			92181 92182 92183 92184	-
LF 531 G ZW PPL				- - - -	92188
LF 532 G PP	445 x 279 x 185 with recessed hand grip	23.5	10	92001 92002 92003 92004	-
LF 532 G PPL				- - - -	92008
LF 532 G ZW PP	with recessed hand grip and grooves for dividers			95501 95502 95503 95504	-
LF 532 G ZW PPL				- - - -	95508
LF 533 G PP	444 x 277 x 285 with recessed hand grip	38.0	1	92081 92082 92083 92084	-
LF 533 G PPL				- - - -	92088
LF 533 G ZW PP	with recessed hand grip and grooves for dividers			92091 92092 92093 92094	-
LF 533 G ZW PPL				- - - -	92098
LF 543 G PP	445 x 425 x 277 with recessed hand grip	57.0	1	1142174 1142173 1142172 1142171	-
LF 543 G PPL				- - - -	92108
LF 543 G ZW PP	with recessed hand grip and grooves for dividers			1142164 1142163 1142162 1142161	-
LF 543 G ZW PPL				- - - -	95568
LF 743 PP	615 x 425 x 278	74.0	1	1142061 1142062 1142063 1142064	-
LF 743 PPL				- - - -	1142068



Order no. = not on stock

Boxes / containers  
Modular shelving  
Longspan racking  
Pallet racking  
Cantilever racking  
Mezzanines / platforms  
On-line shelving / KDR shelving  
Semi-automated solutions  
Logistics systems  
Appendix

## LF range accessories

**Dust lids**

Made of transparent plastic, angled at the front, closed.

Item	for containers	PU	Order no.
DC 211	LF 211 ZW	10	93240
DC 221	LF 221 CS / ZW CS	10	93230
DC 321	LF 321 G / G ZW	10	93140
DC 322	LF 322 G / G ZW	10	93130
DC 511	LF 511 G / G ZW	10	93290
DC 531	LF 531 G / G ZW	10	93220
DC 532	LF 532 G / G ZW	10	93120

**Dust lids****Only for LF 322 and LF 532.**

Made of gray or transparent plastic. Open order picking side.

Item	for containers	Type	PU	Order no.
DL 322	LF 322 G / G ZW	Transparent	10	93200
LF 32-DL	LF 321 / LF 322 G / G ZW	Gray	10	55385
DL 532	LF 532 G / G ZW	Transparent	10	93190
LF 53-DL	LF 531 / LF 532 / LF 533 G / G ZW	Gray	10	55395

**Dividers**

Polystyrene, white. For dividing containers with moulded grooves. Stackability remains ensured. PU: 10 items.

Item	for containers	PU	Order no.
ZW-K 210	LF 210 ZW, four-way partitioning (1x length-, 1x crosswise)	10	91900
ZW 211	LF 211 ZW	10	92990
ZW 221	LF 221 ZW CS	10	91910
ZW 321 G	LF 321 G ZW	10	95550
ZW 322 G	LF 322 G ZW	10	95540
ZW 351	LF 351 ZW	10	1142030
LF-T 511	LF 511 G ZW, lengthwise divider	10	92120
RKT 300	LF 511 G ZW, crosswise divider	10	14720
ZW 531 G	LF 531 G ZW	10	93280
ZW 532 G	LF 532 G ZW	10	95530
ZW 533 G/543 G	LF 533 G ZW / LF 543 G ZW	10	93080

**Slide-in panels**

For LF containers, made of transparent high quality plastic to protect against dust. With retaining mechanism to prevent anything from falling out of full containers. Can be opened when stacked. Additional, large label holder. Can also be used in stacks, with carry rods and dividers.

Item	for containers	PU	Order no.
CS 321-L	LF 321 G / G ZW	10	93110
CS 322-L	LF 322 G / G ZW	10	93030
CS 531-L	LF 531 G / G ZW	10	91520
CS 532-L	LF 532 G / G ZW	10	93020
CS 533-L	LF 533 G / G ZW	10	93090


**Sliding flap panels**

Made of transparent high quality plastic to protect against dust. The flaps are locked onto the container using two fixing clips, included in the scope of delivery, preventing them from being lost.

Item	for containers	PU	Order no.
CS 221-K	LF 221 CS / ZW CS	10	91220
CS 321-K	LF 321 G / G ZW	10	91480
CS 322-K	LF 322 G / G ZW	10	91490
CS 531-K	LF 531 G / G ZW	10	91530
CS 532-K	LF 532 G / G ZW	10	91500
CS 533-K	LF 533 G / G ZW	10	91510

Order no. = on stock

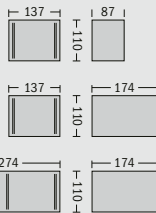
# LF range accessories



## Insert boxes

Made of blue polystyrene or black conductive PPL (for LF 321 G, LF 322 G, LF 531 G, LF 532 G and LF 533 G).

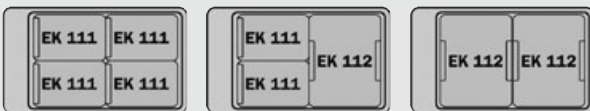
Item	PU	Order no.	
EK 111	48	22644	—
EK 111 PPL	48	—	22648
EK 112	40	22634	—
EK 112 PPL	40	—	22638
EK 113	36	22624	—
EK 113 PPL	36	—	22628



Suggested partitioning with insert boxes for LF 531 G, LF 532 G and LF 533 G



Suggested partitioning with insert boxes for LF 321 G and LF 322 G



## Bars for lifting

Made of high-strength black plastic. Designed for containers with heavy contents. Easy to retrofit. PU: 10 items

Item	for containers	PU	Order no.
TS 322	LF 321 / LF 322 G / G ZW	10	93010
TS 531	LF 531 / LF 532 / LF 533 G / G ZW	10	93250
TS 543	LF 543 G / G ZW / LF 743	10	95590



Order no. = not on stock

Boxes / containers

Modular shelving

Longspan racking

Pallet racking

Cantilever racking

Mezzanines / platforms

On-line shelving / KDR shelving

Semi-automated solutions

Logistics systems

Appendix

## Stackable transport containers for specific warehousing applications

The 14/6 range stackable transport containers are made of plastic and are ideal for both intra-company transport and shipping. They also perfectly fit all SSI SCHAEFER rack systems.

The diverse range of different sizes makes this range of containers highly adaptable to the customer's specific warehousing applications.

The plastic 14/6 range is both compatible and stackable with the 14/6 steel containers along with the 14/7 range made of steel and the plastic LF series.

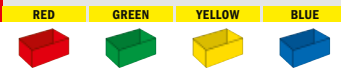
The fully closed walls allow the boxes to be completely filled. In addition, the sturdy stacking rim and the flat base ensure the safest possible stacking for both intra-company and external transport.



The stacking ratio







- ▶ **Polypropylene**  
resistant to most oils, acidic and alkaline solutions, sound insulation effect when used on conveying sections, when used properly dimensionally stable from -20° to +100°C
- ▶ **Polyethylene**  
resistant to most acidic and alkaline solutions, when used properly dimensionally stable from -40° to +80°C, raw material classified as food-safe
- ▶ **Keeps its shape and robust**
- ▶ **Smooth interior walls**  
for easy cleaning
- ▶ **Recessed handle on the short sides**  
for safe manual transport
- ▶ **Stackable**  
with LF range made of plastic, 14/7 series made of steel, 14/6 range made of steel



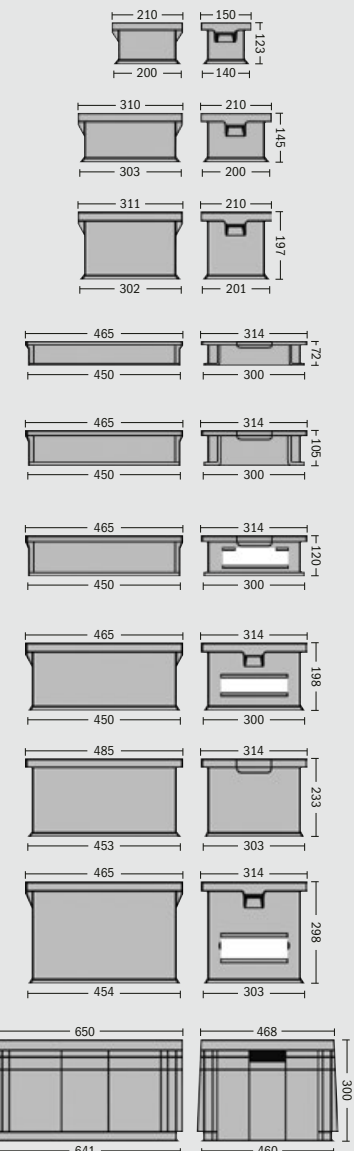
# 14/6 range, plastic



▶ <b>Conductive polypropylene (PPL)</b>		
Specific contact resistance	normal PE/PP 10 <sup>18</sup> Ohm x cm <	<b>PPL</b> 10 <sup>3</sup> Ohm x cm
Specific surface resistance	10 <sup>14</sup> Ohm	10 <sup>4</sup> Ohm

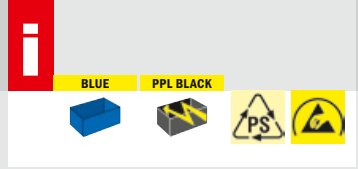
## Stackable transport containers made of plastic/conductive PPL – 14/6 range

Item	Internal dimensions (base) L x W x Usable H (mm)	Volume (liters)	PU	Order no.				Order no.
14/6-4 PP	190 x 123 x 110	2.5	40	8151	8152	8153	8154	—
14/6-4 PPL				—	—	—	—	8158
14/6-3 PP	285 x 183 x 133	7.0	20	8121	8122	8123	8124	—
14/6-3 PPL				—	—	—	—	8128
14/6-3 S PP	286 x 182 x 182 with document holder on the short side	9.3	1	14131	14132	14133	14134	—
14/6-3 S PPL				—	—	—	—	14138
14/6-2 F PP	430 x 279 x 59	8.0	30	15491	15492	15493	15494	—
14/6-2 F PPL				—	—	—	—	15498
14/6-2 G PP	429 x 279 x 89	10.3	20	14121	14122	14123	14124	—
14/6-2 G PPL				—	—	—	—	14128
14/6-2 H PP	428 x 278 x 104 with label holders	12.0	16	14361	14362	14363	14364	—
14/6-2 H PPL				—	—	—	—	14368
14/6-2 PP	426 x 278 x 182 with label holders	21.0	10	8091	8092	8093	8094	—
14/6-2 PPL				—	—	—	—	8098
14/6-230 PP	425 x 275 x 218 with overhang hand grip on request	26.0	10	15751	15752	15753	15754	—
14/6-230 PPL				—	—	—	—	15758
14/6-2 Z PP	423 x 272 x 282 with label holders	33.0	1	14371	14372	14373	14374	—
14/6-2 Z PPL				—	—	—	—	14378
14/6-1 PP	608 x 426 x 278 with label holders	71.0	4	95301	95302	95303	95304	—
14/6-1 PPL				—	—	—	—	95308



Order no. = on stock

Order no. = not on stock

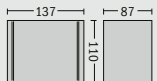
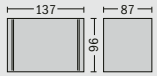
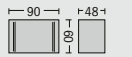
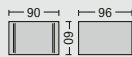
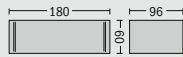




# Accessories for 14/6 range, plastic



### Insert boxes

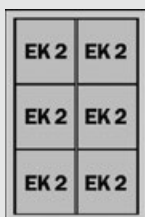

Made of blue polystyrene or black, conductive PPL.



Item	for container	L x W x H (mm)	required containers	VE	Order no.		
EK 1	14/6-3	180 x 96 x 60	3	58	1134	—	—
EK 1 PPL					—	—	1138
EK 2	14/6-3	90 x 96 x 60	6	80	1144	—	—
EK 2 PPL					—	—	1148
EK 3	14/6-3	90 x 48 x 60	12	120	1154	—	—
EK 3 PPL					—	—	1158
EK 111-N	14/6-2 H	137 x 87 x 96	9	48	4364	—	—
EK 111-N PPL					—	—	4368
EK 111	14/6-2	137 x 87 x 110	9	48	22644	—	—
EK 111 PPL					—	—	22648

Suggested partitioning with insert boxes

For 14/6-3



For 14/6-2 H



For 14/6-2



Order no. = on stock

## Accessories for 14/6 range, plastic

**Dust lids with finger hole**

Recommended for intra-company transport of dust-sensitive articles.

Item	for containers	PU	Order no.
SD-14/6-1 PS	14/6-1	10	16006
SD-14/6-2 PS	14/6-2	10	15946
SD-14/6-3 PS	14/6-3	10	13656
SD-14/6-4 PS	14/6-4	10	13666

**Clip**


For accompanying documents. Keeps the accompanying documents with the goods from the order picking to the final check.

Item	Order no.
KM 14/6	15950



# Plastic shelf containers for 300 mm depth

Divider \_\_\_\_\_  
 Label holder for divider \_\_\_\_\_  
 Label holder on shelf container \_\_\_\_\_



**RK 300** Polypropylene, blue

can be divided into max. 6 compartments, 7 containers per shelf.

Item	Description (W x D x H mm)	PU	Order no.
<b>RK 300</b>	Shelf container (135 x 300 x 120)	25 pcs.	<b>14714</b>
<b>RKE 300</b>	Labels	100 pcs.	<b>21700</b>
<b>RKF 300</b>	Protective film	100 pcs.	<b>21710</b>
<b>RKT 300</b>	Divider	25 pcs.	<b>14720</b>

**RK 300 HO** Polypropylene, blue, with semi-open front side

can be divided into max. 6 compartments, 7 containers per shelf.

<b>RK 300 HO</b>	Shelf container (135 x 300 x 120)	25 pcs.	<b>14874</b>
<b>RKE 300 HO</b>	Labels	100 pcs.	<b>21720</b>
<b>RKF 300 HO</b>	Protective film	100 pcs.	<b>21730</b>
<b>RKT 300</b>	Divider	25 pcs.	<b>14720</b>

**RK 321** Polystyrene, blue

can be divided into max. 6 compartments, 6 containers per shelf.

<b>RK 321</b>	Shelf container (162 x 290 x 115)	22 pcs.	<b>1674</b>
<b>RKE 321</b>	Labels for short side	100 pcs.	<b>1720</b>
<b>RKF 321</b>	Protective film	100 pcs.	<b>1790</b>
<b>RKT 321</b>	Divider	25 pcs.	<b>1684</b>
<b>RKE 500 N</b>	Labels for divider	100 pcs.	<b>1740</b>
<b>RKF 500 N</b>	Protective film	100 pcs.	<b>1800</b>

**i** Sheet steel shelf containers page **A54**

# Shelf containers made of plastic for 400 mm depth

**RK 400 S** Polystyrene, blue

can be divided into max. 8 compartments, 10 containers per shelf.

<b>RK 400 S</b>	Shelf container (97 x 390 x 63)	22 pcs.	<b>17984</b>
<b>RKE 400 S</b>	Labels for short side	100 pcs.	<b>1730</b>
<b>RKF 400 S</b>	Protective film	100 pcs.	<b>1810</b>
<b>RKT 400 S</b>	Divider	25 pcs.	<b>17994</b>
<b>RKE 400 S</b>	Labels for divider	100 pcs.	<b>1730</b>
<b>RKF 400 S</b>	Protective film	100 pcs.	<b>1810</b>

**RK 400** Polystyrene, blue

can be divided into max. 8 compartments, 6 containers per shelf.

<b>RK 400</b>	Shelf container (162 x 408 x 66)	20 pcs.	<b>17904</b>
<b>RKE 500 N</b>	Labels for short side	100 pcs.	<b>1740</b>
<b>RKF 500 N</b>	Protective film	100 pcs.	<b>1800</b>
<b>RKT 400</b>	Divider	25 pcs.	<b>17914</b>
<b>RKE 400</b>	Labels for divider	100 pcs.	<b>17920</b>
<b>RKF 400</b>	Protective film	100 pcs.	<b>17930</b>

**Order no.** = on stock

BLUE

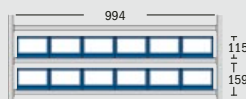


- ▶ **Made of polypropylene or polystyrene**
- ▶ **Designed for SSI SCHAEFER modular shelvings**
- ▶ **Extensive range of order accessories**  
labeling and partition options (advantageous for both large and small warehouses)
- ▶ **Conductive versions available on request**

## Plastic shelf containers for 400/500 mm depth

### RK 421 Polystyrene, blue

can be divided into max. 8 compartments, 6 containers per shelf.



Item	Description (W x D x H mm)	PU	Order no.
<b>RK 421</b>	Shelf container (162 x 408 x 115)	16 pcs.	<b>16904</b>
<b>RKE 321</b>	Labels for short side	100 pcs.	<b>1720</b>
<b>RKF 321</b>	Protective film	100 pcs.	<b>1790</b>
<b>RKT 5/421</b>	Divider	25 pcs.	<b>16924</b>
<b>RKE 400</b>	Labels for divider	100 pcs.	<b>17920</b>
<b>RKF 400</b>	Protective film	100 pcs.	<b>17930</b>



### RK 421 B Polystyrene, blue

can be divided into max. 8 compartments, 4 containers per shelf.




Item	Description (W x D x H mm)	PU	Order no.
<b>RK 421 B</b>	Shelf container (243 x 390 x 115)	13 pcs.	<b>1564</b>
<b>RKE 321</b>	Labels for short side	100 pcs.	<b>1720</b>
<b>RKF 321</b>	Protective film	100 pcs.	<b>1790</b>
<b>RKT 5/421 B</b>	Divider	25 pcs.	<b>1574</b>
<b>RKE 500 N</b>	Labels for divider	100 pcs.	<b>1740</b>
<b>RKF 500 N</b>	Protective film	100 pcs.	<b>1800</b>




### RK 500 N Polystyrene, blue

can be divided into max. 10 compartments, 6 containers per shelf.

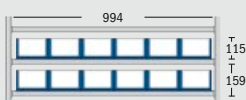


Item	Description (W x D x H mm)	PU	Order no.
<b>RK 500 N</b>	Shelf container (162 x 490 x 63)	40 pcs.	<b>1584</b>
<b>RKE 500 N</b>	Labels for short side	100 pcs.	<b>1740</b>
<b>RKF 500 N</b>	Protective film	100 pcs.	<b>1800</b>
<b>RKT 500 N</b>	Divider	25 pcs.	<b>1594</b>
<b>RKE 500 N</b>	Labels for divider	100 pcs.	<b>1740</b>
<b>RKF 500 N</b>	Protective film	100 pcs.	<b>1800</b>



### RK 521 Polystyrene, blue

can be divided into max. 10 compartments, 6 containers per shelf.

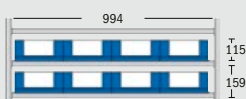


Item	Description (W x D x H mm)	PU	Order no.
<b>RK 521</b>	Shelf container (162 x 508 x 115)	20 pcs.	<b>16914</b>
<b>RKE 321</b>	Labels for short side	100 pcs.	<b>1720</b>
<b>RKF 321</b>	Protective film	100 pcs.	<b>1790</b>
<b>RKT 5/421</b>	Divider	25 pcs.	<b>16924</b>
<b>RKE 400</b>	Labels for divider	100 pcs.	<b>17920</b>
<b>RKF 400</b>	Protective film	100 pcs.	<b>17930</b>




### RK 521 B Polystyrene, blue

can be divided into max. 10 compartments, 4 containers per shelf.



Item	Description (W x D x H mm)	PU	Order no.
<b>RK 521 B</b>	Shelf container (243 x 490 x 115)	10 pcs.	<b>1554</b>
<b>RKE 321</b>	Labels for short side	100 pcs.	<b>1720</b>
<b>RKF 321</b>	Protective film	100 pcs.	<b>1790</b>
<b>RKT 5/421 B</b>	Divider	25 pcs.	<b>1574</b>
<b>RKE 500 N</b>	Labels for divider	100 pcs.	<b>1740</b>
<b>RKF 500 N</b>	Protective film	100 pcs.	<b>1800</b>



### RK 522 Polypropylene, blue

can be divided into max. 4 compartments, 5 containers per shelf.



Item	Description (W x D x H mm)	PU	Order no.
<b>RK 522 PP</b>	Shelf container (190 x 520 x 121)	15 pcs.	<b>1874</b>
<b>RKE 522 S</b>	Labels for short side	100 pcs.	<b>4520</b>
<b>RKF 522 S</b>	Protective film	100 pcs.	<b>4530</b>
<b>RKE 522 L</b>	Labels for long side	100 pcs.	<b>4500</b>
<b>RKF 522 L</b>	Protective film	100 pcs.	<b>4510</b>
<b>RKT 522 PP</b>	Divider	25 pcs.	<b>1880</b>



Order no. = not on stock

Boxes /  
containersModular  
shelvingLongspan  
rackingPallet  
rackingCantilever  
rackingMezzanines /  
platformsOn-line shelving /  
KDR shelvingSemi-automated  
solutionsLogistics  
systems

Appendix



## Plastic shelf containers for 600 mm depth


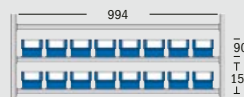
- **Made of polypropylene or polystyrene**
- **Designed for SSI SCHAEFER modular shelving**
- **Extensive range of order accessories**  
labeling and partition options (advantageous for both large and small warehouses)
- **Conductive versions available on request**



### RK 619-02 Polypropylene, blue

can be divided into max. 11 compartments, 8 containers per shelf.

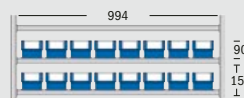
Item	Description (W x D x H mm)	PU	Order no.
RK 619-02	Shelf container (116 x 599 x 90)	20 pcs.	<b>20954</b>
RKE 619	Labels for short side	100 pcs.	<b>20910</b>
RKF 619	Protective film	100 pcs.	<b>20920</b>
RKT 61	Divider	25 pcs.	<b>21154</b>
RKE 619	Labels for divider	100 pcs.	<b>20910</b>
RKF 619	Protective film	100 pcs.	<b>20920</b>



### RK 619-01 Polypropylene, blue

can be divided into max. 12 compartments, 8 containers per shelf.

RK 619-01	Shelf container (116 x 620 x 90)	20 pcs.	<b>21144</b>
RKE 619	Labels for short side	100 pcs.	<b>20910</b>
RKF 619	Protective film	100 pcs.	<b>20920</b>
RKT 61	Divider	25 pcs.	<b>21154</b>
RKE 619	Labels for divider	100 pcs.	<b>20910</b>
RKF 619	Protective film	100 pcs.	<b>20920</b>



### RK 629-02 Polypropylene, blue

can be divided into max. 11 compartments, 4 containers per shelf.


RK 629-02	Shelf container (232 x 599 x 90)	10 pcs.	<b>20964</b>
RKE 629	Labels for short side	100 pcs.	<b>20930</b>
RKF 629	Protective film	100 pcs.	<b>20940</b>
RKT 62	Divider	25 pcs.	<b>21174</b>
RKE 629	Labels for divider	100 pcs.	<b>20930</b>
RKF 629	Protective film	100 pcs.	<b>20940</b>



### RK 629-01 Polypropylene, blue

can be divided into max. 12 compartments, 4 containers per shelf.


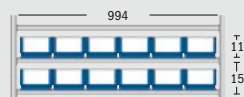
RK 629-01	Shelf container (232 x 620 x 90)	10 pcs.	<b>21164</b>
RKE 629	Labels for short side	100 pcs.	<b>20930</b>
RKF 629	Protective film	100 pcs.	<b>20940</b>
RKT 62	Divider	25 pcs.	<b>21174</b>
RKE 629	Labels for divider	100 pcs.	<b>20930</b>
RKF 629	Protective film	100 pcs.	<b>20940</b>



### RK 621 Polystyrene, blue

can be divided into max. 12 compartments, 6 containers per shelf.

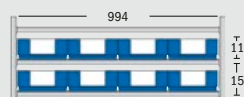
RK 621	Shelf container (162 x 590 x 115)	12 pcs.	<b>1894</b>
RKE 321	Labels for short side	100 pcs.	<b>1720</b>
RKF 321	Protective film	100 pcs.	<b>1790</b>
RKT 5/421	Divider	25 pcs.	<b>16924</b>
RKE 400	Labels for divider	100 pcs.	<b>17920</b>
RKF 400	Protective film	100 pcs.	<b>17930</b>



### RK 621 B Polystyrene, blue

can be divided into max. 12 compartments, 4 containers per shelf.

RK 621 B	Shelf container (243 x 590 x 115)	8 pcs.	<b>1904</b>
RKE 321	Labels for short side	100 pcs.	<b>1720</b>
RKF 321	Protective film	100 pcs.	<b>1790</b>
RKT 5/421 B	Divider	25 pcs.	<b>1574</b>
RKE 500 N	Labels for divider	100 pcs.	<b>1740</b>
RKF 500 N	Protective film	100 pcs.	<b>1800</b>



Order no. = on stock



Boxes /  
containers

Modular  
shelving

Longspan  
racking

Pallet  
racking

Cantilever  
racking

Mezzanines /  
platforms

On-line shelving /  
KDR shelving

Semi-automated  
solutions

Logistics  
systems

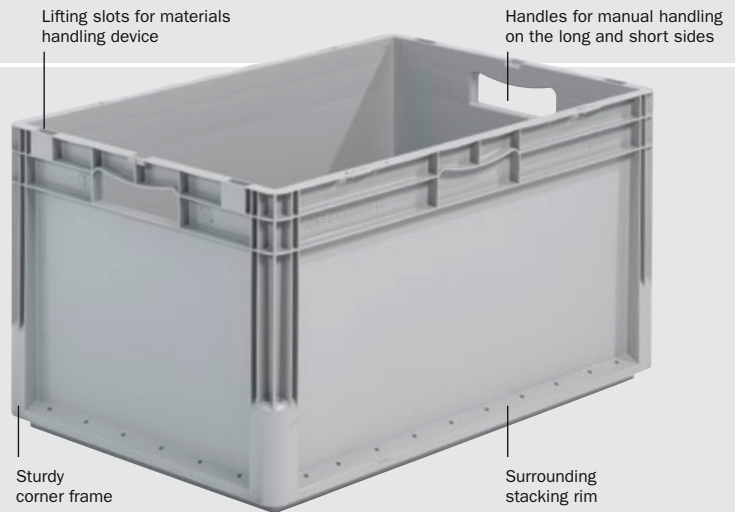
Appendix

# ELB range – the all-round container for every application

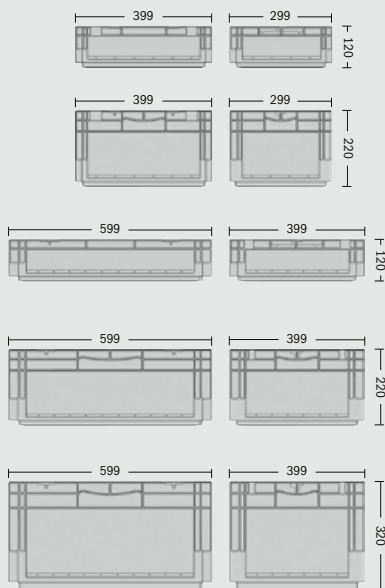
## ELB Euro light container

SSI SCHAEFER has created an innovative high-tech product, drawing on expertise gained from unique, special applications. The result is an incredibly light, robust and, above all, low-cost general purpose container, which is differentiated by its versatility.

Developed using a new material in a new machine, the Euro light container is a high quality product suitable for a vast range of applications.



Smooth standard base for manual handling or modular shelving systems (max. content weight 20 kg)



## ELB Euro light container – standard design

Item	Internal dimensions (base) L x W x H (mm)	Usable internal height when stacked (mm)	Volume (liters)	Order no.
<b>ELB 4120</b>	356 x 256 x 115	100	10.9	<b>56505</b>
<b>ELB 4220</b>	356 x 256 x 215	200	20.4	<b>56535</b>
<b>ELB 6120</b>	555 x 355 x 115	100	23.3	<b>56565</b>
<b>ELB 6220</b>	555 x 355 x 215	200	43.7	<b>56595</b>
<b>ELB 6320</b>	555 x 355 x 314	300	64.0	<b>56625</b>



## Other container designs on request

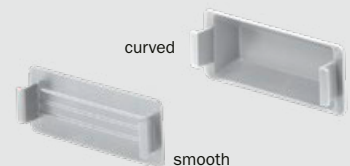


## Label holder

Fits onto the ribs of all Euro light container.

PU: 50 items

Item	Order no.
<b>ELB-E</b>	<b>16020</b>



## Insertable hand grips

Made of polypropylene for subsequently closing the finger holes.

PU: 50 items

Item	Type	Order no.
<b>GV-MF</b>	curved	<b>39795</b>
<b>GV-MF 3</b>	smooth	<b>22385</b>

Order no. = on stock



GRAY




Additional colors available on request

- ▶ **Polypropylene**  
resistant to most oils, acidic and alkaline solutions, sound insulation effect when used on conveying sections, when used properly dimensionally stable from -20° to +100°C
- ▶ **Keeps its shape and robust**
- ▶ **Stacking**  
rim with profile design
- ▶ **Ergonomic open hand grips**  
on both short sides
- ▶ **Lifting slots**  
for materials handling device
- ▶ **Optional reinforced base**  
for reliable and safe storage using automated systems
- ▶ **Corner frame design**  
for torsion-resistant construction
- ▶ **Smooth interior walls**  
for easy cleaning
- ▶ **Compatible**  
with all Euro dimension containers

# ELB range with two-piece hinged lid and accessories

2-piece hinged lid with two interlocking parts


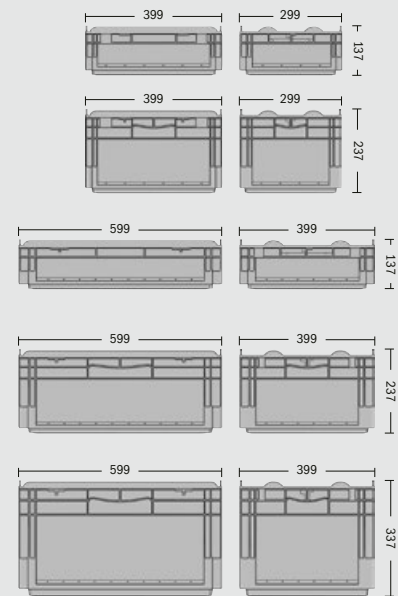


Handle and stacking lock

Banding groove with hinge

## ELB Euro light container with two-part hinged lid

Item	Internal dimensions (base) L x W x H (mm)	Usable internal height when stacked (mm)	Volume (liters)	Order no.
ELB-DH 4120	356 x 256 x 115	100	10.9	56005
ELB-DH 4220	356 x 256 x 215	200	20.4	56015
ELB-DH 6120	555 x 355 x 115	100	23.3	56025
ELB-DH 6220	555 x 355 x 215	200	43.7	56035
ELB-DH 6320	555 x 355 x 314	300	64.0	56045



## Drop-on lids

Lid clips and additional colors available on request.

Item	for basic dimensions L x W (mm)	Order no.
<b>Lid</b>		
LTB-D 43	400 x 300	75905
LTB-D 64	600 x 400	75915
<b>With hinges</b> (incl. 2 lid hinges)		
LTB-D 43 S	400 x 300	76205
LTB-D 64 S	600 x 400	76215



## Pallet covers

For covering entire stacks of containers on a euro pallet. Designed for banding with guiding grooves on the short sides of the pallet cover.

Item	for basic dimensions L x W (mm)	Order no.
ADH 86	800 x 600	— 93628
A 1208	1,200 x 800	39704 —
A 1208-1	1,200 x 800	35614 —

Illustrations of the pallet covers A 1208-1 and ADH 86 are shown on page A20.

Boxes / containers

Modular shelving

Longspan racking

Pallet racking

Cantilever racking

Mezzanines / platforms

On-line shelving / KDR shelving

Semi-automated solutions

Logistics systems

Appendix

# EF range – containers for manual and automated handling

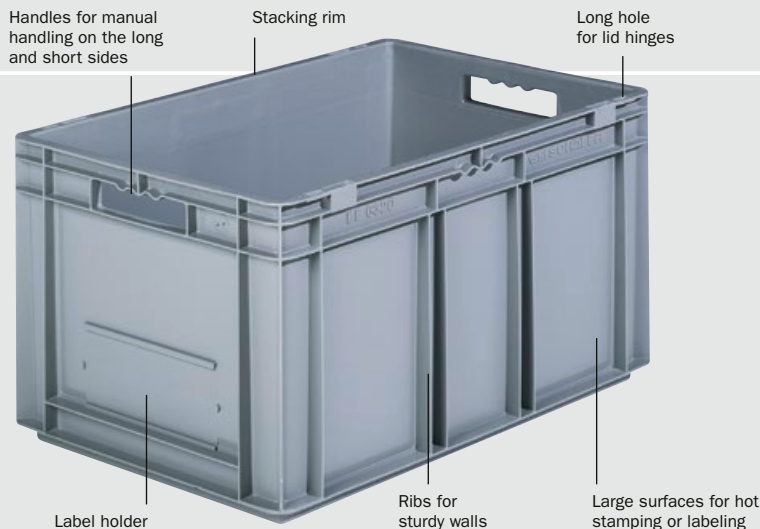
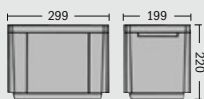
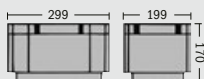
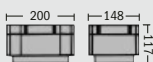
## EUROFIX containers – EF range

The EF range from SSI SCHAEFER provides cost-effective staging, transporting and storage with 25 different sizes and 150 varieties. Regardless of the application, the sturdy stacking lids guarantee safe stacking up to 600 kg.





The EF box range is also available in conductive versions and with special designs.



Smooth standard base (max. content load 20 kg)



## Standard EF containers

Item	Internal dimensions of the base L x W x H (mm) when stacked	Volume (liters)	Order no.	Order no.
			  	
EF 2120 PP	153 x 106 x 102	2.0	22031	22034
EF 2120 PPL			22035	22038
EF 3120 PP	254 x 154 x 102	4.7	22021	22024
EF 3120 PPL			22025	22028
EF 3170 PP	253 x 153 x 148	7.0	22261	22264
EF 3170 PPL			22265	22268
EF 3220 PP	253 x 153 x 197	9.0	22931	22934
EF 3220 PPL			22935	22938
EF 4040 PP	358 x 258 x 28	3.6	15501	15504
EF 4040 PPL			15505	15508
EF 4070 PP	359 x 259 x 61	6.9	21741	21744
EF 4070 PPL			21745	21748
EF 4080 PP	358 x 258 x 68	7.4	15511	15514
EF 4080 PPL			15515	15518
EF 4120 PP	356 x 256 x 105	11.1	14891	14894
EF 4120 PPL			14895	14898

Order no. = on stock

# EF range – standard

RED BLUE GRAY



Additional colors available on request



- ▶ **Polypropylene**  
resistant to most oils, acidic and alkaline solutions, sound insulation effect when used on conveying sections, when used properly dimensionally stable from -20° to +100°C
- ▶ **Keeps its shape and robust**
- ▶ **Smooth interior walls**  
for easy cleaning
- ▶ **Strong stacking rims**  
for safe stacking up to 600 kg
- ▶ **Optimum rib structure**  
for safe storage and transport
- ▶ **Compatible**  
with all Euro containers
- ▶ **Flexibility**  
thanks to 25 sizes and more than 150 variants

▶ **Conductive polypropylene (PPL)**

Specific contact resistance	normal PE/PP 10 <sup>18</sup> Ohm x cm <	<b>PPL</b> 10 <sup>3</sup> Ohm x cm
Specific surface resistance	10 <sup>14</sup> Ohm	<b>10<sup>4</sup> Ohm</b>



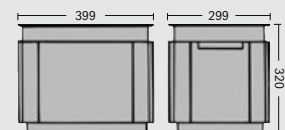
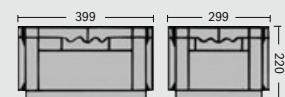
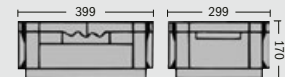
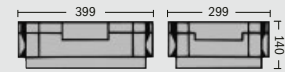
**Other container designs**

on request



**Standard EF containers**

Item	Internal dimensions of the base L x W x H (mm) when stacked	Volume (liters)	Order no.			Order no.
EF 4140 PP	354 x 254 x 117	12.8	22271	22274	22275	—
EF 4140 PPL			—	—	—	22278
EF 4170 PP	354 x 254 x 147	15.7	22161	22164	22165	—
EF 4170 PPL			—	—	—	22168
EF 4220 PP	355 x 255 x 197	20.4	14951	14954	14955	—
EF 4220 PPL			—	—	—	14958
EF 4320 PP	354 x 253 x 306	29.7	14741	14744	14745	—
EF 4320 PPL			—	—	—	14748



Hand grip\*\*



Open hand grip\*\*



Overhang hand grip\*\*



Hand grip with overhang hand grip\*\*

\*\* Not always in stock. Please inquire.

Boxes / containers

Modular shelving

Longspan racking

Pallet racking

Cantilever racking

Mezzanines / platforms

On-line shelving / KDR shelving

Semi-automated solutions

Logistics systems

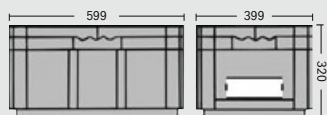
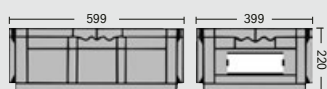
Appendix

**i**

<b>RED</b>	<b>BLUE</b>	<b>GRAY</b>	<b>PPL BLACK</b>	Additional colors available on request



## EF range – standard (continued)



### Standard EF containers

Item	Internal dimensions of the base L x W x H (mm) when stacked	Volume (liters)	Order no.			Order no.
EF 6070 PP	553 x 353 x 60	14.3	22041	22044	22045	–
EF 6070 PPL			–	–	–	22048
EF 6120 PP	553 x 353 x 97	23.3	92281	970309	92285	–
EF 6120 PPL			–	–	–	92288
EF 6140 PP	553 x 353 x 117	27.4	22231	22234	22235	–
EF 6140 PPL			–	–	–	22238
EF 6150 PP	553 x 353 x 127	29.4	21951	21954	21955	–
EF 6150 PPL			–	–	–	21958
EF 6170 PP	559 x 359 x 151	34.2	15371	15374	15375	–
EF 6170 PPL			–	–	–	15378
EF 6180 PP	553 x 353 x 156	35.4	15661	15664	15665	–
EF 6180 PPL			–	–	–	15668
EF 6220 PP	553 x 353 x 196	43.5	14851	14854	14855	–
EF 6220 PPL			–	–	–	14858
EF 6240 PP	553 x 353 x 216	47.5	22091	22094	22095	–
EF 6240 PPL			–	–	–	22098
EF 6280 PP	553 x 353 x 261	56.6	21921	21924	21925	–
EF 6280 PPL			–	–	–	21928
EF 6320 PP	553 x 353 x 296	63.7	14831	14834	14835	–
EF 6320 PPL			–	–	–	14838
EF 6420 PP	553 x 353 x 396	83.8	14921	14924	14925	–
EF 6420 PPL			–	–	–	14928

Order no. = on stock

# Special EF containers with order picking opening and accessories

## EUROFIX container EF 6220 D11

With semi-open front side.  
Material: Polypropylene. Color: blue.  
External dimensions: L 599 x W 399 x H 220 mm.  
With front side opening: W 278 x H 110 mm.

### Dust cover EF-SK 64102

Made of transparent plastic.

Item	Order no.
EF 6220 D11	93904
EF-SK 64102	93930

Minimum order quantity for special EF boxes with dust flap

## EUROFIX container EF 6320 B11

With semi-open front side.  
Material: Polypropylene. Color: blue.  
External dimensions: L 599 x W 399 x H 320 mm.  
With front side opening: W 278 x H 160 mm.

### Dust cover EF-SK 64152

Made of transparent plastic.

Item	Order no.
EF 6320 B11	93894
EF-SK 64152	93920

Minimum order quantity for special EF boxes with dust flap

## EUROFIX container EF 6420 A14

With semi-open front side.  
Material: polypropylene. Color: blue.  
External dimensions: L 599 x W 399 x H 420 mm.  
With front side opening: W 278 x H 210 mm.

### Dust cover EF-SK 64202

Made of transparent plastic.

Item	Order no.
EF 6420 A14	93884
EF-SK 64202	93910


Minimum order quantity for special EF boxes with dust flap



## Insertable hand grips

Made of polypropylene for subsequently closing the finger holes.

PU: 50 items



Item	Order no.
GV-EF	22081 22085
GV-EF 3	22301 22325

Order no. = not on stock



## Label holder

Fits onto the ribs of all EUROFIX containers.

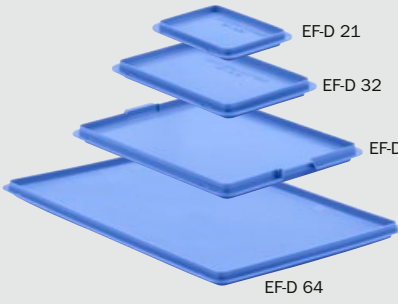
PU: 50 items



Item	Order no.
EF-E	16010







# Accessories for standard EF containers




### Lids

Available in red, blue or gray for all EUROFIX containers. Slits in the long sides of the lid make all boxes crimp-sealable and lockable. Material: Polypropylene.

Item	for basic dimensions (mm)	Order no.			Item	Order no.
						
EF-D 21	200 x 150	21791	21794	21795	EF-D 21 PPL	21798
EF-D 32	300 x 200	22281	22284	22285	EF-D 32 PPL	22288
EF-D 43	400 x 300	15031	15034	15035	EF-D 43 PPL	15038
EF-D 64	600 x 400	15041	15044	15045	EF-D 64 PPL	15048






Lid with hooks




Lid clips (on request)


### Lids with cast hooks or hinges

The lids with cast hooks is removable while the rotating and opening movement remains guided. Lid clips on request.


Item	for basic dimensions (mm)	Order no.			Item	Order no.
						
<b>With hooks (clips on request)</b>						
EF-D 21-H	200 x 150	39911	39914	39915	EF-D 21-H PPL	39918
EF-D 32-H	300 x 200	39921	39924	39925	EF-D 32-H PPL	39928
EF-D 43-H	400 x 300	39931	39934	39935	EF-D 43-H PPL	39938
EF-D 64-H	600 x 400	39941	39944	39945	EF-D 64-H PPL	39948
<b>With hinges</b>						
EF-D 21-S	200 x 150	21001	21004	21005	EF-D 21-S PPL	21008
EF-D 32-S	300 x 200	21021	21024	21025	EF-D 32-S PPL	21028
EF-D 43-S	400 x 300	21041	21044	21045	EF-D 43-S PPL	21048
EF-D 64-S	600 x 400	21081	21084	21085	EF-D 64-S PPL	21088



ADH 86





A 1208 PP



A 1208-1 PP

### Pallet covers

For covering entire stacks of containers on a euro pallet. Designed for banding with guiding grooves on the short sides of the pallet cover.

Item	for basic dimensions L x W (mm)	Order no.	
			
ADH 86	800 x 600	–	93628
A 1208	1,200 x 800	39704	–
A 1208-1	1,200 x 800	35614	–

Order no. = on stock

## Accessories for standard EF containers

**Roll-Fix**

LTS tray with 4 swivel castors (Ø 80 mm).

Closed platform made of polypropylene with 15 mm high stacking rim.

Suitable for EF containers 600 x 400 mm.

Load capacity: 200 kg.






Roll-Fix RO 460



Roll-Fix RO 461



Roll-Fix RO 463

Item	L x W x H (mm)	Type	Order no.		
					
<b>RO 460</b>	594 x 396 x 150	with plastic castors	<b>22201</b>	<b>22205</b>	—
<b>RO 461</b>	594 x 396 x 150	with solid rubber castors	<b>22211</b>	<b>22215</b>	—
<b>RO 463 PPL</b>	594 x 396 x 150	with conductive castors	—	—	<b>22190</b>

**Dolly**

For transporting EF containers.

Suitable for transport with forklifts.

Max. stacking height on the pallet 1.80 m.

2 swivel castors and 2 rigid castors (Ø 125 mm). Ground clearance: 115 mm. Max. load 450 kg. Can be stacked securely on top of each other.

Height when stacked 130 mm.

Color: black.




Item	W x D x H (mm)	Order no.
<b>RLP 86</b>	800 x 600 x 200	<b>93608</b>



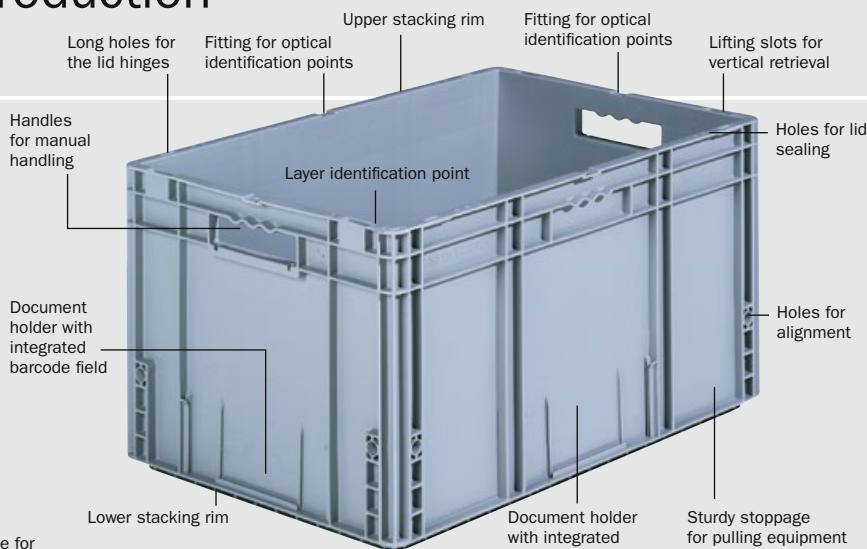
# MF range – the professional solution for automated warehousing and production

## MF multi-functional container range

The MF multi-functional container range is the ideal solution for all automated warehousing. They are perfect for production tasks or during reusable packaging for external goods transport. The series also features a double base for optimum conveying with high loads, comb-shaped ribs for perfect contact with all conveying sections and the open-rib tunnel underneath the running edge to prevent scooped areas.



Standard base for problem-free and safe storage using ASPW systems (max. content load 30 kg)



Long holes for the lid hinges  
Handles for manual handling  
Document holder with integrated barcode field

Fitting for optical identification points  
Upper stacking rim  
Layer identification point

Fitting for optical identification points

Lifting slots for vertical retrieval

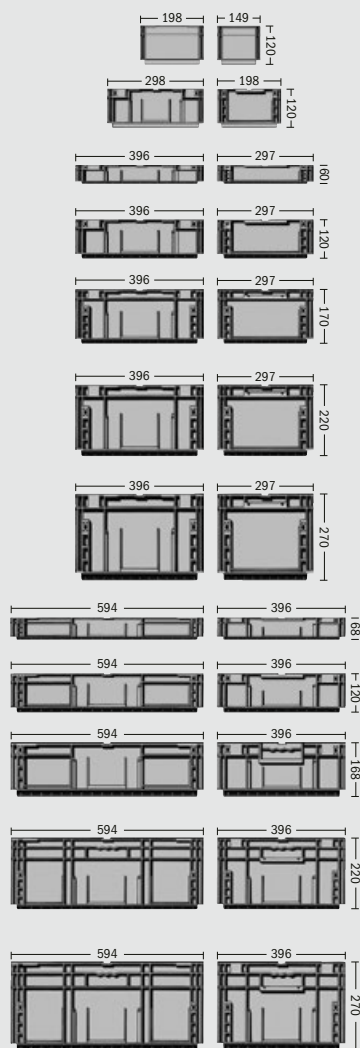
Holes for lid sealing

Holes for alignment



Lower stacking rim

Document holder with integrated barcode field

Sturdy stoppage for pulling equipment



## MF containers

Item	Internal dimensions of the base L x W x H (mm) when stacked	Volume (liters)	Order no.		Order no.
					
MF 2120	160 x 111 x 103	2.0	39044	39045	–
MF 2120 PPL			–	–	39048
MF 3120	267 x 168 x 102	5.2	39304	39305	–
MF 3120 PPL			–	–	39308
MF 4060	366 x 267 x 27	4.1	38734	38735	–
MF 4060 PPL			–	–	38738
MF 4120	360 x 261 x 87	10.0	39314	39315	–
MF 4120 PPL			–	–	39318
MF 4170	366 x 267 x 137	14.6	39324	39325	–
MF 4170 PPL			–	–	39328
MF 4220	366 x 267 x 187	19.7	39334	39335	–
MF 4220 PPL			–	–	39338
MF 4270	366 x 267 x 237	24.3	39494	39495	–
MF 4270 PPL			–	–	39498
MF 6070	564 x 366 x 34	10.2	39344	39345	–
MF 6070 PPL			–	–	39348
MF 6120	564 x 366 x 87	21.0	970088	970090	–
MF 6120 PPL			–	–	970091
MF 6170	564 x 366 x 135	30.8	39364	39365	–
MF 6170 PPL			–	–	39368
MF 6220	564 x 366 x 187	41.6	39374	39375	–
MF 6220 PPL			–	–	39378
MF 6270	564 x 366 x 237	52.0	39384	39385	–
MF 6270 PPL			–	–	39388

Order no. = on stock

Order no. = not on stock



# MF range



- **Polypropylene**  
resistant to most oils, acidic and alkaline solutions, sound insulation effect when used on conveying sections, when used properly dimensionally stable from -20° to +100°C
- **Keeps its shape and robust**
- **Base surround**  
for smooth quiet-running conveying
- **Reinforced base**  
for reliable and safe storage using ASPW systems
- **Compatible**  
with all Euro dimension containers
- **Optimum rib structure**  
for safe storage and transport
- **Smooth interior walls**  
for easy cleaning
- **High content loads**
- **Optional drainage holes in the base**  
as per the VDS directive for HHS3 classification


	normal PE/PP	PPL
Specific contact resistance	10 <sup>18</sup> Ohm x cm <	10 <sup>9</sup> Ohm x cm
Specific surface resistance	10 <sup>14</sup> Ohm	10 <sup>4</sup> Ohm

**Other container designs**  
on request



### Insertable hand grips

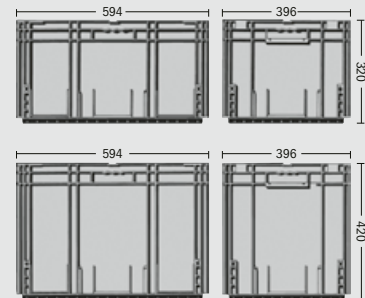
Made of polypropylene for subsequently closing the finger holes.  
PU: 50 items



Item	Order no.	Order no.
GV-MF	39794	39795
GV-MF 3	22374	22385

### MF containers

Item	Internal dimensions of the base L x W x H (mm) when stacked	Volume (liters)	Order no.	Order no.	Order no.
MF 6320	564 x 366 x 287	62.3	39394	39395	—
MF 6320 PPL			—	—	39398
MF 6420	564 x 366 x 387	82.9	39404	39405	—
MF 6420 PPL			—	—	39408



**Insert boxes and suggested partitioning**  
on pages A29 – A31

### Lid

Dustproof closing. Sealable. Can also be stacked safely with a lid. Lifting slots for automated handling. \*) Design with the surrounding banding groove in the middle.

Two securing rings for the hinges and two clips to fasten the cover are included with the lid with cast hinges.



Item	for basic dimensions L x W (mm)	Order no.	Order no.	Item	Order no.
<b>Auflagedeckel</b>					
MF-D 32	300 x 200	39464	39465	MF-D 32 PPL	39468
MF-D 43	400 x 300	39714	39715	MF-D 43 PPL	39718
MF-D 64*	600 x 400	39744	39745	MF-D 64 PPL	39748
<b>With hooks (lid clips on request)</b>					
MF-D 32 H	300 x 200	39854	39855	MF-D 32 H PPL	39858
MF-D 43 H*	400 x 300	39724	39725	MF-D 43 H PPL	39728
MF-D 64 H*	600 x 400	39754	39755	MF-D 64 H PPL	39758
<b>With hinges (lid clips on request)</b>					
MF-D 32 S	300 x 200	39474	39475	MF-D 32 S PPL	39478
MF-D 43 S*	400 x 300	39864	39865	MF-D 43 S PPL	39868
MF-D 64 S*	600 x 400	39874	39875	MF-D 64 S PPL	39878
<b>Pallet cover</b>					
A 1208	1,200 x 800	39704	—	—	—
A 1208-1**	1,200 x 800	35614	—	—	—



\*\* Figure see page A25

# LTB range – light and strong for transport and storage

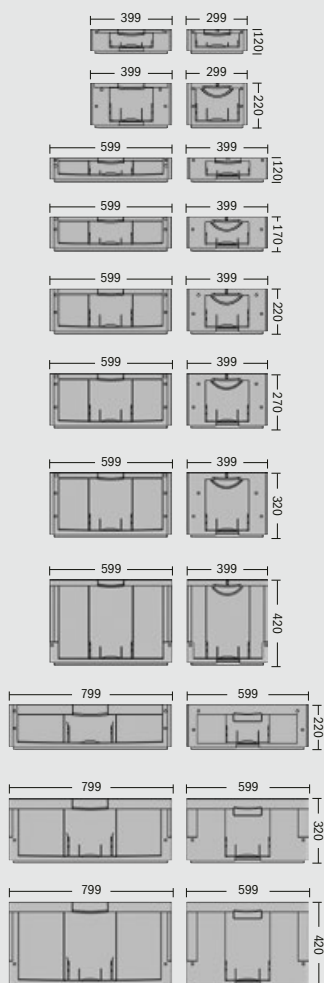
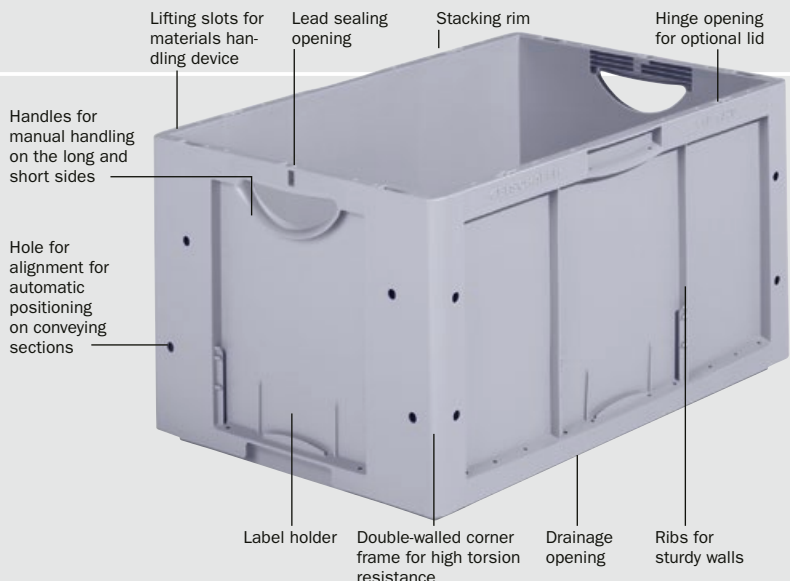
## LTB containers for warehousing and transportation

The LTB from SSI SCHAEFER provides especially high volume usage, reinforced top and bottom edges together with four sturdy corner supports.

Specially designed base variants guarantee that it can move along conveying sections without any difficulty. These characteristics ensure high torsion resistance and safe stacking. Its very low empty weight together with the reinforced standard base make it suitable for content weighing up to 50 kg. The variant with vibration-welded base (VS01) is suitable for content weighing up to 70 kg.

In addition to the open standard variant, the LTB is also available with single or piece hinged lid or a separate lid. When using these separate lid or the hinged lid, the LTB can be shipped and remains suitable for automated stacking and safe storage using ASPW systems or modular shelvings.

The LTB containers for warehousing and transportation from SSI SCHAEFER could be incremental in creating consistently automated material flow.



## LTB containers for warehousing and transportation – standard design

Item	Internal dimensions (base) L x W x H (mm)	Usable internal height when stacked (mm)	Volume (liters)	Base	Order no.
<b>LTB 4120</b>	367 x 267 x 103	88	10.0		<b>75704 75705</b>
<b>LTB 4220</b>	367 x 267 x 203	188	19.8		<b>75744 75745</b>
<b>LTB 6120</b>	567 x 367 x 98	83	20.3		<b>75784 75785</b>
<b>LTB 6170</b>	567 x 367 x 148	133	30.7		<b>75804 75805</b>
<b>LTB 6220</b>	567 x 367 x 198	183	41.0		<b>75824 75825</b>
<b>LTB 6270</b>	567 x 367 x 248	233	51.4		<b>75844 75845</b>
<b>LTB 6320</b>	567 x 367 x 298	283	61.7		<b>75864 75865</b>
<b>LTB 6420</b>	567 x 367 x 398	383	82.3		<b>86064 86065</b>
<b>LTB 8220 VS05</b>	755 x 555 x 197	177	84.5	<b>VS</b>	<b>76024 76025</b>
<b>LTB 8320 VS05</b>	755 x 555 x 297	277	125.0	<b>VS</b>	<b>76284 76285</b>
<b>LTB 8420 VS05</b>	755 x 555 x 397	377	165.0	<b>VS</b>	<b>76294 76295</b>

**VS** Vibration-welded base (VS01/VS05 base)

**Order no.** = on stock

BLUE

GRAY

Additional colors  
available on request

- ▶ **Polypropylene**  
resistant to most oils, acidic and alkaline solutions,  
sound insulation effect when used on conveying  
sections, when used properly dimensionally stable  
from -20° to +100°C
- ▶ **Keeps its shape and robust**
- ▶ **Reinforced base**  
for reliable and safe storage using ASPW systems
- ▶ **Double-walled corner frame design**  
for high torsion resistance with high stacking loads
- ▶ **Smooth interior walls**  
for easy cleaning
- ▶ **Various handle versions**
- ▶ **Optional drainage holes in the base**  
as per the VDS directive for HHS3 classification
- ▶ **Compatible**  
with all Euro dimension containers
- ▶ **Conductive models**  
available on request


## Separate lids and pallet covers for the LTB range

**i** Other container designs  
on request



### Lid

Item	for containers with basic dimensions L x W (mm)	Incl. the following accessories	Order no.	
Lid (lid clips on request)				
LTB-D 43	400 x 300		75904	75905
LTB-D 64	600 x 400		75914	75915
With hinges (lid clips on request)				
LTB-D 43 S	400 x 300	2 lid hinges	76204	76205
LTB-D 64 S	600 x 400	2 lid hinges	76214	76215




### Pallet covers


For covering entire stacks of containers on  
a euro pallet. Designed for banding with  
guiding grooves on the short sides of the  
pallet cover.

Item	for basic dimensions L x W (mm)	Order no.
A 1208	1,200 x 800	39704
A 1208-1	1,200 x 800	35614

A 1208 PP



A 1208-1 PP

Boxes /  
containersModular  
shelvingLongspan  
rackingPallet  
rackingCantilever  
rackingMezzanines /  
platformsOn-line shelving /  
KDR shelvingSemi-automated  
solutionsLogistics  
systems

Appendix

# LTF range – containers for automated warehousing

## LTF range containers

The various base designs of the storage and transport fix range containers (LTF) enable content loads of up to 70 kg depending on the specific version.

Vertical sidewalls ensure that the internal dimensions are optimally usable. With their special corner frame design, they are capable of handling high stacking loads and are also easy to clean.

The containers also feature VDA label slots, adhesive surfaces for barcodes, vertical lifting slots and holes for alignment as well as transponder retaining elements. Further options also include drainage holes in the base as per the VDS directive for the HHS 3 classification and diverse handle versions.

The LTF is compatible with VDA system elements (e.g. A 1208, see KLT).

Long hole for lid hinge, compatible with the MF range

Lid sealing holes, compatible with the MF range

Lifting slots for vertical retrieval, compatible with the MF range

Double-walled corner frame for high stacking loads

Retaining element for label securing wire (short/long sides)

Retaining option for check card transponder (short/long sides)

Sturdy structure for pulling equipment (short/long sides), rounded corners, advantageous for conveying sections

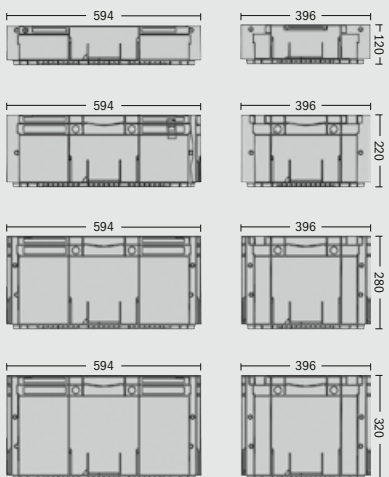
Large adhesive or hot stamping surfaces

Holes for alignment

Label holder with integrated barcode adhesive strip (short/long sides)



Standard base (max. content load 30 kg)




## LTF containers

Item	Internal dimensions of the base L x W x Usable H (mm)	Volume (liters)	Order no.
LTF 6120	564 x 366 x 87	21.0	35764 35765
LTF 6220	564 x 366 x 187	42.0	35724 35725
LTF 6280	564 x 366 x 247	53.8	35704 35705
LTF 6320	564 x 366 x 287	62.7	35734 35735

## Insertable hand grips

Made of polypropylene for subsequently closing the finger holes.  
PU: 50 items



Item	Type	Order no.
GV-MF	curved	39794 39795
GV-MF 3	smooth	22374 22385

## Label holder



Item	Order no.
LTF-E	16020

Order no. = on stock

# Lid and pallet covers



Additional colors available on request

- ▶ **Polypropylene**  
resistant to most oils, acidic and alkaline solutions, sound insulation effect when used on conveying sections, when used properly dimensionally stable from -20° to +100°C
- ▶ **Keeps its shape and robust**
- ▶ **Base surround**  
for smooth quiet-running conveying
- ▶ **Reinforced base**  
for reliable and safe storage using ASPW systems
- ▶ **Double-walled corner frame design**  
for high stacking loads
- ▶ **Smooth interior walls**  
for easy cleaning
- ▶ **Various handle versions**
- ▶ **Optional drainage holes in the base**  
as per the VDS directive for HHS 3 classification
- ▶ **Compatible**  
with all Euro dimension containers
- ▶ **Conductive models**  
available on request

**i** Other special designs on request



## Lid

Dustproof closing. Sealable LTF containers can also be stacked safely with lids. Lifting slots for automated handling. \*) Design with the surrounding banding groove in the middle.



Item	Type	Order no.	
MF-D 64*	Lid	39744	39745
MF-D 64 H*	with hooks (lid clips on request)	39754	39755
MF-D 64 S*	with hinge (lid clips on request)	39874	39875



## Pallet covers

For covering entire stacks of containers on a euro pallet. Designed for banding with guiding grooves on the short sides of the pallet cover.

Item	for basic dimensions L x W (mm)	Order no.
A 1208	1,200 x 800	39704
A 1208-1	1,200 x 800	35614



Boxes / containers

Modular shelving

Longspan racking

Pallet racking

Cantilever racking

Mezzanines / platforms

On-line shelving / KDR shelving

Semi-automated solutions

Logistics systems

Appendix

## Insert boxes – to control the chaos

Without insert boxes the storage areas and workshops in many companies descend into unending chaos. They are the ideal solution for organizing and safely storing numerous small parts. SSI SCHAEFER's insert boxes more than just a means of creating order in boxes, drawers and containers. They are also essential for making the very best use of the space available in carriers and containers.

Furthermore, these flexible insert boxes are also incredibly rugged. Available in innumerable designs, they are resistant to most oils, acidic and alkaline solutions while their smooth inner walls also make them easy to clean. They eliminate the need to search for items as everything is where it is supposed to be.



BLUE PPL BLACK



► **Polypropylene**

resistant to most oils, acidic and alkaline solutions, when used properly dimensionally stable from -20° to +100°C

► **4 sizes can be combined**

with Euro containers with **300 x 200, 400 x 300 and 600 x 400 mm bases**

► **Keeps its shape and robust**


► **Smooth interior walls**

for easy cleaning

► **Drainage holes**

in the insert boxes for automated storage on request

# Insert boxes for EF, MF range Euro containers



EK 4081

EK 4021

EK 3021

EK 4041



Container 300 x 200 mm

Insert box	H (mm)	Divider
EK 3021	80	1/2 transverse



Container 400 x 300 mm

Insert box	H (mm)	Divider
EK 4021	80	1/2 transverse




Container 400 x 300 mm

Insert box	H (mm)	Divider
EK 4041	80	1/4



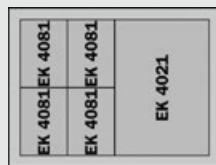
Container 400 x 300 mm

Insert box	H (mm)	Divider
EK 4081	80	1/8



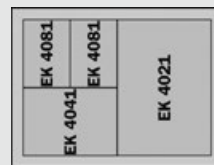
Container 400 x 300 mm

Insert box	Height (mm)
4 x EK 4081	80
2 x EK 4041	80



Container 400 x 300 mm

Insert box	Height (mm)
4 x EK 4081	80
1 x EK 4021	80



Container 400 x 300 mm

Insert box	Height (mm)
2 x EK 4081	80
1 x EK 4041	80
1 x EK 4021	80

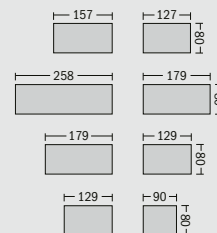


Container 400 x 300 mm

Insert box	Height (mm)
2 x EK 4041	80
1 x EK 4021	80

**Insert boxes for Euro containers with 300 x 200/400 x 300 mm bases**

Item	for containers (mm)	Dimensions L x W x H (mm)	PU	Order no.
EK 3021	300 x 200	157 x 127 x 80	84	1184
EK 3021 PPL				1188
EK 4021	400 x 300	258 x 179 x 80	36	1914
EK 4021 PPL				1918
EK 4041	400 x 300	179 x 129 x 80	48	1924
EK 4041 PPL				1928
EK 4081	400 x 300	129 x 90 x 80	64	1934
EK 4081 PPL				1938



Order no. = on stock

Boxes / containers

Modular shelving

Longspan racking

Pallet racking

Cantilever racking

Mezzanines / platforms

On-line shelving / KDR shelving

Semi-automated solutions

Logistics systems


Appendix



BLUE PPL BLACK



# Insert boxes for EF, MF and LTF range Euro containers



- ▶ **Polypropylene**  
resistant to most oils, acidic and alkaline solutions, when used properly dimensionally stable from -20° to +100°C
- ▶ **6 sizes can be combined**  
with Euro containers with **600 x 400 mm base**
- ▶ **Smooth interior walls**  
for easy cleaning
- ▶ **Drainage holes**  
in the insert boxes for automated storage on request

EK 6161	EK 6161	EK 6161	EK 6161
EK 6161	EK 6161	EK 6161	EK 6161
EK 6161	EK 6161	EK 6161	EK 6161
EK 6161	EK 6161	EK 6161	EK 6161

Container 600 x 400 mm		
Insert box	H (mm)	Divider
<b>EK 6161</b>	80	1/16

EK 6081	EK 6082	EK 6081	EK 6082	EK 6081	EK 6082	EK 6081	EK 6082
EK 6082	EK 6082	EK 6082	EK 6082	EK 6082	EK 6082	EK 6082	EK 6082

Container 600 x 400 mm		
Insert box	H (mm)	Divider
<b>EK 6081</b>	80	1/8
<b>EK 6082</b>	150	1/8

EK 6041L	EK 6041L	EK 6041L	EK 6041L
----------	----------	----------	----------

Container 600 x 400 mm		
Insert box	H (mm)	Divider
<b>EK 6041 L</b>	80	1/4 longitudinal

EK 6041	EK 6042	EK 6041	EK 6042
EK 6041	EK 6042	EK 6041	EK 6042

Container 600 x 400 mm		
Insert box	H (mm)	Divider
<b>EK 6041</b>	80	1/4
<b>EK 6042</b>	150	1/4

EK 6021	EK 6022L	EK 6021	EK 6022L
---------	----------	---------	----------

Container 600 x 400 mm		
Insert box	H (mm)	Divider
<b>EK 6021</b>	80	1/2 longitudinal
<b>EK 6022 L</b>	150	1/2 longitudinal

EK 6021Q	EK 6022Q	EK 6021Q	EK 6022Q
----------	----------	----------	----------

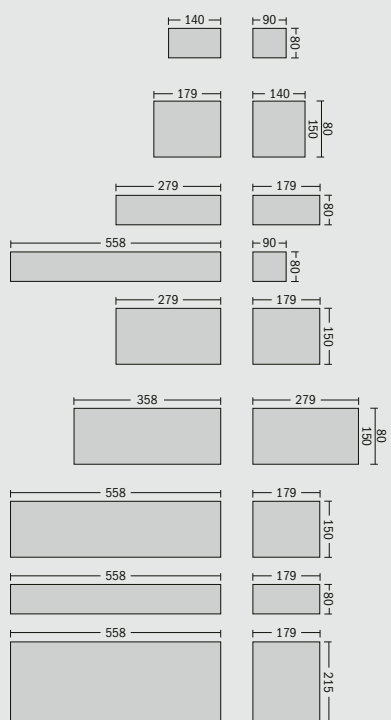
Container 600 x 400 mm		
Insert box	H (mm)	Divider
<b>EK 6021 Q</b>	80	1/2 transverse
<b>EK 6022 Q</b>	150	1/2 transverse

EK 6081	EK 6081	EK 6081	EK 6081
EK 6161	EK 6161	EK 6161	EK 6161
EK 6161	EK 6161	EK 6161	EK 6161

Container 600 x 400 mm		
Insert box	Height (mm)	
<b>4 x EK 6081</b>	80	
<b>8 x EK 6161</b>	80	

EK 6041	EK 6081	EK 6081
EK 6041	EK 6161	EK 6161
EK 6041	EK 6161	EK 6161

Container 600 x 400 mm		
Insert box	Height (mm)	
<b>2 x EK 6041</b>	80	
<b>2 x EK 6081</b>	80	
<b>4 x EK 6161</b>	80	



## Insert boxes for Euro containers with 600 x 400 mm base

Item	for containers (mm)	Dimensions L x W x H (mm)	PU	Order no.
<b>EK 6161</b>	600 x 400	140 x 90 x 80	84	<b>4764</b> –
<b>EK 6161 PPL</b>				– <b>4768</b>
<b>EK 6081</b>	600 x 400	179 x 140 x 80	48	<b>4754</b> –
<b>EK 6081 PPL</b>				– <b>4758</b>
<b>EK 6082</b>	600 x 400	179 x 140 x 150	32	<b>79354</b> –
<b>EK 6082 PPL</b>				– <b>79358</b>
<b>EK 6041</b>	600 x 400	279 x 179 x 80	36	<b>4734</b> –
<b>EK 6041 PPL</b>				– <b>4738</b>
<b>EK 6041 L</b>	600 x 400	558 x 90 x 80	48	<b>4744</b> –
<b>EK 6041 L PPL</b>				– <b>4748</b>
<b>EK 6042</b>	600 x 400	279 x 179 x 150	18	<b>4724</b> –
<b>EK 6042 PPL</b>				– <b>4728</b>
<b>EK 6021 Q</b>	600 x 400	358 x 279 x 80	18	<b>79364</b> –
<b>EK 6021 Q PPL</b>				– <b>79368</b>
<b>EK 6022 Q</b>	600 x 400	358 x 279 x 150	12	<b>4774</b> –
<b>EK 6022 Q PPL</b>				– <b>4778</b>
<b>EK 6022 L</b>	600 x 400	558 x 179 x 150	12	<b>4714</b> –
<b>EK 6022 L PPL</b>				– <b>4718</b>
<b>EK 6021</b>	600 x 400	558 x 179 x 80	24	<b>1944</b> –
<b>EK 6021 PPL</b>				– <b>1948</b>
<b>EK 6023 L</b>	600 x 400	558 x 179 x 215	24	<b>4784</b> –
<b>EK 6023 L PPL</b>				– <b>4788</b>

Order no. = on stock



BLUE PPL BLACK



**Polystyrene**

Polystyrene is very hard and keeps its shape due to its amorphous structure

**6 sizes can be combined**

with Euro containers with **600 x 400 mm base**

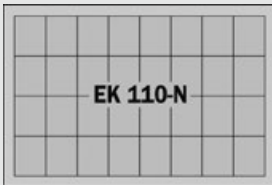
**Smooth interior walls**

for easy cleaning

**Drainage holes**

in the insert boxes for automated storage on request

# Insert boxes for EF range Euro containers




Container 600 x 400 mm

Insert box	H (mm)	Divider
EK 110-N	96	1/32




Container 600 x 400 mm

Insert box	H (mm)	Divider
EK 111-N	96	1/16
EK 111	110	1/16



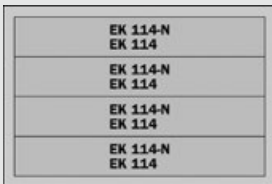
Container 600 x 400 mm

Insert box	H (mm)	Divider
EK 112-N	96	1/8
EK 112	110	1/8



Container 600 x 400 mm

Insert box	H (mm)	Divider
EK 113-N	96	1/4
EK 113	110	1/4



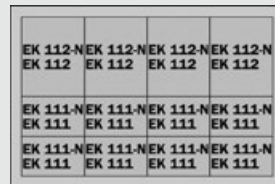
Container 600 x 400 mm

Insert box	H (mm)	Divider
EK 114-N	96	1/4 longitudinal
EK 114	110	1/4 longitudinal




Container 600 x 400 mm

Insert box	H (mm)	Divider
EK 115-N	96	1/2 longitudinal
EK 115	110	1/2 longitudinal



Container 600 x 400 mm

Insert box	Height (mm)
4x EK 112 /-N	96 / 110
8x EK 111 /-N	96 / 110

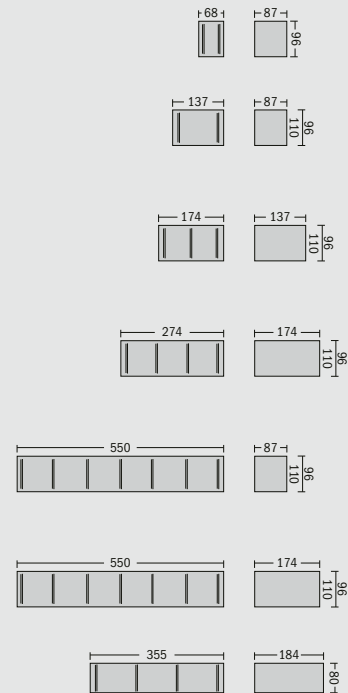


Container 600 x 400 mm

Insert box	Height (mm)
2x EK 113 /-N	96 / 110
2x EK 112 /-N	96 / 110
4x EK 111 /-N	96 / 110

**Insert boxes for Euro containers with 600 x 400 mm base**

Item	for containers (mm)	Dimensions L x W x H (mm)	PU	Order no.
EK 110-N PS	600 x 400	68 x 87 x 96	96	4704 -
EK 110-N PPL				- 4708
EK 111-N PS	600 x 400	137 x 87 x 96	48	4364 -
EK 111-N PPL				- 4368
EK 111 PS	600 x 400	137 x 87 x 110	48	22644 -
EK 111 PPL				- 22648
EK 112-N PS	600 x 400	174 x 137 x 96	40	4374 -
EK 112-N PPL				- 4378
EK 112 PS	600 x 400	174 x 137 x 110	40	22634 -
EK 112 PPL				- 22638
EK 113-N PS	600 x 400	274 x 174 x 96	36	4384 -
EK 113-N PPL				- 4388
EK 113 PS	600 x 400	274 x 174 x 110	36	22624 -
EK 113 PPL				- 22628
EK 114-N PS	600 x 400	550 x 87 x 96	36	4394 -
EK 114-N PPL				- 4398
EK 114 PS	600 x 400	550 x 87 x 110	36	22614 -
EK 114 PPL				- 22618
EK 115-N PS	600 x 400	550 x 174 x 96	18	4404 -
EK 115-N PPL				- 4408
EK 115 PS	600 x 400	550 x 174 x 110	18	22604 -
EK 115 PPL				- 22608
EK 14-4 PS	600 x 400	355 x 184 x 80	48	7184 -
EK 14-4 PPL				- 7188



Boxes / containers  
Modular shelving  
Longspan racking  
Pallet racking  
Cantilever racking  
Mezzanines / platforms  
On-line shelving / KDR shelving  
Semi-automated solutions  
Logistics systems  
Appendix

# QX range – Quality plus X

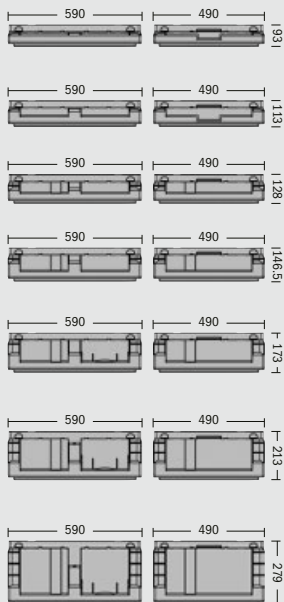
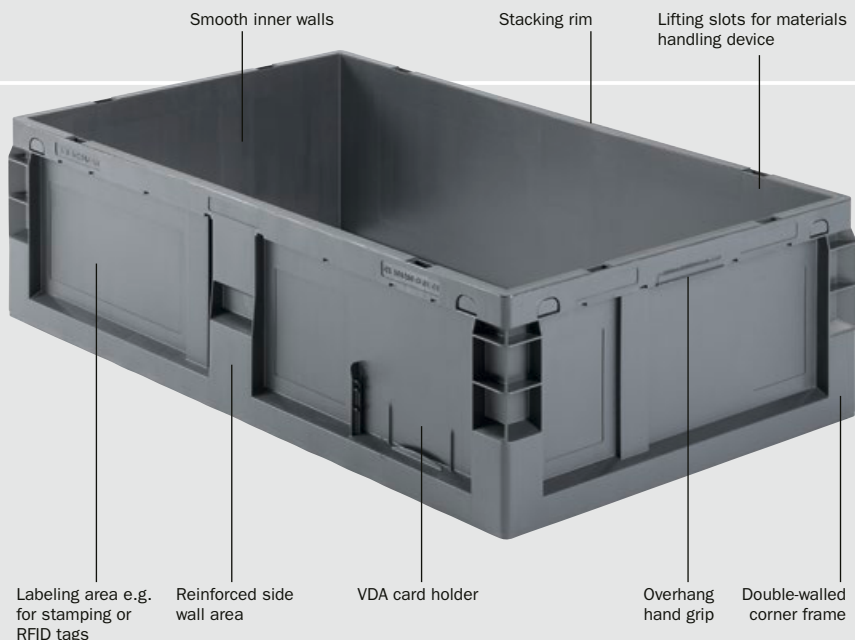
## QX range

When developing the QX family, SSI SCHAEFER's engineers moved away from the traditional container design with numerous ribs. We have succeeded in combining the best elements of recent product developments to create a state-of-the-art container.

Hollow-wall technology is used to make the container exceptionally sturdy. The variant with a vibration-welded base (VS) is capable of handling content loads of up to 70 kg. Naturally, the container is also suitable for conveyor systems and automatic handling systems.

Optionally, the QX can be produced with notches for fixing of vacuum-formed inserts or other component fittings. Standard containers have smooth inner walls. This is an advantage for on-board networks because nothing can jam. The smooth inner walls are also easy to keep clean.

However, the absolute highlight of this product is the innovative stacking rim. It is designed to completely prevent coarse dust and spray water (as per class IP 44) from entering the container.



## QX container – base dimensions 600 x 500 mm

Item	Internal dimensions (base) L x W x H (mm)	Usable internal height when stacked (mm)	Volume (liters)	Base	Order No.
<b>QX 65094 GL01 PP</b>	546 x 446 x 87	67.8	20.7	<b>GL</b>	<b>1123676</b>
<b>QX 65094 VS01 PP</b>	546 x 446 x 71	51.0	17.2	<b>VS</b>	<b>1123680</b>
<b>QX 65114 GL01 PP</b>	546 x 446 x 107	87.8	25.5	<b>GL</b>	<b>56920</b>
<b>QX 65114 VS01 PP</b>	546 x 446 x 91	71.0	22.1	<b>VS</b>	<b>1123682</b>
<b>QX 65128 GL01 PP</b>	546 x 446 x 121	101.8	28.8	<b>GL</b>	<b>1123678</b>
<b>QX 65128 VS01 PP</b>	546 x 446 x 105	85.0	25.5	<b>VS</b>	<b>1123684</b>
<b>QX 65147 GL01 PP</b>	535 x 435 x 140.5	121.5	32.6	<b>GL</b>	<b>56950</b>
<b>QX 65147 VS01 PP</b>	544 x 444 x 124.5	104.5	30.0	<b>VS</b>	<b>56970</b>
<b>QX 65174 GL01 PP</b>	535 x 435 x 167	148.0	38.9	<b>GL</b>	<b>56980</b>
<b>QX 65174 VS01 PP</b>	544 x 444 x 151	131.0	36.5	<b>VS</b>	<b>57000</b>
<b>QX 65213 GL01 PP</b>	535 x 435 x 207	188.0	48.2	<b>GL</b>	<b>57010</b>
<b>QX 65213 VS01 PP</b>	544 x 444 x 191	170.5	46.1	<b>VS</b>	<b>57030</b>
<b>QX 65280 GL01 PP</b>	535 x 435 x 273	254.0	63.5	<b>GL</b>	<b>57040</b>
<b>QX 65280 VS01 PP</b>	544 x 444 x 257	237.0	62.1	<b>VS</b>	<b>57060</b>

**GL** Smooth base (max. content load 20 kg)

**VS** Vibration-welded base (max. content load 70 kg)



## Pallet covers and lids

Other colors and sizes available on request.

Item	L x W (mm)		Order No.
<b>QX-D 65</b>	600 x 500	Lid	<b>1200458</b>
<b>QX-D 106</b>	1,000 x 600	Lid	<b>1200121</b>
<b>QX-D 106-1</b>	1,000 x 600	Slip-on lid	<b>5810003</b>
<b>QX-A 1210</b>	1,200 x 1,000	Pallet cover	<b>5810005</b>

**Order No.** = on stock

**Order No.** = not on stock

# QX range


BLACK

GRAY

Additional colors available on request



- ▶ **Polypropylene**  
resistant to most oils, acidic and alkaline solutions, sound insulation effect when used on conveying sections, when used properly dimensionally stable from -20° to +100°C
- ▶ **Keeps its shape and robust**
- ▶ **Reinforced base**  
for reliable and safe storage using ASPW systems
- ▶ **Double-walled corner frame design**  
for high torsion resistance with high stacking loads
- ▶ **Lifting slots**  
for automated handling
- ▶ **Overhand hand grips**  
at both short sides
- ▶ **Innovative rim designed for water run-off**  
for protection against water and foreign bodies (Ø > 1 mm) to IP 44
- ▶ **Optional drainage holes in the base**  
as per the VDS directive for HHS3 classification
- ▶ **Conductive models**  
available on request



QX containers with optional notches



Smooth standard base GL01 (max. content load 20 kg)

Reinforced base with vibration-welded plate VS01 (max. content load 70 kg)

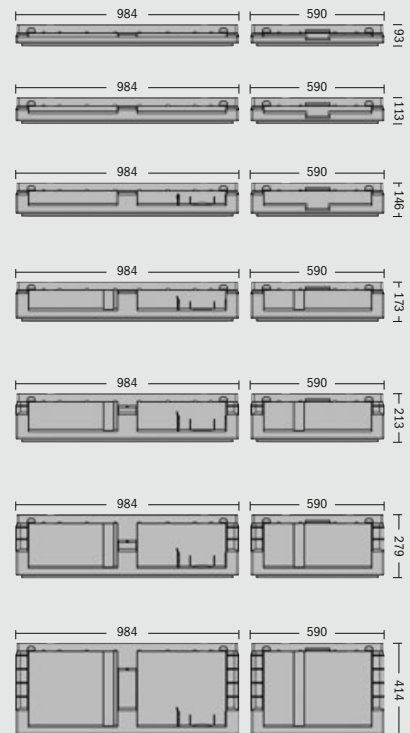


Matching plastic pallets

on request

### QX container – base dimensions 1,000 x 600 mm

Item	Internal dimensions (base) L x W x H (mm)	Usable internal height when stacked (mm)	Volume (liters)	Base	Order No.
QX 106094 GL01 PP	929 x 535 x 86	67.0	44.0	GL	57810
QX 106094 VS01 PP	938 x 544 x 70	50.0	36.0	VS	57830
QX 106114 GL01 PP	929 x 535 x 106	87.0	54.0	GL	57780
QX 106114 VS01 PP	938 x 544 x 91	71.0	46.0	VS	57800
QX 106147 GL01 PP	929 x 535 x 139	120.0	71.2	GL	57750
QX 106147 VS01 PP	938 x 544 x 124	104.0	63.5	VS	57770
QX 106174 GL01 PP	929 x 535 x 167	148.0	83.0	GL	57070
QX 106174 VS01 PP	938 x 544 x 151	131.0	77.1	VS	57090
QX 106213 GL01 PP	929 x 535 x 207	188.0	102.9	GL	56860
QX 106213 VS01 PP	938 x 544 x 191	170.5	97.5	VS	57110
QX 106280 GL01 PP	929 x 535 x 273	254.0	135.7	GL	57120
QX 106280 VS01 PP	938 x 544 x 257	237.0	131.1	VS	57140
QX 106415 GL01 PP	929 x 535 x 408	389.0	202.8	GL	57150
QX 106415 VS01 PP	938 x 544 x 392	372.0	200.0	VS	56710



GL Smooth base (max. content load 20 kg)

VS Vibration-welded base (max. content load 70 kg)

Boxes / containers

Modular shelving

Longspan racking

Pallet racking

Cantilever racking

Mezzanines / platforms

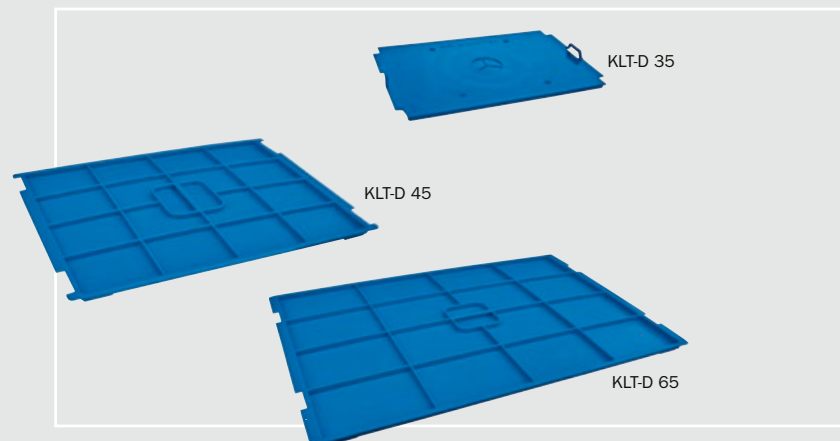
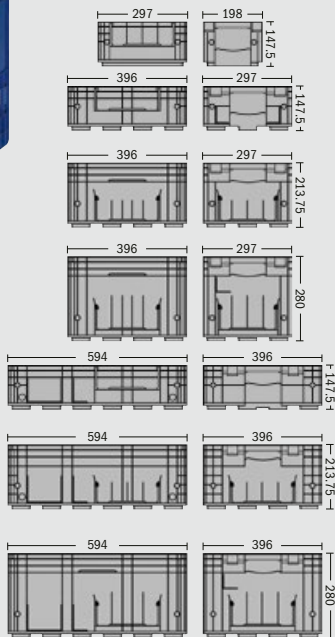

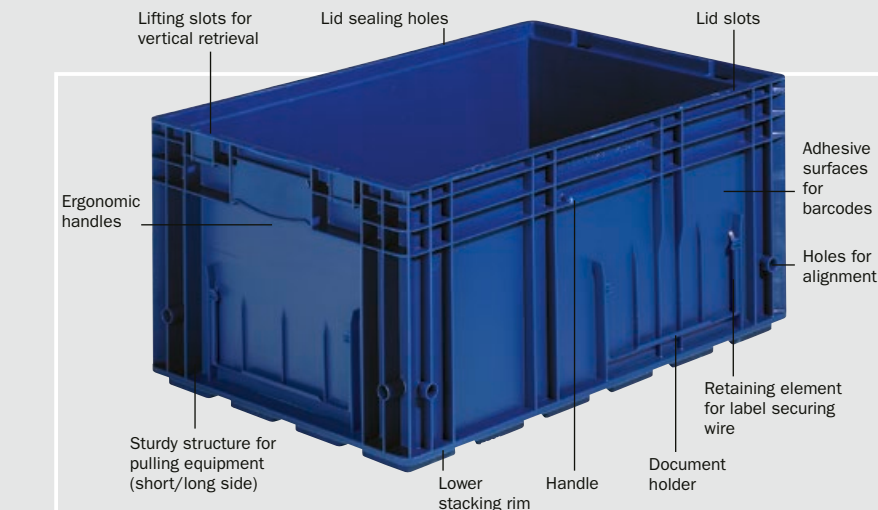
On-line shelving / KDR shelving

Semi-automated solutions

Logistics systems

Appendix

# R-KLT range to VDA 4500



**i** RAL 5003

- **Polypropylene**  
resistant to most oils, acidic and alkaline solutions, sound insulation effect when used on conveying sections, when used properly dimensionally stable from -20° to +100°C
- **Keeps its shape and robust**
- **Fully recyclable**
- **Ergonomic handles**
- **Lifting slots**  
for automated handling
- **Optimized usable volume**
- **Smooth interior walls**  
for easy cleaning
- **Compatible**  
with all Euro dimension containers and KLT models
- **VDA standard 4500**

### R-KLT containers with composite base

Item	Internal dimensions of the base L x W x Usable H (mm)	Volume (liters)	Order No.
R-KLT 3215	243 x 162 x 129.5	5.3	20704
R-KLT 4315	346 x 265 x 109.5	10.1	20714
R-KLT 4322	346 x 265 x 176.1	16.2	79384
R-KLT 4329	346 x 265 x 242.3	22.3	20724
R-KLT 6415	544 x 364 x 109.5	21.8	20794
R-KLT 6422	544 x 364 x 175.8	34.9	79414
R-KLT 6429	544 x 364 x 242.0	48.1	20734

**i** **On-line shelving**  
from page **G1**

**Lid**

As per VDA recommendation 4500. Compatible with the range RL-KLT. Dustproof closing. Containers can also be stacked safely with a lid. Material: polypropylene. Color: blue (RAL 5005).

Item	for containers L x W (mm)	Order No.
KLT-D 35	297 x 198	20854
KLT-D 45	396 x 297	20834
KLT-D 65	594 x 396	20844

Order No. = on stock

PPL BLACK


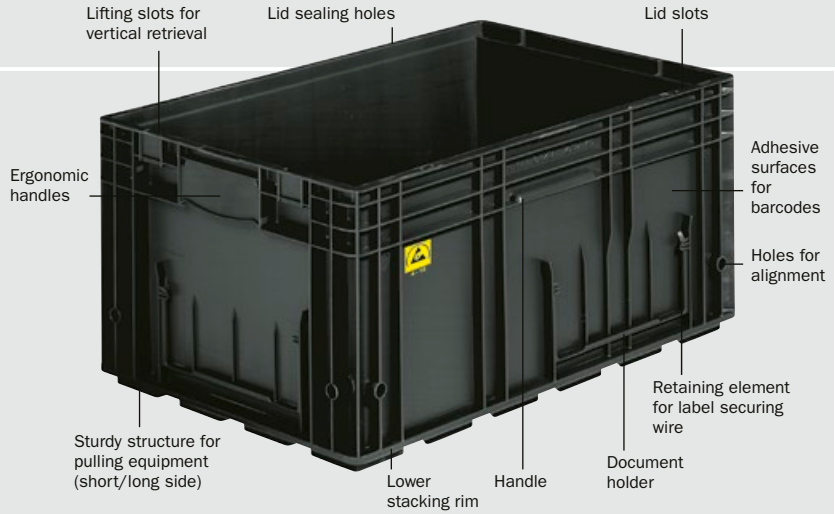


- ▶ **Polypropylene**  
resistant to most oils, acidic and alkaline solutions, sound insulation effect when used on conveying sections, when used properly dimensionally stable from -20° to +100°C
- ▶ **Keeps its shape and robust**
- ▶ **Fully recyclable**
- ▶ **Ergonomic handles**
- ▶ **Ergonomic handles**
- ▶ **Lifting slots**  
for automated handling
- ▶ **Optimized usable volume**
- ▶ **Smooth interior walls**  
for easy cleaning
- ▶ **Compatible**  
with all Euro dimension containers and KLT models
- ▶ **VDA standard 4504 / 4 - 10**

▶ **Electrostatic discharge polypropylene (PPL)**

Specific contact resistance	normal PE/PP 10 <sup>18</sup> Ohm x cm <	<b>PPL</b> ≥ 1 x 10 <sup>4</sup> x ≤ 1 x 10 <sup>10</sup> Ohm
Specific surface resistance	10 <sup>14</sup> Ohm	≥ 1 x 10 <sup>4</sup> x ≤ 1 x 10 <sup>10</sup> Ohm

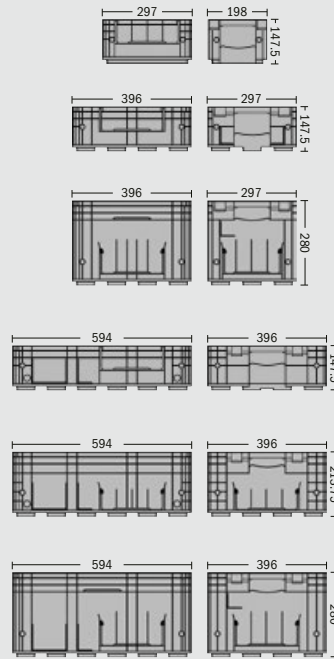
# R-KLT range to VDA 4504 – electrostatic discharge



Robust composite base

**R-KLT containers – electrostatic discharge**

Item	Internal dimensions of the base L x W x Usable H (mm)	Volume (liters)	Order No.
KLT 3115 ESD	243 x 162 x 129.5	5.3	20888
R-KLT 4115 ESD	346 x 265 x 109.5	10.1	20718
R-KLT 4129 ESD	346 x 265 x 242.3	22.3	20728
R-KLT 6115 ESD	544 x 364 x 109.5	21.8	20798
R-KLT 6122 ESD	544 x 364 x 175.8	34.9	79418
R-KLT 6129 ESD	544 x 364 x 242.0	48.1	20738



**Lid**

As per VDA recommendation 4504. Compatible with the range RL-KLT. Dustproof closing. Containers can also be stacked safely with a lid. Material: polypropylene, electrostatic discharge. Color: black.

Item	for containers L x W (mm)	Order No.
KLT-D 31 ESD	297 x 198	20838
KLT-D 41 ESD	396 x 297	20848
KLT-D 61 ESD	594 x 396	20858



Boxes / containers

Modular shelving

Longspan racking

Pallet racking

Cantilever racking

Mezzanines / platforms


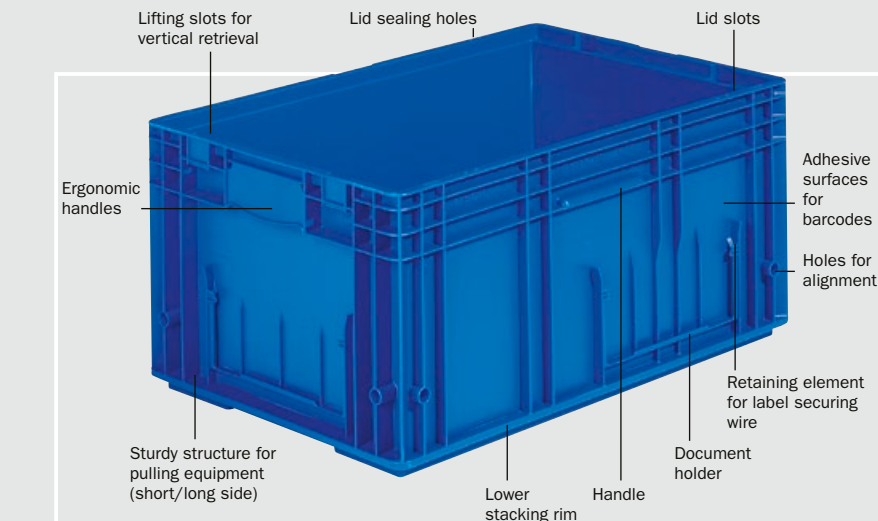
On-line shelving / KDR shelving

Semi-automated solutions

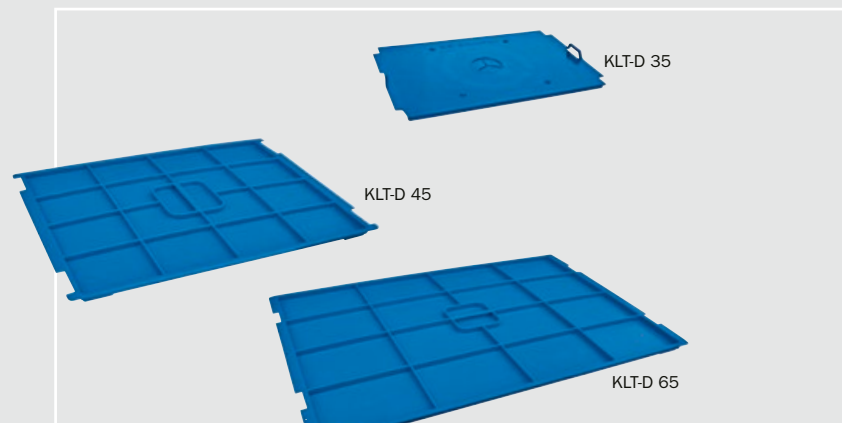
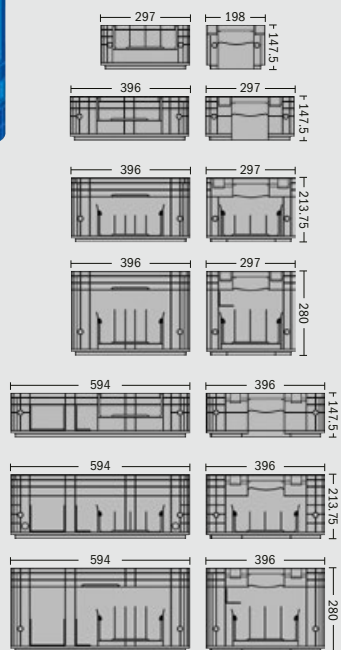
Logistics systems

Appendix

# RL-KLT range to VDA 4500



Smooth base



**RAL 5005**

- **Polypropylene**  
resistant to most oils, acidic and alkaline solutions, sound insulation effect when used on conveying sections, when used properly dimensionally stable from -20° to +100°C
- **Keeps its shape and robust**
- **Fully recyclable**
- **Ergonomic handles**
- **Lifting slots**  
for automated handling
- **Optimized usable volume**
- **Smooth interior walls**  
for easy cleaning
- **Compatible**  
with all Euro dimension containers and KLT models
- **Optional drain holes in the base**  
as per the VDS directive for HHS3 classification (with the exception of RL-KLT 3147)
- **VDA standard 4500**

## RL-KLT containers with smooth base

Item	Internal dimensions of the base L x W x Usable H (mm)	Volume (liters)	Order No.
RL-KLT 3147	243 x 162 x 129.5	5.3	20744
RL-KLT 4147	345 x 260 x 129.5	11.8	20754
RL-KLT 4213	345 x 260 x 196.1	17.9	79374
RL-KLT 4280	345 x 260 x 262.3	24.2	20764
RL-KLT 6147	544 x 359 x 129.5	25.7	20784
RL-KLT 6213	544 x 359 x 195.8	38.9	79404
RL-KLT 6280	544 x 359 x 262.0	52.1	20774

## On-line shelving

from page G1

### Lid

As per VDA recommendation 4500.  
Compatible with the range RL-KLT.  
Dustproof closing. Containers can also be stacked safely with a lid. Material: polypropylene. Color: blue (RAL 5005).

Item	for containers L x W (mm)	Order No.
KLT-D 35	297 x 198	20854
KLT-D 45	396 x 297	20834
KLT-D 65	594 x 396	20844

Order No. = on stock

PPL BLACK

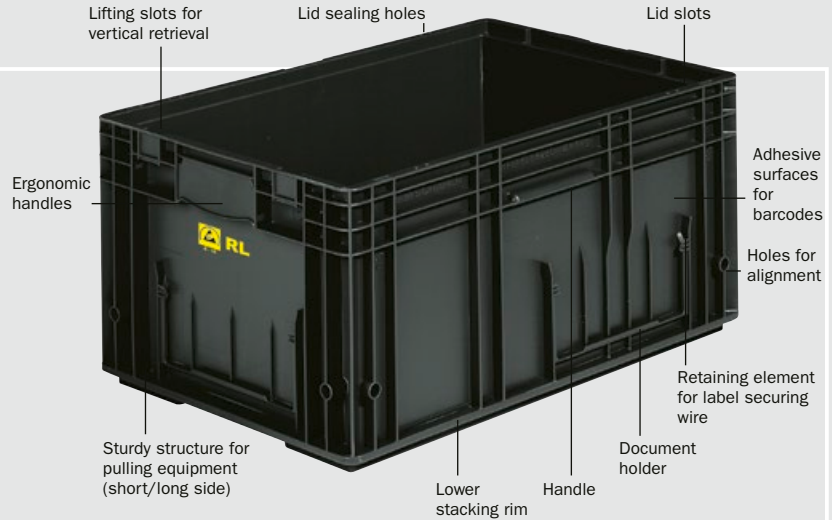


- **Polypropylene**  
resistant to most oils, acidic and alkaline solutions, sound insulation effect when used on conveying sections, when used properly dimensionally stable from -20° to +100°C
- **Keeps its shape and robust**
- **Fully recyclable**
- **Ergonomic handles**
- **Lifting slots**  
for automated handling
- **Optimized usable volume**
- **Smooth interior walls**  
for easy cleaning
- **Compatible**  
with all Euro dimension containers and KLT models
- **Optional drain holes in the base**  
as per the VDS directive for HHS 3 classification (with the exception of KLT 3115 ESD)

► **Electrostatic discharge polypropylene (PPL)**

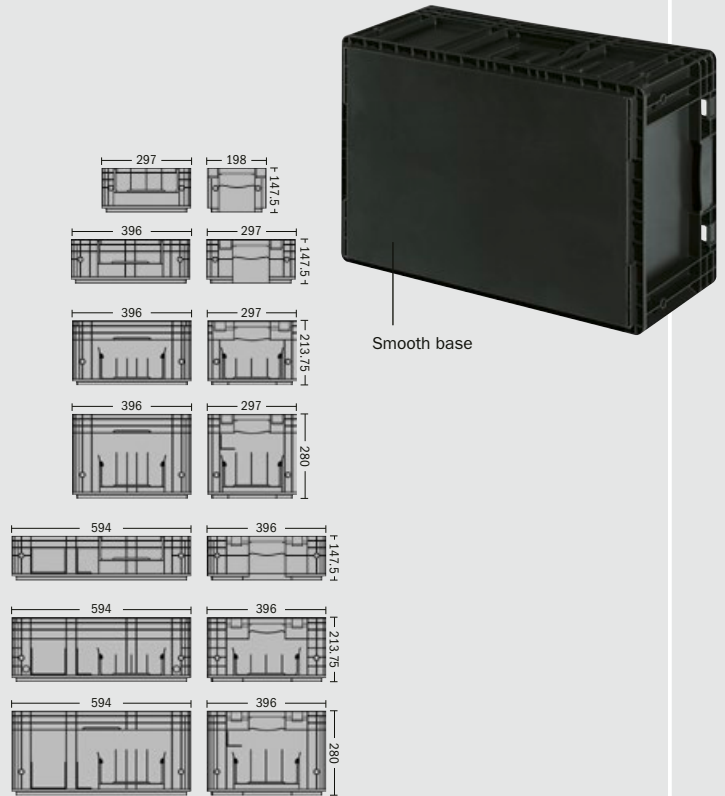
Specific contact resistance	normal PE/PP 10 <sup>18</sup> Ohm x cm <	<b>PPL</b> ≥ 1 x 10 <sup>4</sup> x ≤ 1 x 10 <sup>10</sup> Ohm
Specific surface resistance	10 <sup>14</sup> Ohm	≥ 1 x 10 <sup>4</sup> x ≤ 1 x 10 <sup>10</sup> Ohm

# RL-KLT range to VDA 4504 – electrostatic discharge



**RL-KLT containers – electrostatic discharge**

Item	Internal dimensions of the base L x W x Usable H (mm)	Volume (liters)	Order No.
KLT 3115 ESD	243 x 162 x 129.5	5.3	20888
RL-KLT 4047 ESD	345 x 260 x 129.5	11.8	20898
RL-KLT 4013 ESD	345 x 260 x 196.1	17.9	1123608
RL-KLT 4080 ESD	345 x 260 x 262.3	24.2	20908
RL-KLT 6047 ESD	544 x 359 x 129.5	25.7	20868
RL-KLT 6013 ESD	544 x 359 x 195.8	38.9	1123618
RL-KLT 6080 ESD	544 x 359 x 262.0	52.1	20878



**Lid**

As per VDA recommendation 4504.  
Compatible with the range RL-KLT.  
Dustproof closing. Containers can also be stacked safely with a lid. Material: polypropylene, electrostatic discharge. Color: black.

Item	for containers L x W (mm)	Order No.
KLT-D 31 ESD	297 x 198	20838
KLT-D 41 ESD	396 x 297	20848
KLT-D 61 ESD	594 x 396	20858



Boxes / containers

Modular shelving

Longspan racking

Pallet racking

Cantilever racking

Mezzanines / platforms

On-line shelving / KDR shelving

Semi-automated solutions

Logistics systems


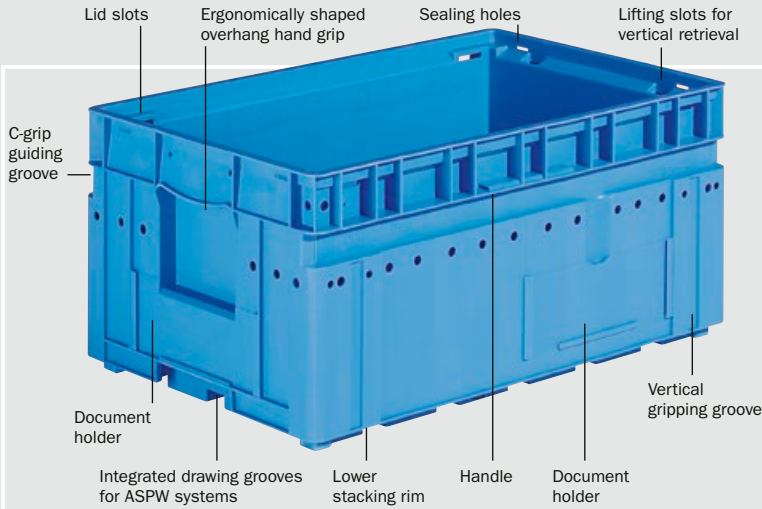
Appendix



RAL 5012



# C-KLT range to VDA 4500



Robust composite base




- ▶ **Polypropylene**  
resistant to most oils, acidic and alkaline solutions, sound insulation effect when used on conveying sections, when used properly dimensionally stable from -20° to +100°C
- ▶ **Keeps its shape and robust**
- ▶ **Fully recyclable**
- ▶ **Smooth interior walls**  
for easy cleaning
- ▶ **Manual and automatic handling**
- ▶ **Secure stand and interlocking stacking**  
due to base ripping with stacking feet
- ▶ **Usable in ASPW systems**  
due to drawing grooves on the short and sides
- ▶ **Horizontal and vertical gripping**  
using the KLT grooves and lifting slots
- ▶ **Gripping/clamping technology on the long side**  
due to two vertical grooves
- ▶ **Automated parts removal**  
and transfer to empty stack
- ▶ **Hazardous goods container**  
available with UN labeling
- ▶ **VDA standard 4500**

## C-KLT containers with composite base

Item	Int. dimensions of base L x W x Usable H (mm)	Volume (liters)	Filling weight max. (kg)	Stacking load max. (kg)*	Order No.
C-KLT 3214	260 x 136 x 129.9	4.7	30	400	15764
C-KLT 4314	334 x 247 x 105.5	8.7	50	600	15774
C-KLT 4321	334 x 247 x 171.8	14.2	50	600	1604
C-KLT 4328	334 x 247 x 238.0	19.6	50	600	15784
C-KLT 6414	532 x 346 x 100.5	18.5	50	600	15804
C-KLT 6417	532 x 346 x 127.0	23.4	50	600	1614
C-KLT 6421	532 x 346 x 166.8	30.7	50	600	1624
C-KLT 6428	532 x 346 x 233.0	42.9	50	600	15794

\* Distributed over the area




### Lid

Sealable, dustproof closing.. Containers with lid, stackable, immersion depth 15 mm.

Material: polypropylene, color: blue (RAL 5012).

Item	for containers L x W (mm)	Order No.
C-KLT-D 32	297 x 198	16514
C-KLT-D 43	396 x 297	16414
C-KLT-D 64	594 x 396	16424



### Layer separator

With rounded handles, protects sensitive stacked parts.

Material: polypropylene, color: blue (RAL 5012).

Item	Dimensions L x W x H (mm)	Order No.
ZL 43	329.0 x 243.0 x 3	39684
ZL 64	526.5 x 341.5 x 3	39694

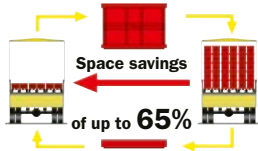
Order No. = on stock



RAL 5012



- ▶ **Folding KLT**  
folding dimension: 94.5 mm, stacked 79.5 mm,  
filling weight: 20 kg
- ▶ **Durable**  
due to sturdy container design
- ▶ **Fully compatible with all KLT boxes,**  
especially suitable for use in the automotive  
industry
- ▶ **VDA standard 4500**
- ▶ **Volume reduction**  
of up to 65% for return transport

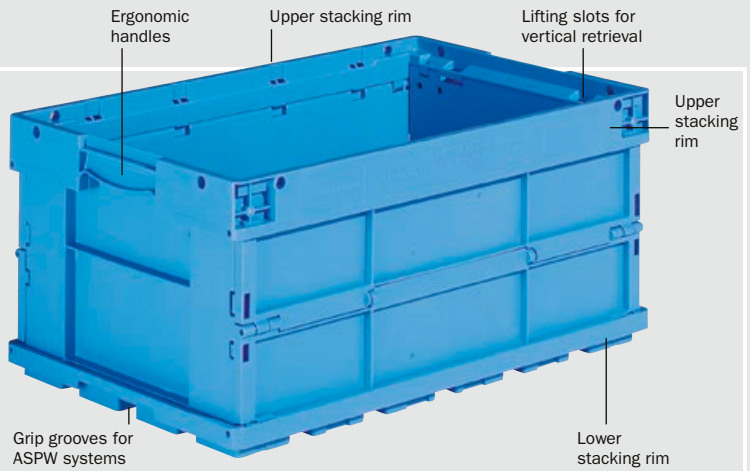


▶ **Conductive polypropylene (PPL)**

PPL BLACK




Specific contact resistance	normal PE/PP 10 <sup>18</sup> Ohm x cm <	<b>PPL</b> 10 <sup>3</sup> Ohm x cm
Specific surface resistance	10 <sup>14</sup> Ohm	<b>10<sup>4</sup> Ohm</b>

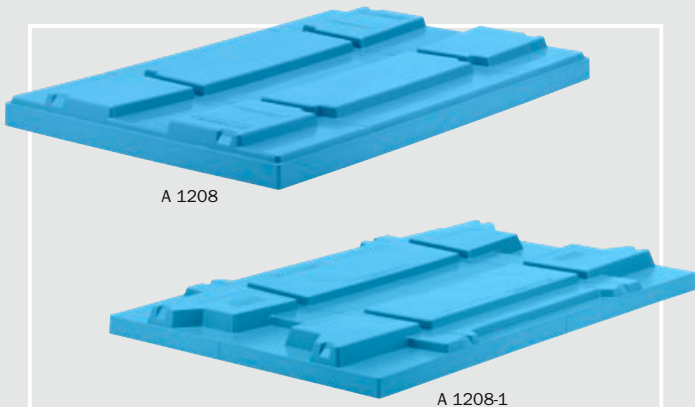


**Folding KLT as per VDA 4500 composite base**

Item	Internal dimensions of the base L x W x Usable H (mm)	Volume (liters)	Order No.
F-KLT 6410	534 x 357 x 237.4	46.0	<b>2204</b>



Robust composite base



**Pallet covers**

For covering entire stacks of containers on a euro pallet. Designed for banding. Suitable for all KLT containers.  
Other colors and sizes available on request.

Item	for pallets L x W (mm)	Order No.
A 1208	1,200 x 800	<b>39704</b> –
A 1208-1	1,200 x 800	<b>35614</b> –
A 1208-1 ESD	1,200 x 800	– <b>35718</b>

Order No. = not on stock

**Additional container versions and ranges**

on request

Boxes / containers

Modular shelving

Longspan racking

Pallet racking

Cantilever racking

Mezzanines / platforms

On-line shelving / KDR shelving

Semi-automated solutions

Logistics systems

Appendix


## ECOftech folding boxes for industrial applications

SSI SCHAEFER developed the ECOftech folding box with and without access openings for industrial applications. Equipped with an active locking mechanism and ergonomically shaped handles, this folding box generation can be followed up quickly and safely without any fixed order, which reduces volume by approximately 80%.

ECOftech is designed for all ASPW applications and conveyor systems and is also suitable for full automation. With a payload of approximately 35 kg and a usable internal volume of 55 liters, the folding box has numerous applications for the industrial, commercial and service sectors.

The container variant with two-sided access opening and sliding mechanism enables especially rapid and safe access to the products. The large access opening on the short sides not only increases order picking performance but also enables articles to be removed easily when the container is stacked.

The ECOftech ECT folding box bears the "Product of the Year 2011" seal of quality. The innovative containers prevailed over the competition, taking first place in the storage and transport systems category in the best plastic product competition organized by the Pro-K association.





BLUE GRAY




Additional colors available on request



- ▶ **Polypropylene**  
resistant to most oils, acidic and alkaline solutions, sound insulation effect when used on conveying sections, when used properly dimensionally stable from -20° to +100°C
- ▶ **Faster folding**  
without fixed folding sequence
- ▶ **Smooth interior walls**  
for easy cleaning
- ▶ **With reinforced base**  
also suitable for ASPW and conveyor systems
- ▶ **Suitable for full automation**
- ▶ **Volume reduced by approx. 80%**
- ▶ **Awarded "Product of the Year 2011"**  
by the Pro-K association in the "Storage and transport systems" category

# EC0tech ECT folding boxes

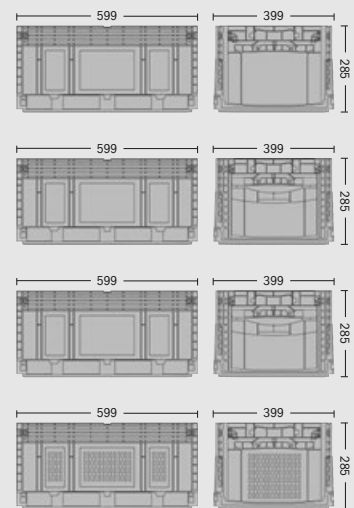


## EC0tech ECT 6285

Polypropylene. With an active locking mechanism and ergonomically shaped handles, alternatively with access opening on one or both sides.

Height collapsed individually: 59 mm  
 Height collapsed in a stack: 49 mm  
 Max. content load: 20 kg  
 Payload approx.: 35.0 kg

Item	Internal dimensions of the base L x W x Usable H (mm)	Access opening W x H (mm)	Volume (liters)	Order No.
<b>ECT 6285 GL</b>	563 x 367 x 272.5 with active locking mechanism	-	55.8	<b>54044 54045</b>
<b>ECT 6285 GL-1SK</b>	563 x 367 x 272.5 with one-sided access opening	254 x 125	55.8	<b>56334 56335</b>
<b>ECT 6285 GL-2SK</b>	563 x 367 x 272.5 with two-sided access opening	254 x 125	55.8	<b>56344 56345</b>
<b>ECT 6285 GT</b>	563 x 367 x 269 with perforated bases and sides	-	55.8	<b>54064 54065</b>




Order No. = on stock



## Other container designs

on request



Boxes / containers

Modular shelving

Longspan racking

Pallet racking

Cantilever racking

Mezzanines / platforms

On-line shelving / KDR shelving

Semi-automated solutions

Logistics systems

Appendix

# FK – the foldable and collapsible containers for warehousing and transportation


The demanding standards of the current packaging regulations require reusable transport containers. These containers are essential to the prevention of packaging waste. Depending on the type of box, folding reduces the container volume by approx. 80% for empty return transport.





All of the folding plastic containers from SSI SCHAEFER are designed

for euro pallet dimensions. The FK containers are distinguished by their large, rigid upper lip. The boxes are very torsion-resistant, which ensures safe stacking, especially when used without a lid.

The collapsible design can be used only with a lid and represents a cost-effective alternative to the folding design when shipping light goods.

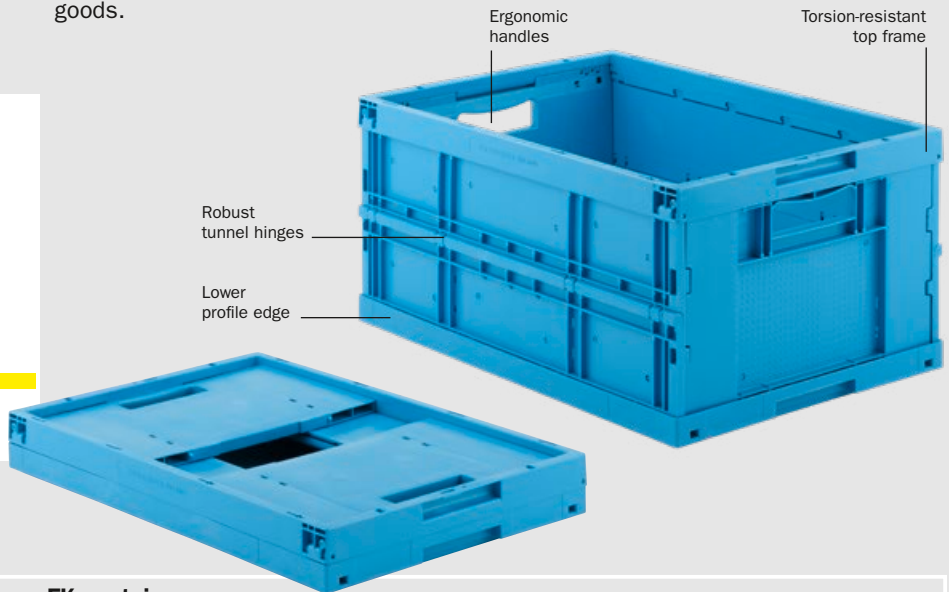
**BLUE** **GRAY**



**Additional colors available on request**


- ▶ **Polypropylene**  
resistant to most oils, acidic and alkaline solutions, sound insulation effect when used on conveying sections, when used properly dimensionally stable from -20° to +100°C
- ▶ **Nominal sizes:**  
600 x 400 mm / 800 x 600 mm
- ▶ **Keeps its shape and robust**
- ▶ **Good handling**  
thanks to ergonomic handle variants
- ▶ **Hinged, divided lid**  
secured with seal
- ▶ **With base ripping**  
also suitable for APSW systems
- ▶ **Volume reduced by approx. 80%**



FK containers					
Item	External dimensions L x W x H (mm)	Volume (liters)	H (mm) folded	H (mm) folded in stack	Order No.
<b>FKE 6285</b>	599 x 399 x 285	57.0	79	69	<b>93684 93685</b>
<b>FK 6300</b>	599 x 399 x 300	58.0	74	67	<b>93384 93385</b>
<b>FKE 6320-2</b>	599 x 399 x 320	65.0	79	69	<b>90404 90405</b>
<b>FK 8320</b>	798 x 598 x 320	126.0	135	123	<b>9264 9265</b>
<b>FK 8450</b>	798 x 598 x 450	180.0	135	123	<b>93364 93365</b>

**Order No.** = on stock    **Order No.** = not on stock

# Accessories for FK containers



**Pallet cover**

Stackable. For covering stacked FK containers. With banding grooves and indentations for stacking dollies. Height when stacked 30 mm. Color: black.

Item	Dimensions L x W x H (mm)	Order No.
ADH 86	814 x 614 x 44	93628



**Roll-Fix**

LTS tray with 4 swivel castors Ø 80 mm. Closed platform made of polypropylene with 15 mm high stacking rim. Suitable for FK containers 600 x 400 mm. Load capacity: 200 kg.

Item	Dimensions L x W x H (mm)	Type	Order No.
RO 460	594 x 396 x 150	with plastic castors	22201 22205
RO 461	594 x 396 x 150	with solid rubber castors	22211 22215



**Dolly**

Dolly with 2 swivel castors and 2 rigid castors Ø 125 mm, ground clearance 115 mm, load capacity up to 450 kg. The dollies can be stacked securely for return transport and storage. Height when stacked 130 mm. The maximum stacking height on the pallet is 1.80 m.

The dolly guarantees easy transport of the FK containers in the order picking zone and within the company. The dolly is suitable for the transportation with forklifts (ground clearance 115 mm).

Item	Dimensions L x W x H (mm)	Order No.
RLP 86	800 x 600 x 200	93608



Boxes / containers

Modular shelving

Longspan racking

Pallet racking

Cantilever racking

Mezzanines / platforms

On-line shelving / KDR shelving

Semi-automated solutions

Logistics systems

Appendix

## Nesting storage and transport – saves space when empty

Nesting storage and transport containers offer economic solutions and diverse applications for reusable transport logistics and order picking.

The three basic options for reducing the volume of containers with rigid outer walls are:

- ▶ Tapered containers with bail arms – stackable either in or on top of each other using 180° lockable bail arms (see KMB with bail arms).
- ▶ Stack and nest containers can be stacked with and without a lid. If they are empty they can be stacked inside each other by rotating them 180°.
- ▶ Tapered containers can only be stacked on top of each other with a lid. When empty, they can be stacked inside each other without a lid.



# KMB – tapered multi-purpose containers

BLUE



Additional colors  
available on request



- ▶ **Polypropylene**  
resistant to most acidic and alkaline solutions, when used properly dimensionally stable from -20° to +90°C, raw material classified as food-safe
- ▶ **Space savings**  
75% space savings when empty
- ▶ **Sturdy bail arm**  
made of fiberglass reinforced material, each bail arm can be replaced individually
- ▶ **High operating safety**  
easy handling due to locking function and user-friendly bail arms
- ▶ **Perfect fit**  
The bail arms fit perfectly when folded in and out
- ▶ **Automated unstacking**  
on the long and short sides
- ▶ **Ergonomic**  
due to hand-shaped handles
- ▶ **Low noise when used on conveying sections**
- ▶ **Good grip**  
on belt conveyors due to rough base
- ▶ **No restriction of the usable volume**

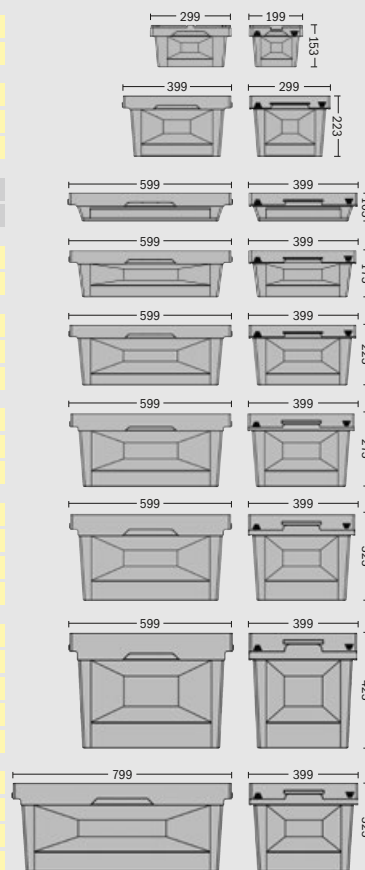


Stacking using bail arms



## KMB – stack and nest multi-use containers with bail arms

Item	Internal dim. of the base L x W x Usable H (mm)	External dim. with anti-lifting device L x W (mm)	External dim. of the base L x W (mm)	Incl. the following accessories	Volume (liters)	Order No.
KS 3153	242 x 150 x 150	–	245 x 153		6.3	<b>16474</b>
KMB-B 422	315 x 235 x 218	407 x 299	320 x 240	2 bail arms KMB-B 300	18.0	<b>75524</b>
KMB-B 610	500 x 330 x 98	607 x 399	505 x 335	2 bail arms KMB-B 400	18.0	<b>79334</b>
KMB-B 617	500 x 330 x 168	607 x 399	505 x 335	2 bail arms KMB-B 400	29.0	<b>75374</b>
KMB-B 622	500 x 330 x 208	607 x 399	505 x 335	2 bail arms KMB-B 400	38.0	<b>75554</b>
KMB-B 627	500 x 330 x 268	607 x 399	505 x 335	2 bail arms KMB-B 400	47.0	<b>75434</b>
KMB-B 632	500 x 330 x 318	607 x 399	505 x 335	2 bail arms KMB-B 400	58.0	<b>75614</b>
KMB-B 642	500 x 330 x 418	607 x 399	505 x 335	2 bail arms KMB-B 400	74.0	<b>75934</b>
KMB-B 832	700 x 330 x 318	807 x 399	705 x 335	2 bail arms KMB-B 400	76.0	<b>75674</b>



Bail arm folded for empty stacking



Bail arms folded in for stacking



Retaining mechanism of the bail arm

Order No. = on stock

Order No. = not on stock

Boxes /  
containers

Modular  
shelving

Longspan  
racking

Pallet  
racking

Cantilever  
racking

Mezzanines /  
platforms

On-line shelving /  
KDR shelving

Semi-automated  
solutions

Logistics  
systems

Appendix

**BLUE**

Additional colors available on request

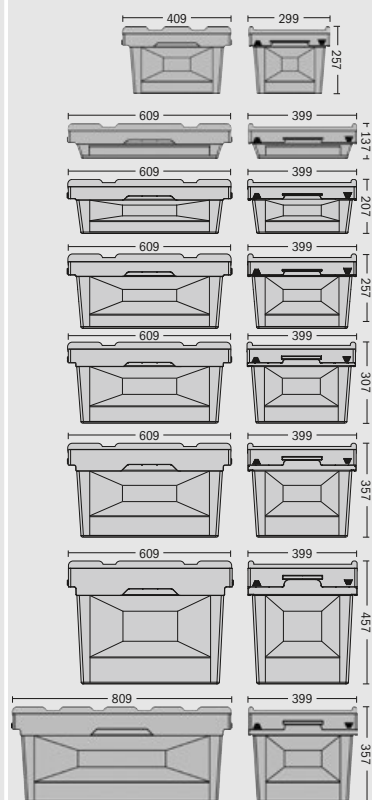
# KMB with two-piece hinged lid



Stacking with hinged lid

- In addition,**  
to the KMB advantages (see page A45)
- ▶ **Stackable when closed**  
with various nominal sizes and heights
  - ▶ **Optimally protects the stored goods**  
against soiling
  - ▶ **High access security**  
due to crimp sealing
  - ▶ **Additional securing**  
using banding grooves
  - ▶ **Large volume reduction**  
when empty due to the closely fitting lid
  - ▶ **Every lid can be replaced individually**  
due to the hinge system

## KMB – stack and nest multi-use containers with hinged lid



Item	Internal dim. of the base L x W x Usable H (mm)	External dim. with anti-lifting device L x W (mm)	External dim. of the base L x W (mm)	Incl. the following accessories	Volume (liters)	Order No.
<b>KMB-DH 422</b>	315 x 235 x 213	409 x 299	320 x 240	1x KMB-DH 43, 4x KMB-DS*	18.0	<b>75534</b>
<b>KMB-DH 610</b>	500 x 330 x 92	609 x 399	505 x 335	1x KMB-DH 64, 6x KMB-DS*	18.0	<b>79344</b>
<b>KMB-DH 617</b>	500 x 330 x 162	609 x 399	505 x 335	1x KMB-DH 64, 6x KMB-DS*	29.0	<b>75384</b>
<b>KMB-DH 622</b>	500 x 330 x 212	609 x 399	505 x 335	1x KMB-DH 64, 6x KMB-DS*	38.0	<b>75564</b>
<b>KMB-DH 627</b>	500 x 330 x 262	609 x 399	505 x 335	1x KMB-DH 64, 6x KMB-DS*	47.0	<b>75444</b>
<b>KMB-DH 632</b>	500 x 330 x 312	609 x 399	505 x 335	1x KMB-DH 64, 6x KMB-DS*	58.0	<b>75624</b>
<b>KMB-DH 642</b>	500 x 330 x 412	609 x 399	505 x 335	1x KMB-DH 64, 6x KMB-DS*	74.0	<b>75944</b>
<b>KMB-DH 832</b>	700 x 330 x 311	809 x 399	705 x 335	1x KMB-DH 84, 10x KMB-DS*	76.0	<b>75684</b>

\* Hinged lid KMB-DH and hinges KMB-DS



Crimp sealing option



Lid folds outwards closely

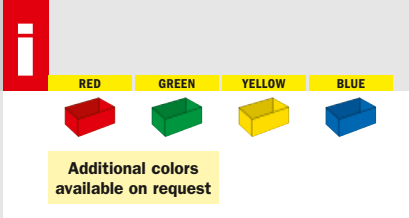


Banding grooves

**Order No. = on stock**

**Order No. = not on stock**





## Accessories for KMB

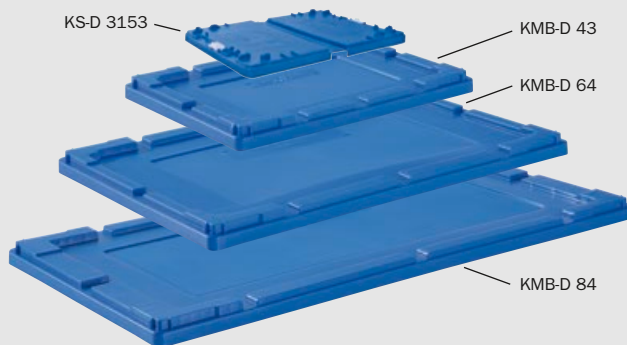
### Slip-on lid

For the KMB-B range.

Lids completely encase the container and also include a banding option along with a sealing opening. The containers remain stackable even with a lid. Loose lids can be stacked together to save space.

The roughened center area simplifies label handling.

Material: Polypropylene.



Item	for nominal size L x W (mm)	Type	Order No.
<b>KS-D 3153</b>	300 x 200	with living hinge and snap-lock fastener, foldable	<b>16484</b>
<b>KMB-D 43</b>	400 x 300		<b>75344</b>
<b>KMB-D 64</b>	600 x 400		<b>75354</b>
<b>KMB-D 84</b>	800 x 400		<b>75334</b>

## KS tapered stack and nest containers

### KS 18

Polypropylene, with label holders 100 x 60 mm on both sides in the lip for coding and labeling, smooth inner walls.

External dimensions top/bottom: L 775/655 x W 535/415 x H 310 mm

Item	Interior dimensions top/bottom L x W x H (mm)	Volume (liters)	Order No.
<b>KS 18</b>	720/640 x 480/400 x 307	90.0	<b>15171 15172 15173 15174</b>

### Lid for KS 18

Item	Type	Order No.
<b>KS-D 18</b>	with banding grooves	<b>15291 15292 15293 15294</b>



**i** Additional container versions and ranges  
on request

Boxes /  
containers

Modular  
shelving

Longspan  
racking

Pallet  
racking

Cantilever  
racking

Mezzanines /  
platforms

On-line shelving /  
KDR shelving

Semi-automated  
solutions

Logistics  
systems

Appendix

## Sheet steel boxes and containers

SSI SCHAEFER's sheet steel boxes and containers combine sturdiness, quality and economy. The extremely robust container systems are highly resistant to mechanical loads.

As a consequence, heavy goods such as solid materials, cast or forged parts can be transported, stored and picked safely and efficiently.

Whether for production preparation, the warehouse, shipping companies, order-picking or transport, sheet steel boxes and sheet steel containers can always fulfill the most demanding standards.





Boxes / containers

Modular shelving

Longspan racking

Pallet racking

Cantilever racking

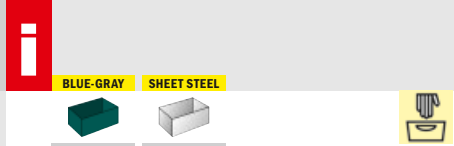
Mezzanines / platforms

On-line shelving / KDR shelving

Semi-automated solutions

Logistics systems

Appendix





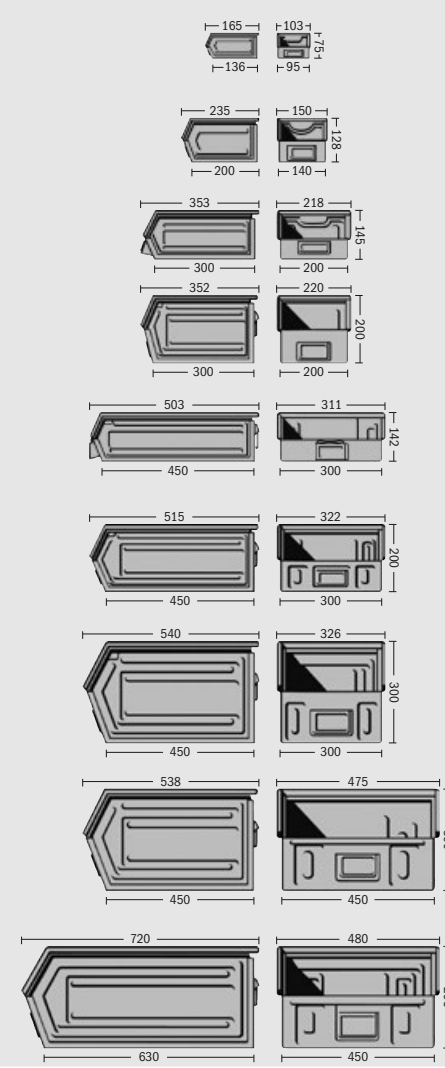
# Semi-open front storage containers – 14/7 range made of sheet steel



- ▶ **Sheet steel**  
for high mechanical loads, painted blue-gray or immersion galvanized
- ▶ **High stacking loads**
- ▶ **Stackable**  
with LF series made of plastic, 14/6 range made of plastic and steel
- ▶ **Very sturdy**  
due to the rolled stacking rim

## Sheet steel semi-open front storage containers – 14/7 range


Item	Nominal dimensions L x W x H (mm)	Max. load (kg)		Volume (liters)	Order No.	
		Single	Stacked			
14/7-5 I	165/136 x 95 x 75	2.5	25	0.9	6930	–
14/7-5 v					–	6940
14/7-4 I	235/200 x 140 x 128	8	120	3.5	6890	–
14/7-4 v					–	6900
14/7-3 Z I	353/300 x 200 x 145	60	600	8.0	6850	–
14/7-3 Z v					–	6860
14/7-3 I	352/300 x 200 x 200	60	1,000	11.5	6810	–
14/7-3 v					–	6820
14/7-2 H I	503/450 x 300 x 142	80	600	17.0	6770	–
14/7-2 H v					–	6780
14/7-2 I	515/450 x 300 x 200	120	1,200	26.0	6720	–
14/7-2 v					–	6730
14/7-2 Z I	540/450 x 300 x 300	150	1,500	41.0	6690	–
14/7-2 Z v					–	6700
14/7-1 Z I	538/450 x 450 x 300	150	1,500	60.0	6670	–
14/7-1 Z v					–	6680
14/7-1 I	720/630 x 450 x 295	180	2,500	83.0	6650	–
14/7-1 v					–	6660



Order No. = on stock

Order No. = not on stock

# Accessories for 14/7 range made of sheet steel



For 14/7-3 Z  
and 14/7-3



For 14/7-2



For 14/7-1



## Dividers

Galvanized sheet steel for lengthwise partitioning of the containers.

Item	for containers	PU	Order No.
ZW-3-B	14/7-3	1 divider and 1 pair of slotted strips	7050
ZW-2-B	14/7-2	1 divider and 1 pair of slotted strips	7040
ZW-1-B	14/7-1	1 divider and 1 pair of slotted strips	7030

Boxes /  
containers

Modular  
shelving

Longspan  
racking

Pallet  
racking

Cantilever  
racking

Mezzanines /  
platforms

On-line shelving /  
KDR shelving


Semi-automated  
solutions

Logistics  
systems

Appendix





# Stackable transportation containers – 14/6 range made of sheet steel

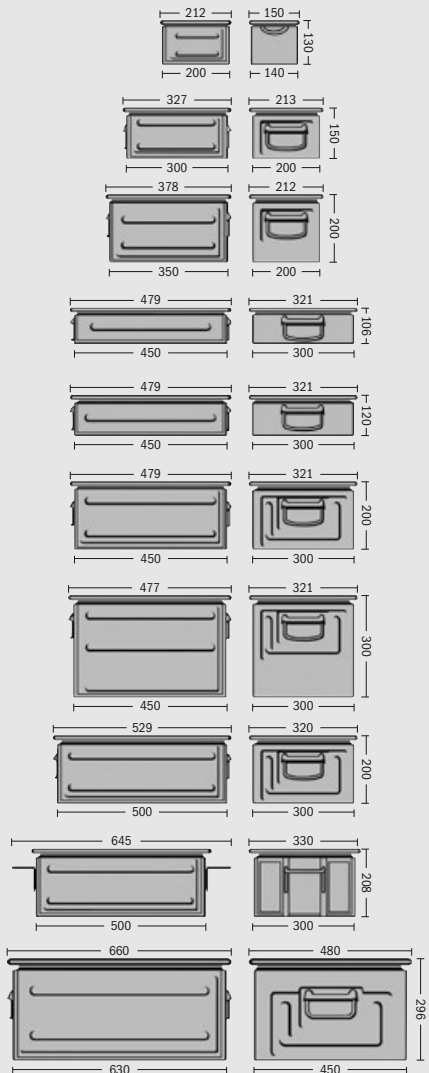


- ▶ **Sheet steel**  
for high mechanical loads, painted blue-gray or immersion galvanized
- ▶ **High stacking loads**
- ▶ **Stackable**  
with LF series made of plastic, 14/7 range made of steel, 14/6 range made of plastic
- ▶ **Very sturdy**  
due to the rolled stacking rim

\* Surface quality: galvanized acc. to DIN EN ISO 1461

## Sheet steel stackable transport containers – 14/6 range

Item	Nominal dimensions L x W x H (mm)	Max. load (kg)		Volume (liters)	Order No.	
		Single	Stacked			
<b>14/6-4 I</b>	200 x 140 x 130	8	120	3.2	<b>8130</b>	–
<b>14/6-4 v</b>					–	<b>8140</b>
<b>14/6-3 I</b>	300 x 200 x 150	60	1,000	8.0	<b>8100</b>	–
<b>14/6-3 v</b>					–	<b>8110</b>
<b>14/6-B I</b>	350 x 200 x 200	80	1,000	12.8	<b>8180</b>	–
<b>14/6-B v</b>					–	<b>8190</b>
<b>14/6-2 G I</b>	450 x 300 x 106	100	800	12.4	<b>15730</b>	–
<b>14/6-2 G v</b>					–	<b>15740</b>
<b>14/6-2 H I</b>	450 x 300 x 120	100	1,000	14.2	<b>16520</b>	–
<b>14/6-2 H v</b>					–	<b>16540</b>
<b>14/6-2 I</b>	450 x 300 x 200	120	1,200	24.9	<b>8070</b>	–
<b>14/6-2 v</b>					–	<b>8080</b>
<b>14/6-2 Z I</b>	450 x 300 x 300	150	1,200	38.4	<b>15880</b>	–
<b>14/6-2 Z v</b>					–	<b>15890</b>
<b>14/6-A I</b>	500 x 300 x 200	120	1,200	27.7	<b>8160</b>	–
<b>14/6-A v</b>					–	<b>8170</b>
<b>10/6-b I</b>	500 x 300 x 208	200	1,500	27.4	<b>8270</b>	–
<b>10/6-b v</b>					–	<b>8280</b>
	for heavy loads, fixed handle and drag rails					
<b>14/6-1 I</b>	630 x 450 x 296	250	2,500	79.0	<b>8050</b>	–
<b>14/6-1 v</b>					–	<b>8060</b>



Order No. = on stock

Order No. = not on stock

# Accessories for 14/6 range made of sheet steel




## Dust lids with finger hole

Galvanized sheet steel. Recommended for intra-company transport of dust-sensitive articles.

PU: 10 items

\* Surface quality: galvanized acc. to DIN EN ISO 1461



Item	for containers	Order No.
SD-14/6-1 v	14/6-1	9320
SD-14/6-A v	14/6-A	9338

Boxes /  
containers

Modular  
shelving

Longspan  
racking

Pallet  
racking

Cantilever  
racking

Mezzanines /  
platforms

On-line shelving /  
KDR shelving

Semi-automated  
solutions

Logistics  
systems

Appendix



SHEET STEEL | SHEET STEEL





# Sheet steel shelf containers

- ▶ Designed for SSI SCHAEFER modular shelvings
- ▶ Extensive range of order accessories  
labeling and partition options (advantageous for both large and small warehouses)



Plastic shelf containers



from page A10



### RK 301 Steel, painted blue

can be divided into max. 10 compartments, 6 containers per shelf.



Item	Description (W x D x H mm)	PU	Order No.
RK 301	Shelf container (162 x 317 x 100/137)	1 pc.	<b>11550</b>
RKE 386	Labels for short side	100 pcs.	<b>11190</b>
RKF 386	Protective film	100 pcs.	<b>11920</b>
RKT 335/301	Divider, galvanized	1 pc.	<b>11150</b>



### RK 2386 Steel, galvanized

can be divided into max. 12 compartments, 7 containers per shelf.


Item	Description (W x D x H mm)	PU	Order No.
RK 2386	Shelf container (136 x 393 x 100/107)	1 pc.	<b>18240</b>
RKE 2386	Labels for short side	100 pcs.	<b>11560</b>
RKF 2386	Protective film	100 pcs.	<b>11570</b>
RKT 2386	Divider, galvanized	1 pc.	<b>18250</b>



### RK 4386 Steel, painted blue

can be divided into max. 12 compartments, 6 containers per shelf.


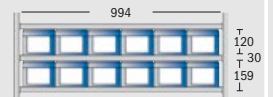
Item	Description (W x D x H mm)	PU	Order No.
RK 4386	Shelf container (162 x 398 x 120/137)	1 pc.	<b>18000</b>
RKE 386	Labels for short side	100 pcs.	<b>11190</b>
RKF 386	Protective film	100 pcs.	<b>11920</b>
RKT 386/512/4386	Divider, galvanized	1 pc.	<b>11180</b>



### RK 386 Steel, painted blue

can be divided into max. 12 compartments, 6 containers per shelf.

Item	Description (W x D x H mm)	PU	Order No.
RK 386	Shelf container (162 x 404 x 120/137)	1 pc.	<b>11170</b>
RKE 386	Labels for short side	100 pcs.	<b>11190</b>
RKF 386	Protective film	100 pcs.	<b>11920</b>
RKT 386/512/4386	Divider, galvanized	1 pc.	<b>11180</b>



### RK 512 Steel, painted blue

can be divided into max. 16 compartments, 6 containers per shelf.


Item	Description (W x D x H mm)	PU	Order No.
RK 512	Shelf container (162 x 504 x 120/137)	1 pc.	<b>16210</b>
RKE 386	Labels for short side	100 pcs.	<b>11190</b>
RKF 386	Protective film	100 pcs.	<b>11920</b>
RKT 386/512/4386	Divider, galvanized	1 pc.	<b>11180</b>



Order No. = on stock



- ▶ **Sheet steel**  
for storage and transport of heavy goods, e.g. solid materials, cast and forged parts
- ▶ **High load capacity**  
due to right-angled profile and strongly compressed walls
- ▶ **Strong base**
- ▶ **Safe stacking**  
as a result of reinforced feet and solid support and stacking corners



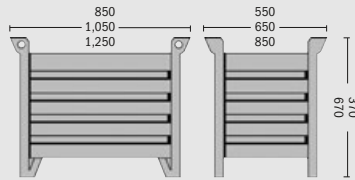
# Transport and stackable containers

## E transport and stacking containers

Transport and stacking containers with solid walls or with flap. Strongly compressed walls with a right-angled profile guarantee high capacity with low empty weight. Extra reinforced feet together with solid catch and stacking corners ensure reliable stacking.

Base version: painted or galvanized, with base ribbing

Ground clearance: 105 mm



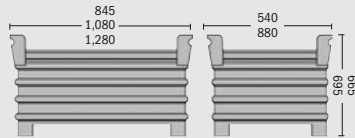
Item	Nominal dimensions L x W x H (mm)	External dimensions L x W x H (mm)	Width of fork opening L x W (mm)	Load (kg)	Stacking factor	Order No.	Item	Order No.
<b>1286 K-I*</b>	1,200 x 800 x 605	1,250 x 850 x 670	1,000 x 700	1,500	1 + 4	<b>8590</b>	<b>1286 K-v*</b>	<b>8600</b>
<b>1286-I**</b>	1,200 x 800 x 605	1,250 x 850 x 670	1,000 x 700	1,500	1 + 5	<b>8610</b>	<b>1286-v**</b>	<b>8620</b>
<b>866 K-I*</b>	800 x 600 x 605	850 x 650 x 670	600 x 510	800	1 + 4	<b>8630</b>	<b>866 K-v*</b>	<b>8640</b>
<b>866-I**</b>	800 x 600 x 605	850 x 650 x 670	600 x 510	800	1 + 5	<b>8650</b>	<b>866-v**</b>	<b>8660</b>
<b>186 K-I*</b>	1,000 x 800 x 605	1,050 x 850 x 670	800 x 700	1,500	1 + 5	<b>8470</b>	<b>186 K-v*</b>	<b>8480</b>
<b>186-I**</b>	1,000 x 800 x 605	1,050 x 850 x 670	800 x 700	1,500	1 + 5	<b>8490</b>	<b>186-v**</b>	<b>8500</b>
<b>856 K-I*</b>	800 x 500 x 605	850 x 550 x 670	600 x 410	800	1 + 4	<b>8510</b>	<b>856 K-v*</b>	<b>8520</b>
<b>856-I**</b>	800 x 500 x 605	850 x 550 x 670	600 x 410	800	1 + 5	<b>8530</b>	<b>856-v**</b>	<b>8540</b>
<b>853-I**</b>	800 x 500 x 305	850 x 550 x 370	600 x 410	500	1 + 9	<b>8550</b>	<b>853-v**</b>	<b>8560</b>

\* With flap, \*\* Solid walls

## S transport and stacking containers

Transport and stacking containers for all heavy goods, solid material, cast and forged parts. The side walls have a tube-shaped profile at the top and reinforcing beads. In addition, the containers also feature continuous ribbing around the sides, a strong base, sturdy feet and especially strong stacking corners with crane lugs.

Ground clearance: 100 mm\*  
Ground clearance: 105 mm\*\*

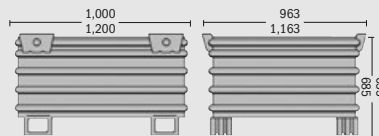


Item	Nominal dimensions L x W x H (mm)	External dimensions L x W x H (mm)	Width of fork opening L x W (mm)	Load (kg)	Stacking factor	Order No.	Item	Order No.
<b>S 1286-I**</b>	1,200 x 800 x 605	1,280 x 880 x 695	1,000 x 600	2,000	1 + 5	<b>8670</b>	<b>S 1286-v</b>	<b>8680</b>
<b>S 1086-I**</b>	1,000 x 800 x 605	1,080 x 880 x 695	800 x 600	2,000	1 + 5	<b>8690</b>	<b>S 1086-v</b>	<b>8700</b>
<b>S 856-I*</b>	800 x 500 x 605	845 x 540 x 665	660 x 330	1,000	1 + 3	<b>8710</b>	<b>S 856-v</b>	<b>8720</b>

## SG transport and stacking containers

Robust and sturdy containers with fork pockets and extra-wide stacking corners.

Ground clearance: 150 mm (SG 1216-I+v and SG 1286-I+v), 120 mm (SG 1086-I+v).



Item	Nominal dimensions L x W x H (mm)	External dimensions L x W x H (mm)	Width of fork opening L x W (mm)	Load (kg)	Stacking factor	Order No.	Item	Order No.
<b>SG 1216-I</b>	1,200 x 1,000 x 650	1,200 x 1,163 x 685	600 x 680	2,000	1 + 4	<b>8730</b>	<b>SG 1216-v</b>	<b>8740</b>
<b>SG 1286-I</b>	1,200 x 800 x 650	1,200 x 963 x 685	600 x 480	2,000	1 + 4	<b>8750</b>	<b>SG 1286-v</b>	<b>8760</b>
<b>SG 1086-I</b>	1,000 x 800 x 620	1,000 x 963 x 655	600 x 600	2,000	1 + 4	<b>8770</b>	<b>SG 1086-v</b>	<b>8780</b>

Boxes / containers

Modular shelving

Longspan racking

Pallet racking

Cantilever racking

Mezzanines / platforms

On-line shelving / KDR shelving

Semi-automated solutions

Logistics systems

Appendix

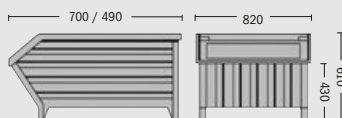
**i**

**RAL 6011** **SHEET STEEL**

**PAINTED** **GALVANIZED**

\* Surface quality: galvanized acc. to DIN EN ISO 1461

# Lager-Fix containers, post pallets and flat steel pallets



## Lager-Fix container

These containers utilize the principles and design of the proven Lager-Fix semi-open front storage container. The large viewing and access opening is especially advantageous and remains accessible even when the container is stacked. That is why this container is also utilized for the staging of the material on the production line.

The stacking rim runs around three sides and enables safe stacking of up to 4 units on top of each other. Mixed stacks of different sizes are possible. The right-angled profile and the strongly compressed walls guarantee high load capacity.

Ground clearance 105 mm.  
Height of hopper front 430 mm.

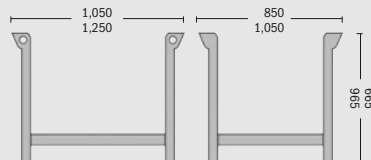
Item	Nominal dimensions L x W x H (mm)	External dimensions L x W x H (mm)	Width of fork opening L x W (mm)	Load (kg)	Stacking factor	Order No.	Item	Order No.
<b>14/7-0a-I</b>	700/490 x 800 x 610	710 x 820 x 610	290 x 720	800	1 + 3	<b>8790</b>	<b>14/7-0a-v</b>	<b>8800</b>

## Post pallets

Clear storage and easy transportation of production and assembly parts with large dimensions that exceed the limited container volume. Stand made of square tube 50 x 50 x 3 mm with welded stacking corners.

Ground clearance 100 mm.

Base reinforced with strong ribbing.



Item	Nominal dimensions L x W x H (mm)	External dimensions L x W x H (mm)	Width of fork opening L x W (mm)	Load (kg)	Stacking factor	Order No.	Item	Order No.
<b>R 1086-I</b>	1,000 x 800 x 600	1,050 x 850 x 665	900 x 700	1,000	1 + 3	<b>9180</b>	<b>R 1086-v</b>	<b>9190</b>
<b>R 1286-I</b>	1,200 x 800 x 600	1,250 x 850 x 665	1,100 x 700	1,000	1 + 3	<b>9200</b>	<b>R 1286-v</b>	<b>9210</b>
<b>R 1216-I</b>	1,200 x 1,000 x 600	1,250 x 1,050 x 665	1,100 x 900	1,000	1 + 3	<b>9220</b>	<b>R 1216-v</b>	<b>9230</b>
<b>R 1089-I</b>	1,000 x 800 x 900	1,050 x 850 x 965	900 x 700	1,000	1 + 2	<b>9240</b>	<b>R 1089-v</b>	<b>9250</b>
<b>R 1289-I</b>	1,200 x 800 x 900	1,250 x 850 x 965	1,100 x 700	1,000	1 + 2	<b>9260</b>	<b>R 1289-v</b>	<b>9270</b>
<b>R 1219-I</b>	1,200 x 1,000 x 900	1,250 x 1,050 x 965	1,100 x 900	1,000	1 + 2	<b>9280</b>	<b>R 1219-v</b>	<b>9290</b>

## Flat steel pallets

4-way entry pallet made with a strong base ripping with 2 or 3 sheet steel skids securely supported by the container profiles.

Alternating stacks due to the flat skids.



Item	Nominal dimensions L x W x H (mm)	Load (kg)	Number of skids	Order No.	Item	Order No.
<b>SP 1282 F-I</b>	1,200 x 800 x 132	1,500	2	<b>9060</b>	<b>SP 1282 F-v</b>	<b>9070</b>
<b>SP 1283 F-I</b>	1,200 x 800 x 132	2,500	3	<b>9080</b>	<b>SP 1283 F-v</b>	<b>9090</b>

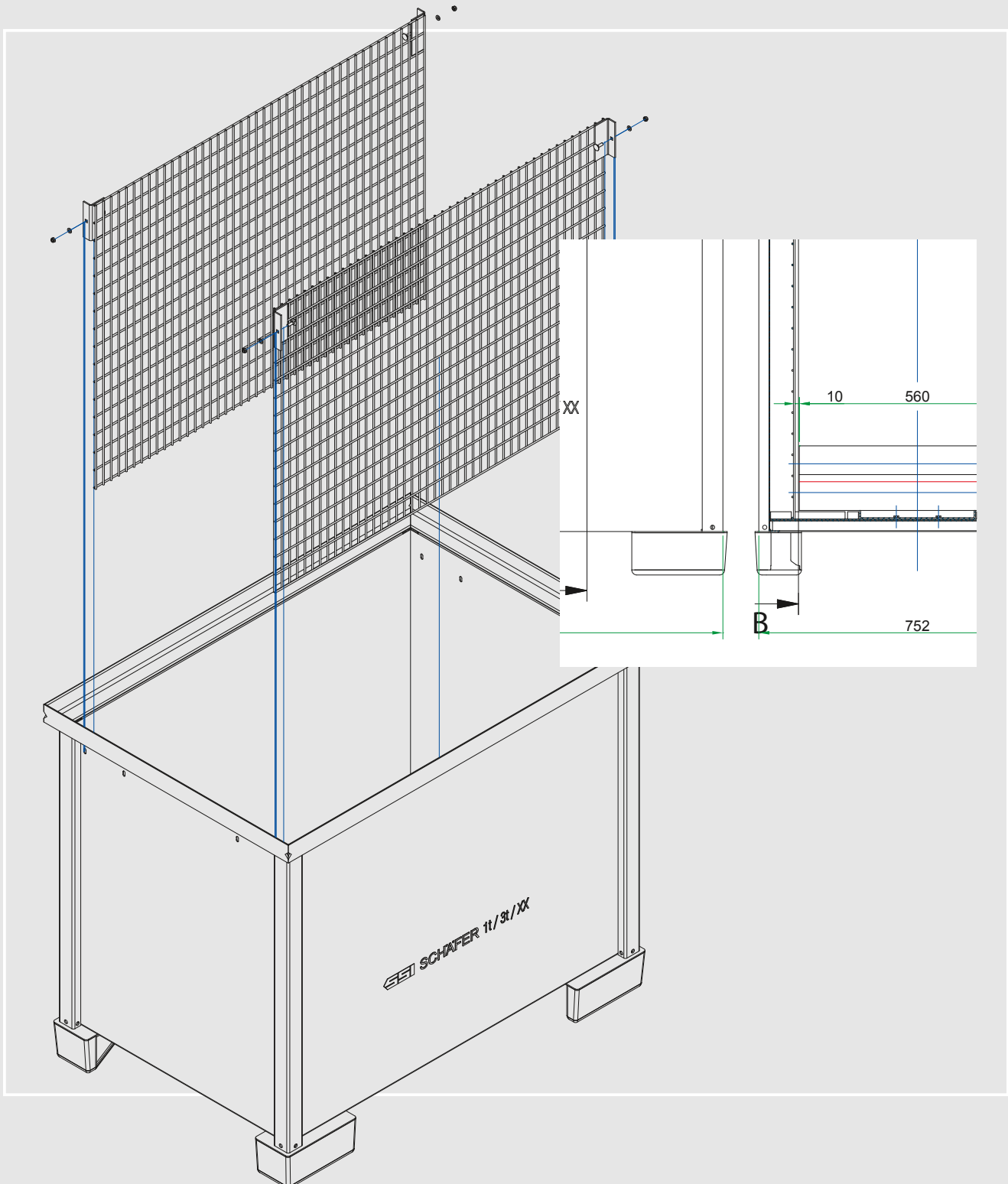
**Order No.** = on stock

**Order No.** = not on stock

# Special steel solutions

We can also meet individual customer requirements with our special steel solutions. We would be happy to work with you to develop the perfect solution – completely tailored to your exact needs. From the initial draft by our designers to

the prototypes made by our specialists and right through to series production in our modern factory, we are your expert partner.



Boxes /  
containers

Modular  
shelving

Longspan  
racking

Pallet  
racking

Cantilever  
racking

Mezzanines /  
platforms

On-line shelving /  
KDR shelving

Semi-automated  
solutions

Logistics  
systems

Appendix

# Modular shelving systems for every application

Saving space and time are very often the results of effective storage. Whether single or multi-tier facilities, SSI SCHAEFER offers sophisticated, flexible modular shelving systems that guarantee the highest quality solutions for a variety of applications.

At SSI SCHAEFER, our systems come with expert advice, free project drawings and efficient installation. We have completed projects in thousands of warehouses around the world.

With the appropriate configuration, the R 3000 and R 7000 shelf systems can be directly expanded into multi-tier platform systems provided that this option is included in the initial order for ground-level racks.

Joint planning on site with your expert consultant from SSI SCHAEFER is the key to selecting the right system.



## The meaning of the pictograms:



Bay load\*



Base load\*



Drawer load\*



Rod load\*



Beam load\*

\* All specified load values apply for uniformly distributed loads.



Information regarding **inspection requirements**  
for **rack systems**

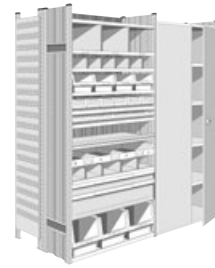
Chapter J, page J1





R 3000 modular shelvings

page B4



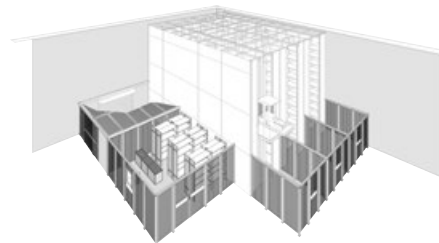
R 7000 modular shelvings

page B30



Comprehensive accessories

page B40



Boxes /  
containers

Modular  
shelving

Longspan  
racking

Pallet  
racking

Cantilever  
racking

Mezzanines /  
platforms

On-line shelving /  
KDR shelving


Semi-automated  
solutions

Logistics  
systems

Appendix

# Overview of modular shelving systems

<b>R 3000 modular shelvings</b>	
Areas of use	Light to heavy, small and mid-volume goods, bulky goods, platforms
Advantages	<ul style="list-style-type: none"> <li>▶ Completely organized thanks to extensive accessories</li> <li>▶ European dimension modularity</li> <li>▶ Multi-tier installation and platforms can also be retrofitted</li> <li>▶ GS mark of conformity</li> </ul>
System	▶ Frame system with plug-in design for rapid assembly
Design	▶ Frame system without base and cover shelves, 2 field lengths, 5 shelf depths, different heights, frame profiles
Load-bearing capacity	▶ Up to max. 3,500 kg per rack field
System layout	▶ 53 mm adjustment steps
Upright surface	▶ Galvanized
Shelf surface	▶ Galvanized/bright silver




from pages

**B4**

**R 7000 modular shelvings**

Light to heavy, small and mid-volume goods, platforms, high bay storage

- ▶ Diverse equipment thanks to extensive accessories
- ▶ European dimension modularity
- ▶ Multi-tier installation and platforms possible
  
- ▶ GS mark of conformity
- ▶ Pre-assembled frame system for rapid assembly
- ▶ Frame system, 4 field lengths, 4 rack depths, various construction heights, frame profiles
  
- ▶ Up to max. 6,000 kg per rack field
- ▶ 53 mm adjustment steps
- ▶ Galvanized
- ▶ Galvanized/bright silver



B30

Boxes /  
containers

Modular  
shelving

Longspan  
racking

Pallet  
racking

Cantilever  
racking


Mezzanines /  
platforms

On-line shelving /  
KDR shelving

Semi-automated  
solutions

Logistics  
systems

Appendix





# R 3000 – the multi-functional shelving system

R 3000 is a multi-functional shelving system for all warehouse tasks. The framework construction and the variable bold-free system without a fixed basic, cover, shelf and traverse layout enables the completely free design of the rack fields with 53 mm adjustment steps.

R 3000 eliminates the classical separation of shelves, longspan racking and cantilever racking. This means one system for everything with

subsequent expansion options and complete flexibility should your storage needs change.

The closed special profile of the shelves allow carrier pockets and cross braces to be attached without any difficulty as a result of the conical grooves on both short sides. Cams on the wide sides allow shelves to be attached. Cut-outs on short and wide sides enable the problem-free and simple installation of platform support

elements. Variable compartment sizes are with freely positionable shelves and traverses, available in the field lengths 750, 994 and 1,282 mm.

Standardized components allow multi-tier installation facilities that utilize the space up to roof. Due to their high load-bearing capacity, the R 3000 shelves are the ideal solution for multi-tier shelf units with accessible intermediate platforms.

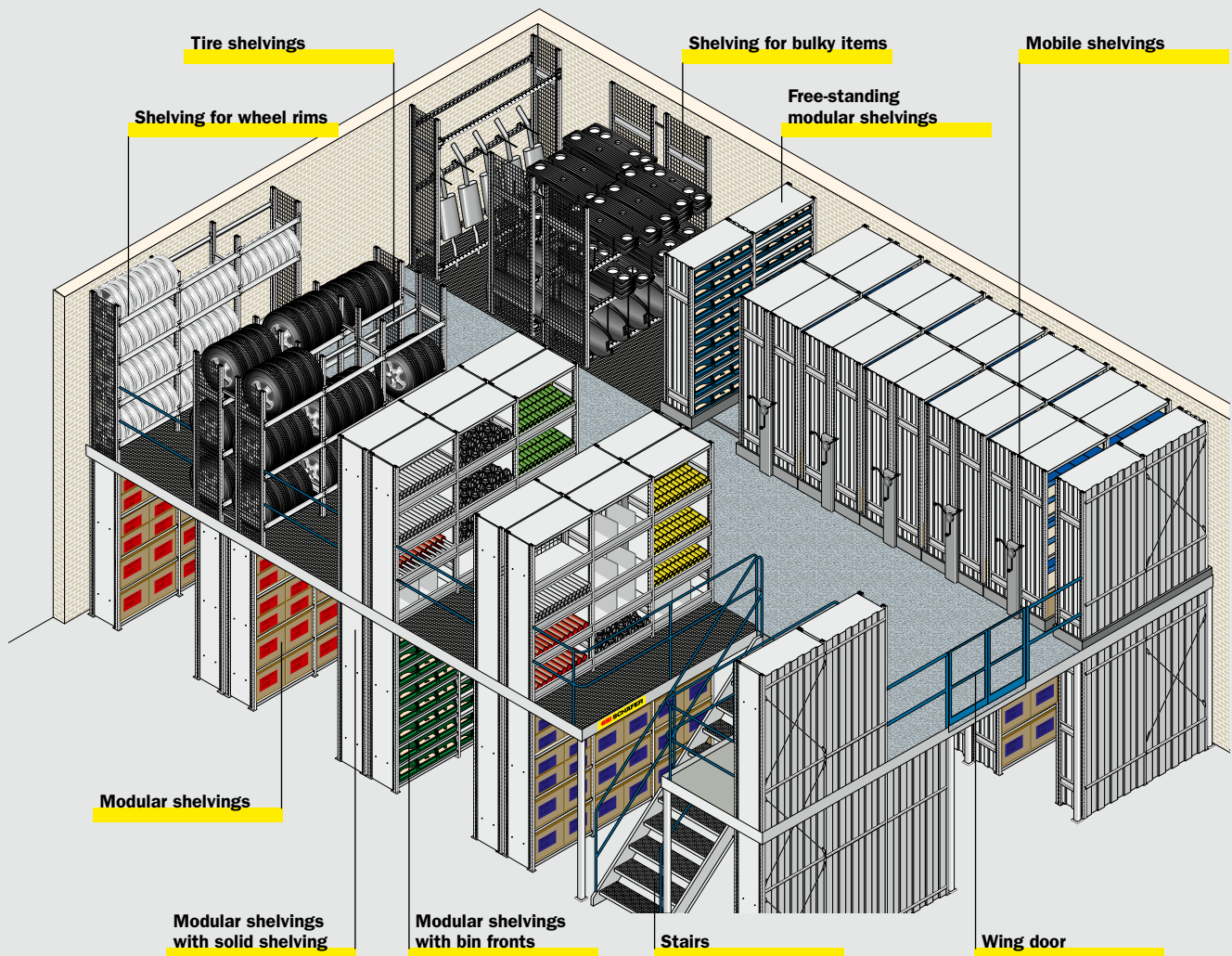
Boxes /  
containersModular  
shelvingLongspan  
rackingPallet  
rackingCantilever  
rackingMezzanines /  
platformsOn-line shelving /  
KDR shelvingSemi-automated  
solutionsLogistics  
systems

Appendix

# Multi-tier shelving systems

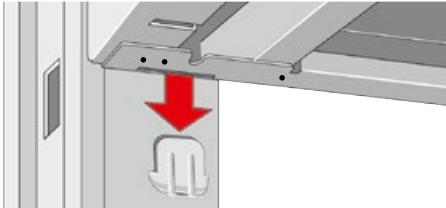
The pre-assembled upright frames are available in different heights for single and multi-tier installations. They are erected on site and secured using insertable shelves or traverses and bracings in the stand.

The standard platform height is 2,310 mm with a thickness of 30 mm. This provides enough head room even after installation of sprinkler, air conditioning and lighting installations, etc. The platform height can be adjusted in 53 mm steps.

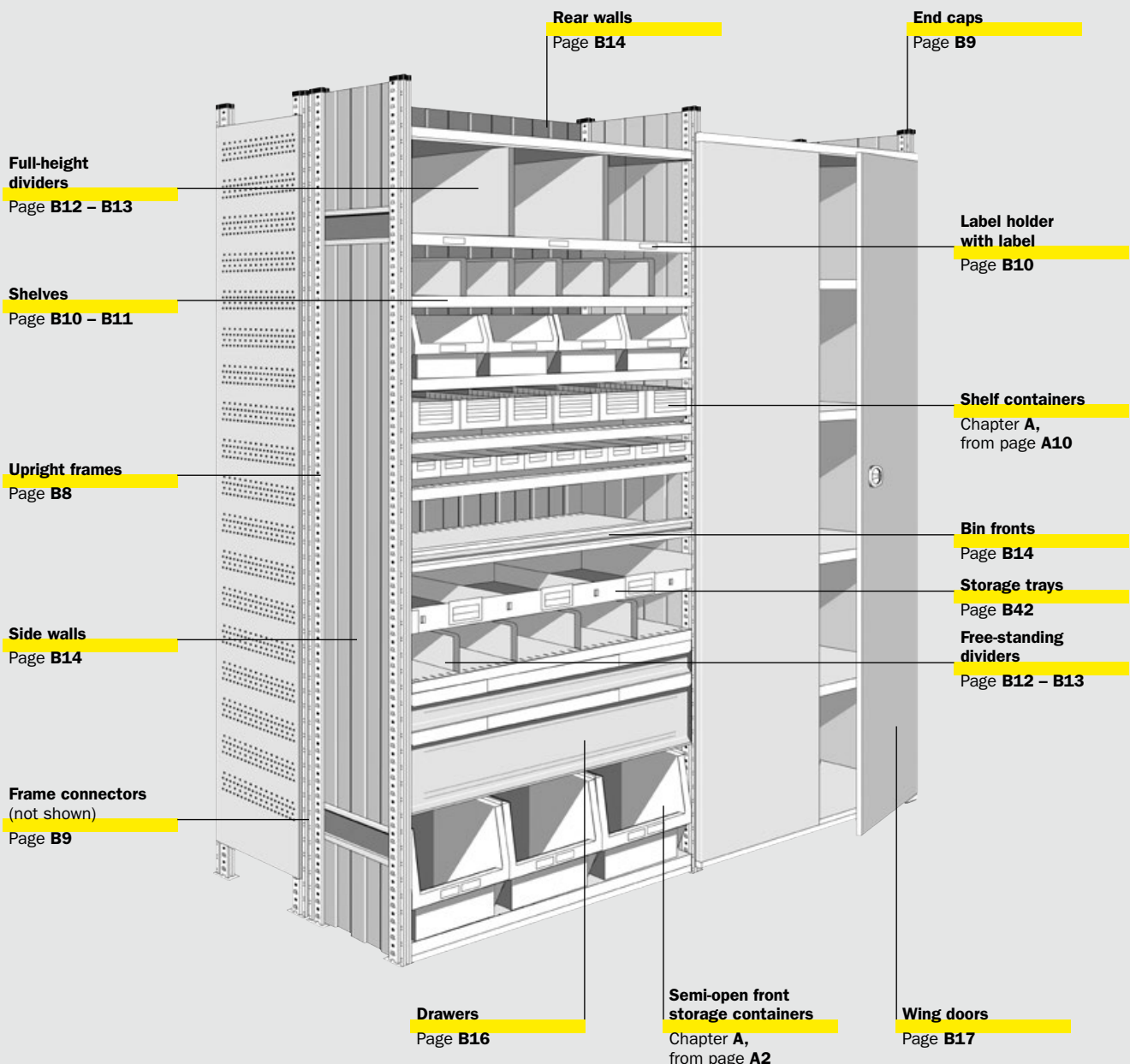


# The equipment options

- ▶ **Plug-in construction for rapid assembly**  
field lengths 750, 994 and 1,282 mm,  
shelf depths of 300, 400, 500, 600 and 800 mm,  
various heights for single and multi-tier installation
- ▶ **Frame profiles**  
with 53 mm lug pitch
- ▶ **Upright frame in slotted version**  
with slot spacing of 26.5 mm available on request
- ▶ **Fully organized**  
thanks to extensive accessories such as shelves,  
traverses, wooden shelves, walls, drawers and doors
- ▶ **High loading capacity to 3,500 kg  
per field**
- ▶ **Multi-tier installations**  
can also be retrofitted



On SSI SCHAEFER shelves, the front edge overlaps the edge of the long side. In conjunction with the additional welding points, this enhances the security and low-bearing capacity of the shelf and also provides additional stability.



Boxes /  
containers

Modular  
shelving

Longspan  
racking

Pallet  
racking

Cantilever  
racking

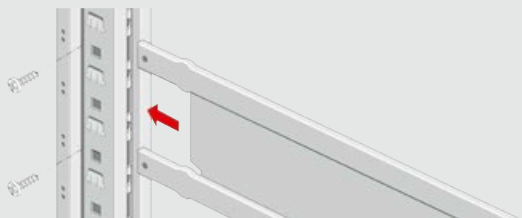
Mezzanines /  
platforms

On-line shelving /  
KDR shelving

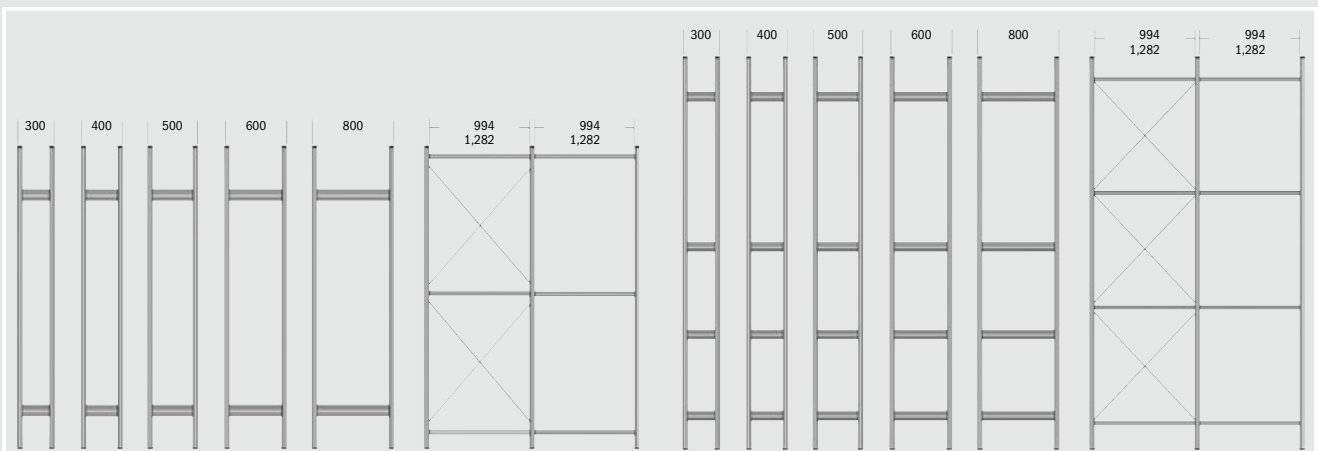
Semi-automated  
solutions

Logistics  
systems

Appendix



# Upright frame system



## Upright frames for single-tier installation

The loads indicated are approximate values that depend on a variety of parameters.

Item	Shelf depth (mm)	Bay load (kg) for height (mm)		Type	Order no.
		2x 901	1x 1,325		
<b>Height 2,278 mm</b>					
RR 33322 V	300	1,900	1,500	Galvanized	144750
RR 34322 V	400	1,900	1,500	Galvanized	144760
RR 35322 V	500	1,900	1,500	Galvanized	144770
RR 36322 V	600	1,900	1,500	Galvanized	144780
RR 38322 V	800	1,900	1,500	Galvanized	144790

Item	Shelf depth (mm)	Bay load (kg) for height (mm)		Type	Order no.
		2x 901	1x 1,325		
<b>Height 2,490 mm</b>					
RR 33325 V	300	1,800	1,250	Galvanized	144050
RR 34325 V	400	1,800	1,250	Galvanized	144060
RR 35325 V	500	1,800	1,250	Galvanized	144070
RR 36325 V	600	1,800	1,250	Galvanized	144080
RR 38325 V	800	1,800	1,250	Galvanized	144090

Item	Shelf depth (mm)	Bay load (kg) for height (mm)		Type	Order no.
		3x 901	2x 1,325		
<b>Height 2,967 mm</b>					
RR 33330 V	300	-	1,500	Galvanized	144100
RR 34330 V	400	-	1,500	Galvanized	144110
RR 35330 V	500	-	1,500	Galvanized	144120
RR 36330 V	600	-	1,500	Galvanized	144130
RR 38330 V	800	-	1,500	Galvanized	144140

## Upright frames for multi-tier installation

The loads indicated are approximate values that depend on a variety of parameters.

Item	Shelf depth (mm)	Bay load (kg)		Type	Order no.
		3,500	3,500		
<b>Height 2,278 mm</b>					
RR 33522 V	300	3,500	3,500	Galvanized	145800
RR 34522 V	400	3,500	3,500	Galvanized	145810
RR 35522 V	500	3,500	3,500	Galvanized	145820
RR 36522 V	600	3,500	3,500	Galvanized	145830
RR 38522 V	800	3,500	3,500	Galvanized	145840

Item	Shelf depth (mm)	Bay load (kg)		Type	Order no.
		3,500	3,500		
<b>Height 2,490 mm</b>					
RR 33525 V	300	3,500	3,500	Galvanized	145850
RR 34525 V	400	3,500	3,500	Galvanized	145860
RR 35525 V	500	3,500	3,500	Galvanized	145870
RR 36525 V	600	3,500	3,500	Galvanized	145880
RR 38525 V	800	3,500	3,500	Galvanized	145890

Item	Shelf depth (mm)	Bay load (kg)		Type	Order no.
		3,500	3,500		
<b>Height 2,967 mm</b>					
RR 33530 V	300	3,500	3,500	Galvanized	145900
RR 34530 V	400	3,500	3,500	Galvanized	145910
RR 35530 V	500	3,500	3,500	Galvanized	145920
RR 36530 V	600	3,500	3,500	Galvanized	145930
RR 38530 V	800	3,500	3,500	Galvanized	145940

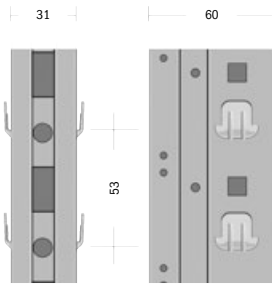
**i** Heights 6,836 and 9,115 mm on request

Item	Shelf depth (mm)	Bay load (kg)		Type	Order no.
		3,500	3,500		
<b>Height 4,557 mm</b>					
RR 33545 V	300	3,500	3,500	Galvanized	144600
RR 34545 V	400	3,500	3,500	Galvanized	144610
RR 35545 V	500	3,500	3,500	Galvanized	144620
RR 36545 V	600	3,500	3,500	Galvanized	144630
RR 38545 V	800	3,500	3,500	Galvanized	144640

Order no. = on stock



Dimensions in mm



**Lug pitch**

Cam spacing of the upright profile enables the flexible configuration of the R 3000 with the extensive range of accessories. The field height of the shelves can be freely adjusted in 53 mm steps by simply inserting the shelves into the cams on the uprights.

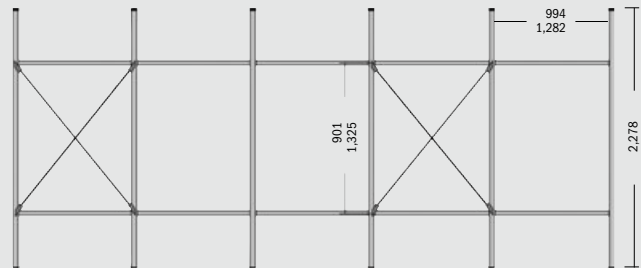
# Shelf elements and accessories

**Cross braces**

A cross brace must be fitted onto the back of the first and every other third rack field to stabilize the racks.

**Note:** Shelves or gratings must be fitted in the vicinity cross brace mountings.

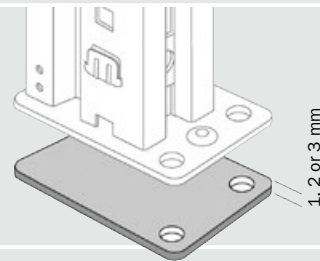
Item	Field length (mm)	Height (mm)	Order no.
KV 31009	994	901	6670673
KV 31013		1,325	146000
KV 31309	1,282	901	6670674
KV 31313		1,325	146010



**Shim plates**

Sheet steel, galvanized. To compensate for slightly uneven ground surfaces.

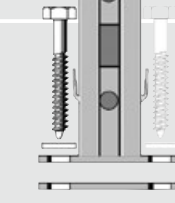
Item	Thickness (mm)	Order no.
UP 3001	1	147450
UP 3002	2	147070
UP 3003	3	147460



**Floor fixing**

For anchoring the racks to the floor. Consists of screws, dowels, washers.

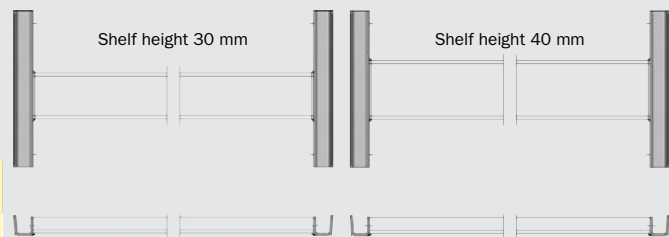
Item	Order no.
BF 3000	145710



**Horizontal braces**

Sheet steel, painted bright silver. For longitudinal bracing as an alternative to cross braces when cross braces are in the way of pass-throughs on double-row units associations or when single-row shelvings need to be accessed from both sides. The frame distance must be at least 30 mm in order to guarantee that the height of double shelvings can be subsequently adjusted. 2 horizontal braces are fitted onto the upper and lower shelf of each rack bay of a rack row (for shelf heights up to 2,967 mm). The interlocking connection with the upright guarantees high rigidity. **Bay load-bearing capacity on request!**

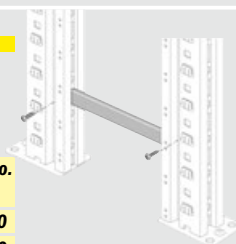
Item	Field length (mm)	Shelf height (mm)	Order no.
LV 3103	994	30	145060
LV 3133	1,282	30	145070
LV 3104	994	40	145080
LV 3134	1,282	40	145090



**Frame connector**

Sheet steel, galvanized. For connecting 2 shelving fields in a row. Frame spacing of at least 6 mm. Incl. fixing kit.

Item	Frame distance (mm)	Order no.
RV 3006	6	147080
RV 3030	30	147090
RV 3050	50	147100
RV 3100	100	147110
RV 3300	300	147120



**End cap**

High-quality black plastic. Attached to the uprights as an end piece.

Item	Order no.
AK 3000	147130



Boxes / containers

Modular shelving

Longspan racking

Pallet racking

Cantilever racking

Mezzanines / platforms

On-line shelving / KDR shelving

Semi-automated solutions

Logistics systems

Appendix



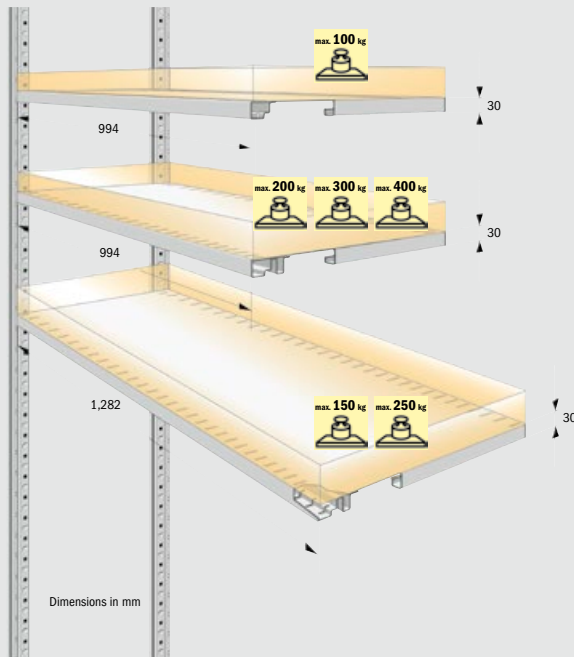

GALVANIZED BRIGHT SILVER



# Shelves

## Shelves

Sheet steel, alternatively painted bright silver or galvanized, 30 or 40 mm high. For the dividing the shelving fields into compartments of any desired height. With rows of slots at the front and rear for fitting dividers, slot spacing 41 mm. Offset arrangements of independent compartment heights are possible in double-row units



### Shelves for field length 994 mm, height 30 mm


Sheet steel, painted bright silver or galvanized.

Item	Shelf depth (mm)	Base load max. (kg)	Lip design	Surface	Order no.
ZB 4313 V	300	100	N	Galvanized	27002
ZB 4313 L		100	N	Painted	27000
ZB 4413 V	400	100	N	Galvanized	27012
ZB 4413 L		100	N	Painted	27010
ZB 4423 V		200	V	Galvanized	27022
ZB 4423 L		200	V	Painted	27020
ZB 4513 V	500	100	N	Galvanized	27032
ZB 4513 L		100	N	Painted	27030
ZB 4523 V		200	V	Galvanized	27042
ZB 4523 L		200	V	Painted	27040
ZB 4533 V		300	V	Galvanized	27052
ZB 4533 L		300	V	Painted	27050
ZB 4543 V		400	V	Galvanized	27062
ZB 4543 L		400	V	Painted	27060
ZB 4613 V	600	100	N	Galvanized	27072
ZB 4613 L		100	N	Painted	27070
ZB 4623 V		200	V	Galvanized	27082
ZB 4623 L		200	V	Painted	27080
ZB 4633 V		300	V	Galvanized	27092
ZB 4633 L		300	V	Painted	27090
ZB 4643 V		400	V	Galvanized	27102
ZB 4643 L		400	V	Painted	27100
ZB 4823 V	800	200	V	Galvanized	27172
ZB 4823 L		200	V	Painted	27170
ZB 4843 V		400	V	Galvanized	27192
ZB 4843 L		400	V	Painted	27190

### Shelves for field length 1,282 mm, height 30 mm

Sheet steel, painted bright silver or galvanized.

ZB 9415 V	400	150	V	Galvanized	38102
ZB 9415 L		150	V	Painted	38100
ZB 9515 V	500	150	V	Galvanized	38112
ZB 9515 L		150	V	Painted	38110
ZB 9525 V		250	V	Galvanized	38122
ZB 9525 L		250	V	Painted	38120
ZB 9615 V	600	150	V	Galvanized	38132
ZB 9615 L		150	V	Painted	38130
ZB 9625 V		250	V	Galvanized	38142
ZB 9625 L		250	V	Painted	38140
ZB 9825 V	800	250	V	Galvanized	38282
ZB 9825 L		250	V	Painted	38280



## Label holder

Self-adhesive, for labeling inventory locations.

Item	Length (mm)	PU	Order no.
EH 4085	85	50	27800
EH 4135	135	50	27810
EH 4490	490	50	27820
EH 4980	980	25	26360
EH 9125	1,250	25	26370

## Labels

Item	Length (mm)	PU	Order no.
EHE 4085	85	100	28050
EHE 4135	135	100	28060
EHE 4490	490	100	28070

Order no. = on stock

# Shelves

Underside Shelf  
V-design

Underside Shelf  
N-design

## Shelves for field length 994 mm, height 40 mm


Sheet steel, painted bright silver or galvanized.

Item	Shelf depth (mm)	Base load max. (kg)	Lip design	Surface	Order no.
ZB 331010 V	300	100	N	Galvanized	<b>145500</b>
ZB 331010 L		100	N	Painted	<i>on req.</i>
ZB 341010 V	400	100	N	Galvanized	<b>145510</b>
ZB 341010 L		100	N	Painted	<i>on req.</i>
ZB 341020 V		200	N	Galvanized	<b>145570</b>
ZB 341020 L		200	N	Painted	<i>on req.</i>
ZB 351010 V	500	100	N	Galvanized	<b>145520</b>
ZB 351010 L		100	N	Painted	<i>on req.</i>
ZB 351020 V		200	N	Galvanized	<b>145580</b>
ZB 351020 L		200	N	Painted	<i>on req.</i>
ZB 351030 V		300	N	Galvanized	<b>145640</b>
ZB 351030 L		300	N	Painted	<i>on req.</i>
ZB 351040 V		400	V	Galvanized	<b>145660</b>
ZB 351040 L		400	V	Painted	<i>on req.</i>
ZB 361010 V	600	100	N	Galvanized	<b>145530</b>
ZB 361010 L		100	N	Painted	<i>on req.</i>
ZB 361020 V		200	N	Galvanized	<b>145590</b>
ZB 361020 L		200	N	Painted	<i>on req.</i>
ZB 361030 V		300	N	Galvanized	<b>145650</b>
ZB 361030 L		300	N	Painted	<i>on req.</i>
ZB 361040 V		400	V	Galvanized	<b>145670</b>
ZB 361040 L		400	V	Painted	<i>on req.</i>
ZB 381020 V	800	200	N	Galvanized	<b>145600</b>
ZB 381020 L		200	N	Painted	<i>on req.</i>
ZB 381040 V		400	V	Galvanized	<b>145680</b>
ZB 381040 L		400	V	Painted	<i>on req.</i>

## Shelves for field length 1,282 mm, height 40 mm

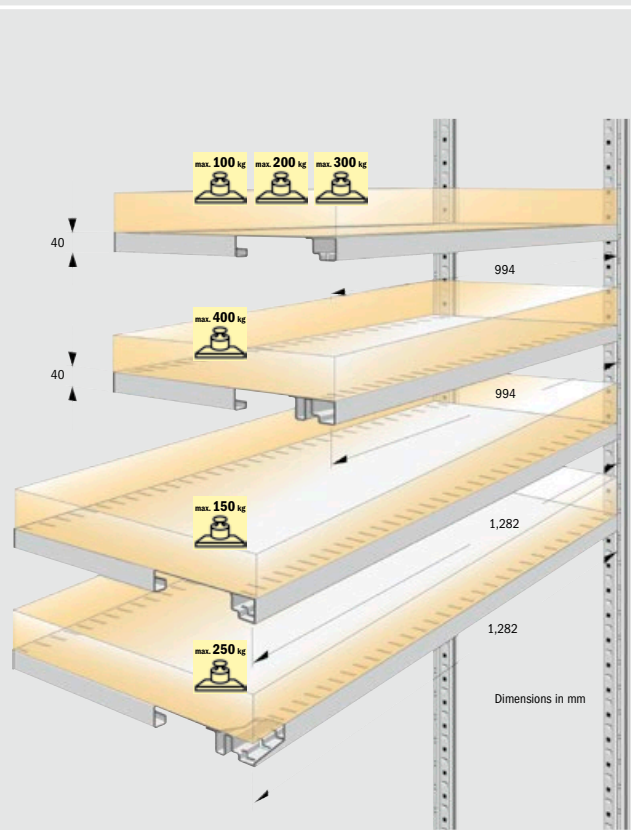
Sheet steel, painted bright silver or galvanized.

Item	Shelf depth (mm)	Base load max. (kg)	Lip design	Surface	Order no.
ZB 341315 V	400	150	N	Galvanized	<b>145540</b>
ZB 341315 L		150	N	Painted	<i>on req.</i>
ZB 351315 V	500	150	N	Galvanized	<b>145550</b>
ZB 351315 L		150	N	Painted	<i>on req.</i>
ZB 351325 V		250	V	Galvanized	<b>145610</b>
ZB 351325 L		250	V	Painted	<i>on req.</i>
ZB 361315 V	600	150	N	Galvanized	<b>145560</b>
ZB 361315 L		150	N	Painted	<i>on req.</i>
ZB 361325 V		250	V	Galvanized	<b>145620</b>
ZB 361325 L		250	V	Painted	<i>on req.</i>
ZB 381325 V	800	250	V	Galvanized	<b>145630</b>
ZB 381325 L		250	V	Painted	<i>on req.</i>

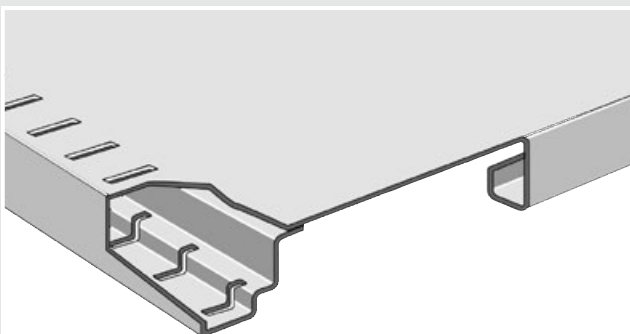


**i** Waterpermeable Shelves

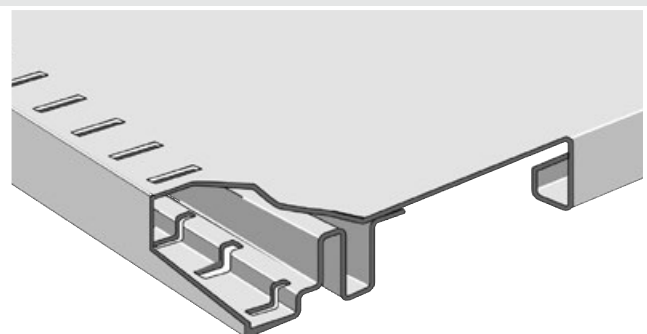
page **B21**



**i** Shelf containers for modular shelvings from page **A10**



Single lip shelf with 6x long edges = N-design



Double lip shelf with 10x long edges = V-design

Boxes / containers

Modular shelving

Longspan racking

Pallet racking

Cantilever racking

Mezzanines / platforms

On-line shelving / KDR shelving

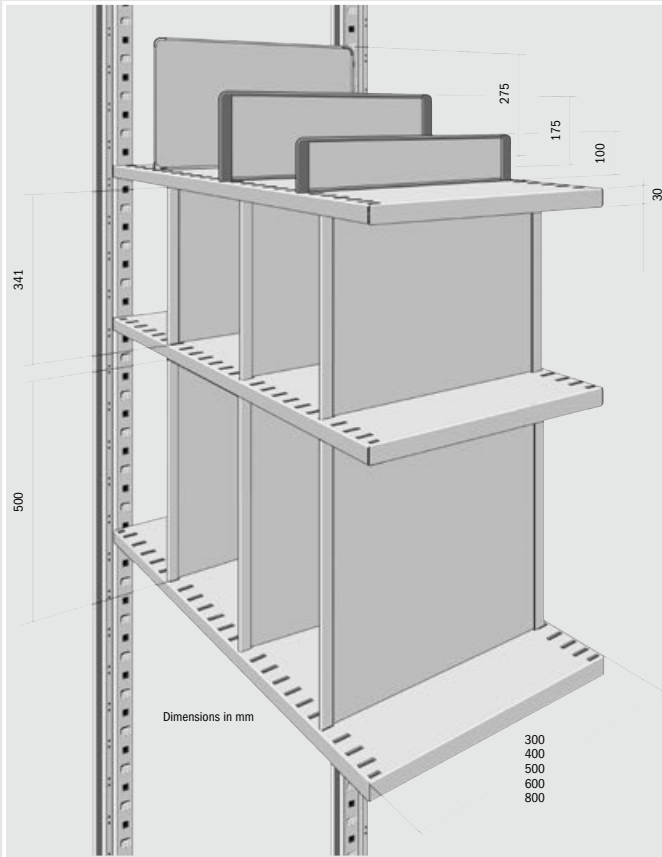
Semi-automated solutions

Logistics systems

Appendix



# The installation system



### Free-standing dividers for 30 mm height shelves

Sheet steel, galvanized. These dividers are inserted into the slots of the shelves independently of the compartment height and can also be used in combination with big fronts.

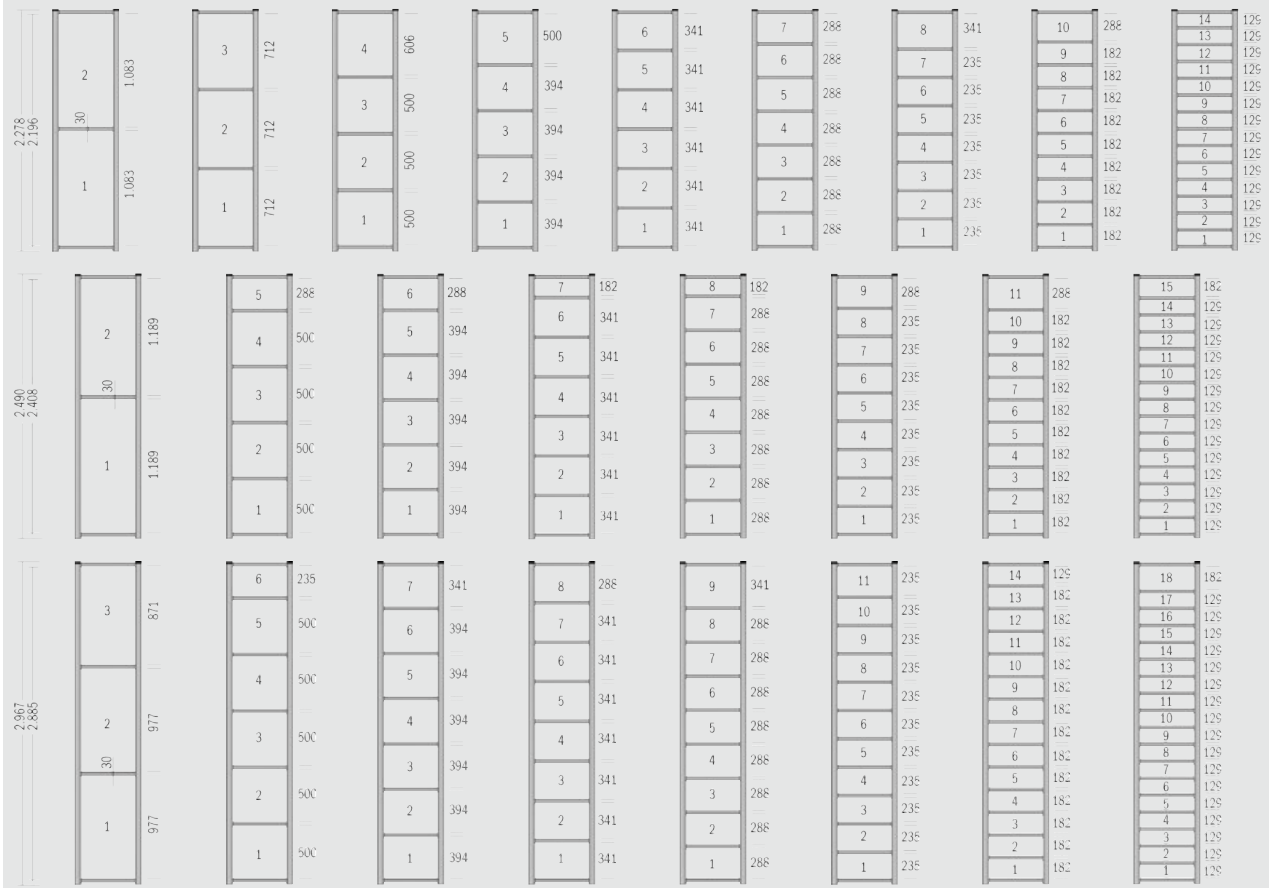
Item	Shelf depth (mm)	Divider height (mm)	Version with	Order no.
TRF-K 4310	300	100	Plastic connectors	27300
TRF-K 4317		175	Plastic connectors	27340
TRF-K 4410	400	100	Plastic connectors	27310
TRF-K 4417		175	Plastic connectors	27350
TRF-D 4427		275	Wire connectors	27380
TRF-K 4510	500	100	Plastic connectors	27320
TRF-K 4517		175	Plastic connectors	27360
TRF-D 4527		275	Wire connectors	27390
TRF-K 4610	600	100	Plastic connectors	27330
TRF-K 4617		175	Plastic connectors	27370
TRF-D 4627		275	Wire connectors	27400
TRF-D 4810	800	100	Wire connectors	39650
TRF-D 4817		175	Wire connectors	39660

### Full-height dividers

Sheet steel, galvanized, for clear shelf heights of 341 mm and 500 mm.

Item	Shelf depth (mm)	Shelf height (mm)	Order no.
TR 4340	300	341	27200
TR 4440	400	341	27210
TR 4450		500	27240
TR 4540	500	341	27220
TR 4550		500	27250
TR 4640	600	341	27230
TR 4650		500	27260

Partitioning variants using shelves for the shelving heights 2,278, 2,490 and 2,967 mm



Order no. = on stock



# The installation system

## Free-standing dividers for 40 mm height shelves

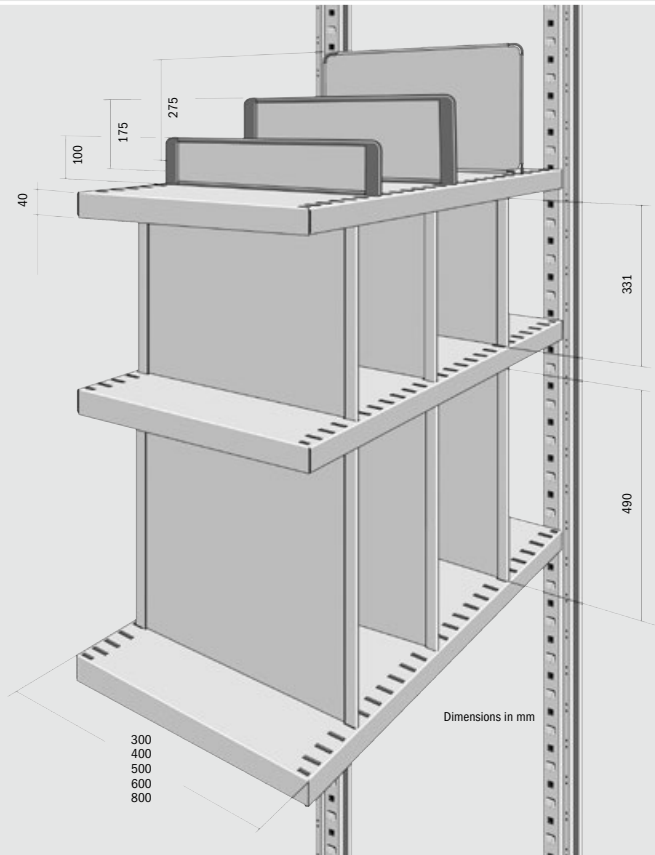
Sheet steel, galvanized. These dividers are inserted into the slots of the shelves independently of the compartment height and can also be used in combination with big fronts.

Item	Shelf depth (mm)	Divider height (mm)	Version with	Order no.
TRF-K 4310 G	300	100	Plastic connectors	27301
TRF-K 4317 G		175	Plastic connectors	27341
TRF-K 4410 G	400	100	Plastic connectors	27311
TRF-K 4417 G		175	Plastic connectors	27351
TRF-D 4427 G		275	Wire connectors	27381
TRF-K 4510 G	500	100	Plastic connectors	27321
TRF-K 4517 G		175	Plastic connectors	27361
TRF-D 4527 G		275	Wire connectors	27391
TRF-K 4610 G	600	100	Plastic connectors	27331
TRF-K 4617 G		175	Plastic connectors	27371
TRF-D 4627 G		275	Wire connectors	27401
TRF-D 4810 G	800	100	Wire connectors	39651
TRF-D 4817 G		175	Wire connectors	39661

## Full-height dividers

Sheet steel, galvanized, for clear shelf heights of 331 mm and 490 mm.

Item	Shelf depth (mm)	Divider height (mm)	Order no.
TR 3330	300	331	147000
TR 3430	400	331	147010
TR 3450		490	147020
TR 3530	500	331	147030
TR 3550		490	147040
TR 3630	600	331	147050
TR 3650		490	147060



Partitioning variants using shelves for the shelving heights 2,278, 2,490 and 2,967 mm

2,278 2,186	2	1,073	3	702	4	59E	5	49C	6	331	7	27E	8	331	10	27E	14	11S		
	40		2	702	3	49C	4	384	5	331	6	27E	7	22E	8	17E	13	11S		
	1	1,073	1	702	2	49C	3	384	4	331	5	27E	6	22E	7	17E	12	11S		
					1	49C	2	384	3	331	4	27E	5	22E	6	17E	11	11S		
							1	384	2	331	3	27E	4	22E	5	17E	10	11S		
								1	331	2	27E	3	22E	4	17E	9	11S	8	11S	
									1	27E	2	22E	3	17E	7	11S	6	11S		
										1	22E	2	17E	6	11S	5	11S	4	11S	
											1	17E	5	11S	4	11S	3	11S	2	11S
												1	11S	3	11S	2	11S	1	11S	1
2,490 2,398	2	1,17S	5	27E	6	27E	7	17E	8	17E	9	27E	11	27E	15	17E	14	11S		
	40		4	49C	5	384	6	331	7	27E	8	22E	9	17E	13	11S	13	11S		
	1	1,17S	3	49C	4	384	5	331	6	27E	7	22E	8	17E	12	11S	12	11S		
			2	49C	3	384	4	331	5	27E	6	22E	7	17E	11	11S	11	11S		
			1	49C	2	384	3	331	4	27E	5	22E	6	17E	10	11S	10	11S		
					1	384	2	331	3	27E	4	22E	5	17E	9	11S	9	11S		
							1	331	2	27E	3	22E	4	17E	8	11S	8	11S		
								1	27E	2	22E	3	17E	7	11S	7	11S			
									1	22E	2	17E	6	11S	6	11S	6	11S		
										1	17E	5	11S	5	11S	5	11S			
2,967 2,875	40	861	6	22E	7	331	8	27E	9	331	11	22E	14	11S	18	17E	17	11S		
			5	49C	6	384	7	331	8	27E	10	22E	13	17E	16	11S	16	11S		
			4	49C	5	384	6	331	7	27E	9	22E	12	17E	15	11S	15	11S		
			3	49C	4	384	5	331	6	27E	8	22E	11	17E	14	11S	14	11S		
			2	49C	3	384	4	331	5	27E	7	22E	10	17E	13	11S	13	11S		
			1	49C	2	384	3	331	4	27E	6	22E	9	17E	12	11S	12	11S		
					1	384	2	331	3	27E	5	22E	8	17E	11	11S	11	11S		
							1	331	2	27E	4	22E	7	17E	10	11S	10	11S		
								1	27E	3	22E	6	17E	9	11S	9	11S			
									1	22E	2	17E	8	11S	8	11S	8	11S		
									1	17E	7	11S	7	11S	7	11S				

Boxes /  
containers

Modular  
shelving

Longspan  
racking

Pallet  
racking

Cantilever  
racking

Mezzanines /  
platforms

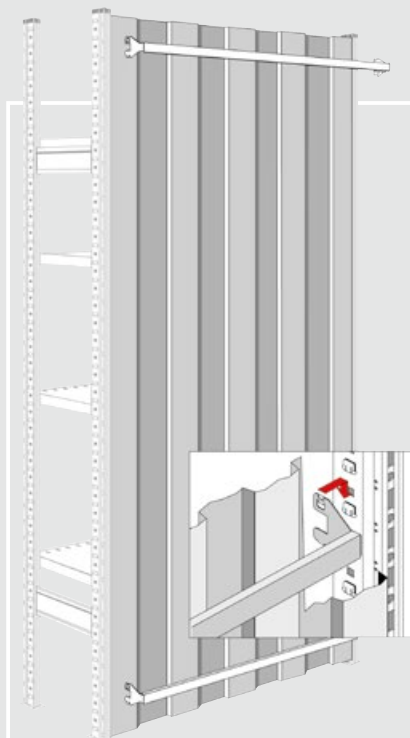
On-line shelving /  
KDR shelving

Semi-automated  
solutions

Logistics  
systems

Appendix

# Shelf elements and accessories



### External rear walls

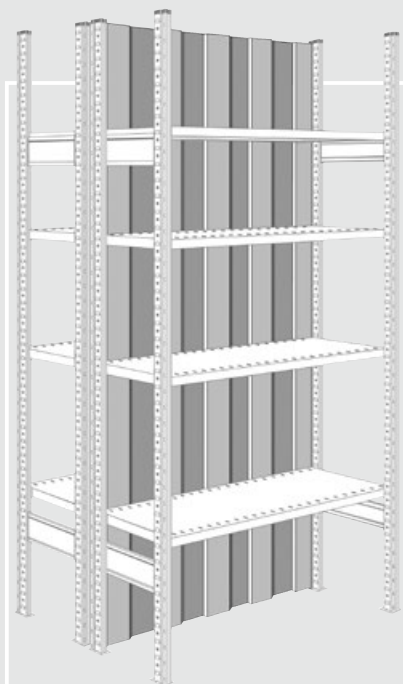
Sheet steel, galvanized. The 3-piece rear walls lean against the shelves. The retaining strips are pushed over the rear wall sections and locked into the cams of the uprights.

#### For field length 994 mm, 3-piece

Item	Height (mm)	Order no.
RWA 31022	2,278	146700
RWA 31025	2,490	146520
RWA 31030	2,967	146530

#### For field length 1,282 mm, 3-piece

RWA 31322	2,278	146710
RWA 31325	2,490	146550
RWA 31330	2,967	146560



### Rear walls inside

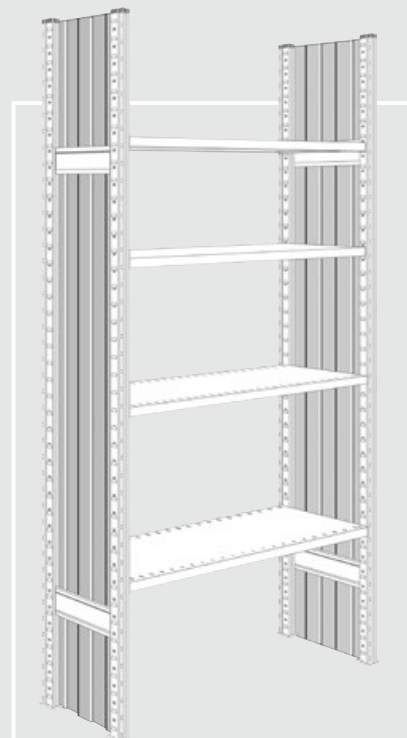
Sheet steel, galvanized. For use between two racks. Pushed together like panels and supported by the shelves.

#### For field length 994 mm, 3-piece

Item	Height (mm)	Order no.
RWI 31022	2,278	146720
RWI 31025	2,490	146460
RWI 31030	2,967	146470

#### For field length 1,282 mm, 3-piece

RWI 31322	2,278	146730
RWI 31325	2,490	146490
RWI 31330	2,967	146500



### Side walls

Sheet steel, galvanized. The side wall leans against the compartment stays between the uprights and is clamped between the compartment stays and the shelves.

#### For height 2,278 mm

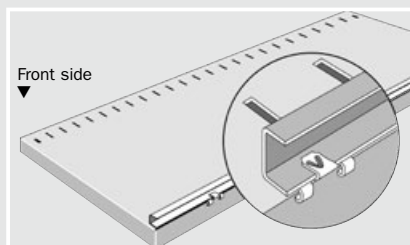
Item	Shelf depth (mm)	Order no.
SWI 3322	300	146650
SWI 3422	400	146660
SWI 3522	500	146670
SWI 3622	600	146680
SWI 3822	800	146690

#### For height 2,490 mm

SWI 3325	300	146150
SWI 3425	400	146160
SWI 3525	500	146170
SWI 3625	600	146180
SWI 3825	800	146190

#### For height 2,967 mm

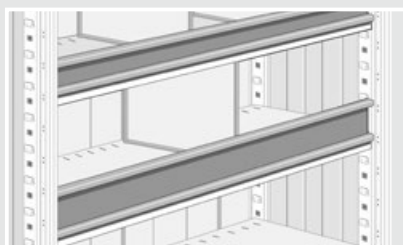
SWI 3330	300	146200
SWI 3430	400	146210
SWI 3530	500	146220
SWI 3630	600	146230
SWI 3830	800	146240



### End stop

Sheet steel, galvanized. Prevent containers, for example, from being pushed through, include 3 clips.

Item	Field length (mm)	Order no.
DSL 4102	994	27990
DSL 9131	1,282	38190



### Bin fronts

Sheet steel, galvanized, for storing loose small parts. Particularly suitable in conjunction with divider, medium, rear and side walls.

Item	Field length (mm)	Strip height (mm)	Order no.
VL 4001	994	40	27760
VL 4000		85	27750
VL 9001	1,282	40	37850
VL 9000		85	37860

### U-profile strips

When constructing shelving systems, we recommend U-profile strips when using sheet steel central and rear walls (RWI/RWA type).

#### U-profile strips, single

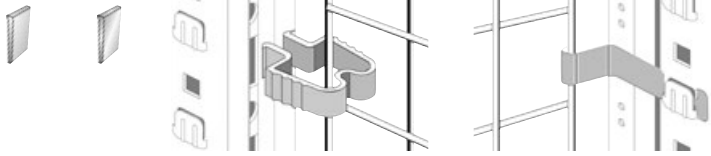
As an installation aid at the bottom or as a top piece.

Item	for field length (mm)	Order no.
RWUE 3100	994	6623182
RWUE 3130	1,282	6623184

Order no. = on stock

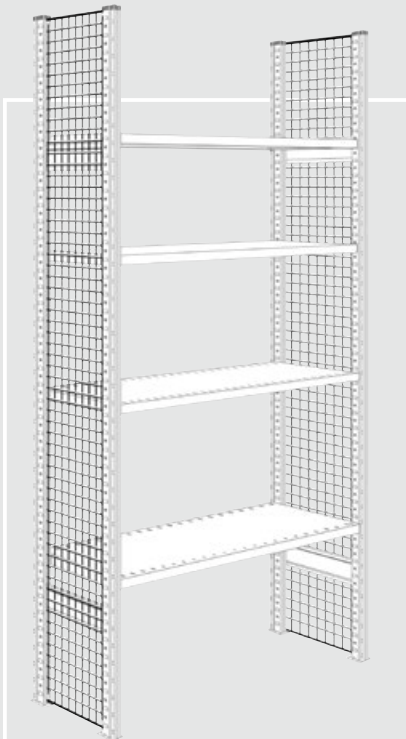
# Accessories

GALVANIZED BRIGHT SILVER



Mesh side wall fastening

Mesh back panel fastening



## Mesh side walls

Steel wire, painted bright silver. The walls are attached to the uprights using clips. Incl. fixing kit.

### For height 2,278 mm

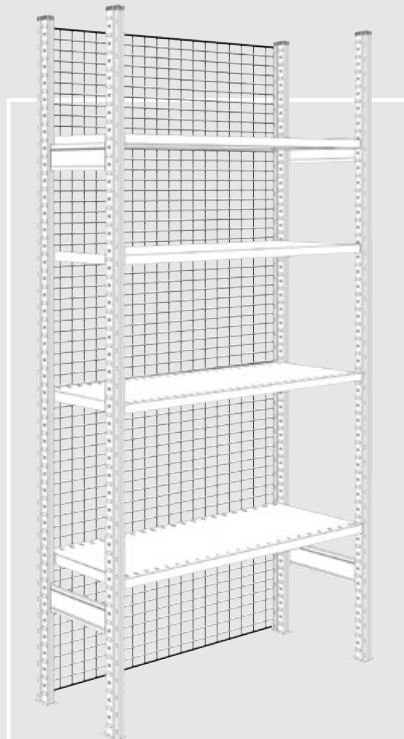
Item	Shelf depth (mm)	Order no.
SWG 3322	300	146740
SWG 3422	400	146750
SWG 3522	500	146760
SWG 3622	600	146770
SWG 3822	800	146780

### For height 2,490 mm

SWG 3325	300	146350
SWG 3425	400	146360
SWG 3525	500	146370
SWG 3625	600	146380
SWG 3825	800	146390

### For height 2,967 mm, 2-piece

SWG 3330	300	146400
SWG 3430	400	146410
SWG 3530	500	146420
SWG 3630	600	146430
SWG 3830	800	146440



## Mesh back panels


Steel wire, painted bright silver. The walls are attached to the cams using retaining springs. Incl. fixing kit.

### For field length 994 mm

Item	Height (mm)	Order no.
RWG 31022	2,278	146790
RWG 31025	2,490	146580
RWG 31030	2,967/pair	146590

### For field length 1,282 mm

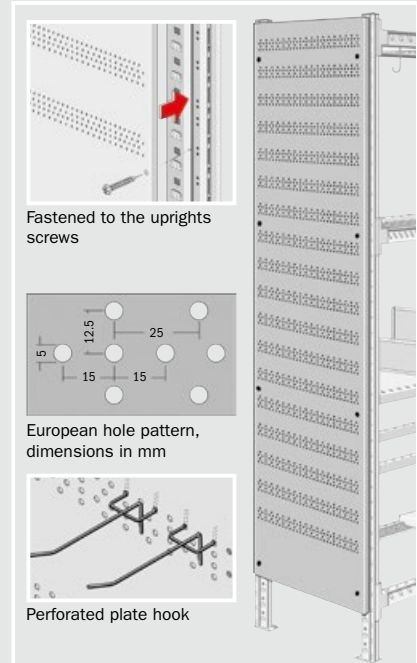
RWG 31322	2,278	146800
RWG 31325	2,490	146610
RWG 31330	2,967/pair	146620



## Plinth rails

Sheet steel, galvanized. Covers the space between the shelf fitted onto the first cam and the floor.

Item	Field length (mm)	Order no.
SO 7102	994	28860
SO 7132	1,282	28900



Fastened to the uprights screws

European hole pattern, dimensions in mm

Perforated plate hook

## Outer side walls, perforated

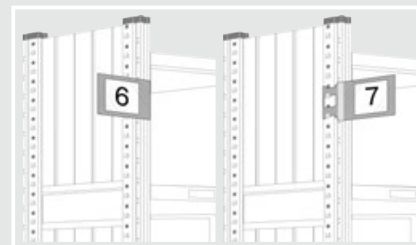
Sheet steel, galvanized.

### Height 2,000 mm

Item	Shelf depth (mm)	Order no.
SWA 3420	400	146260
SWA 3520	500	146270
SWA 3620	600	146280

### Perforated plate hook

LPH 100		26790
---------	--	-------



Angled version

Straight version

## Aisle signage

For longitudinal and lateral labeling, with transparent film and removable labels. 1 PU = 10 pieces

Item	Type	Order no.
GBQ	straight version	145720
GBL	angled version	145730



## U-profile strips, doubled

As a connecting element for wall elements above each other.

Item	for field length (mm)	Order no.
RWUD 3100	994	6623180
RWUD 3130	1,282	6623181

Boxes / containers

Modular shelving

Longspan racking

Pallet racking

Cantilever racking

Mezzanines / platforms

On-line shelving / KDR shelving

Semi-automated solutions

Logistics systems

Appendix



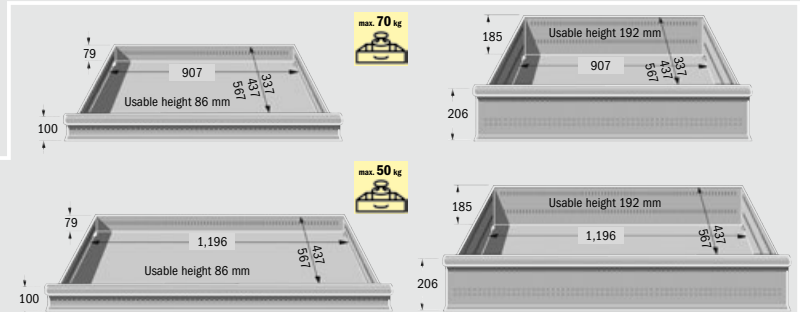
# Drawers and accessories



Drawer side panels with and without lock

### ► Stability with drawers

As per the guidelines for storage facilities and equipment BGR 234, special securing between the racks or to suitable parts of the building structure, for example, must be carried out in order to guarantee the stability when drawers are used without safety brakes



### Drawers for field length 994/1,282 mm

Sheet steel, painted bright silver. Drawers can be combined with two-wing doors.

### Drawer side panels

Cover the spaces between the uprights and drawers. Attached using cross-head screws on the left and right of the drawer front.

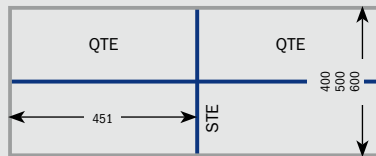
Delivered as a set for 1 drawer.

Item	For cover panel height (mm)	Type	Order no.
SBS-ESCH 4100	100	with 1 lock	29720
SBL-ESCH 4100		without lock	28260
SBS-ESCH 4200	206	with 1 lock	29730
SBL-ESCH 4200		without lock	28270

Item	Cover panel height (mm)	for field length (mm)	for shelf depth (mm)	Usable depth (mm)	Load max. (kg)	Order no.
ESCH 4410	100	994	400	337	70	26680
ESCH 4510		994	500	437	70	27951
ESCH 4610		994	600	567	70	27971
ESCH 9510		1,282	500	437	50	170940
ESCH 9610		1,282	600	567	50	170950
ESCH 4420	206	994	400	337	70	26690
ESCH 4520		994	500	437	70	27961
ESCH 4620		994	600	567	70	27981
ESCH 9520		1,282	500	437	50	170960
ESCH 9620		1,282	600	567	50	170970

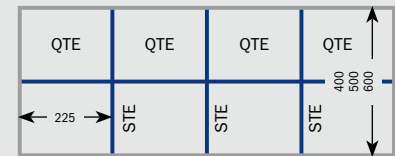
### Drawer dividers and crosswise partitioning

Pushed into plastic brackets connected to the rows of holes for the drawer front and side walls. For compartment widths 451, 225 and 112 mm, the compartment depths can be freely configured using adjustable crosswise dividers. Without crosswise dividers, the full drawer depth can be used, enabling individual compartment lengths.



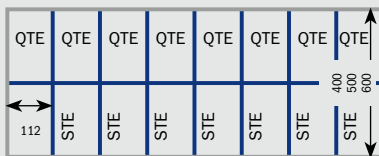
**Quarter division, 1x STE and 2x QTE**

Item	for drawer	Order no.
SE 4121	ESCH 4410	29742
SE 4122	ESCH 4420	29752
SE 5121	ESCH 4510	29740
SE 5122	ESCH 4520	29750
SE 6121	ESCH 4610	29741
SE 6122	ESCH 4620	29751




**Eighth division, 3x STE and 4x QTE**

Item	for drawer	Order no.
SE 4141	ESCH 4410	29762
SE 4142	ESCH 4420	29772
SE 5141	ESCH 4510	29760
SE 5142	ESCH 4520	29770
SE 6141	ESCH 4610	29761
SE 6142	ESCH 4620	29771



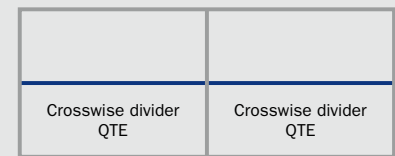
**Sixteenth division, 7x STE and 8x QTE**

Item	for drawer	Order no.
SE 4181	ESCH 4410	29782
SE 4182	ESCH 4420	29792
SE 5181	ESCH 4510	29780
SE 5182	ESCH 4520	29790
SE 6181	ESCH 4610	29781
SE 6182	ESCH 4620	29791



**Lengthwise dividers**

Item	Cover panel height (mm)	Order no.
STE 4010	100	26660
STE 4020	206	26670
STE 5010	100	29880
STE 5020	206	29881
STE 6010	100	29882
STE 6020	206	29883
QTE/STE	Divider holder	6000349



**Crosswise dividers**

Item	Division	Cover panel height (mm)	Order no.
QTE 1210	1/2	100	29860
QTE 1220	1/2	206	29861
QTE 1410	1/4	100	29862
QTE 1420	1/4	206	29863
QTE 1810	1/8	100	29864
QTE 1820	1/8	206	29865

Order no. = on stock



BLUE BRIGHT SILVER




Pull-out shelves  
Wing doors  
Drawers

**Two-wing doors**

When 40 mm high shelves are used, the bottom shelf must always be 30 mm high. The rear and side walls must be ordered separately when retrofitting

# Pull-out shelves, drawer dividers and wing doors



**Combination A**

**Only for drawer ESCH 4510.**

12 lengthwise dividers W 46.5 mm and 30 crosswise dividers; 4 lengthwise dividers W 93 mm and 10 crosswise dividers.

Item	Shelf depth (mm)	Division height (mm)	Order no.
SUW 5003 A	500	36	35220
SUW 5006 A	500	66	35221



**Combination B**

**Only for drawer ESCH 4510.**

6 lengthwise dividers W 46.5 mm and 24 crosswise dividers; 3 lengthwise dividers W 93 mm and 12 crosswise dividers; 2 lengthwise dividers W 186 mm and 4 crosswise dividers.

Item	Shelf depth (mm)	Division height (mm)	Order no.
SUW 5003 B	500	36	35230
SUW 5006 B	500	66	35231



**Combination C**

**Only for drawer ESCH 4510.**

10 lengthwise dividers W 93 mm and 20 crosswise dividers.

Item	Shelf depth (mm)	Division height (mm)	Order no.
SUW 5003 C	500	36	35240
SUW 5006 C	500	66	35241



**Insert boxes**

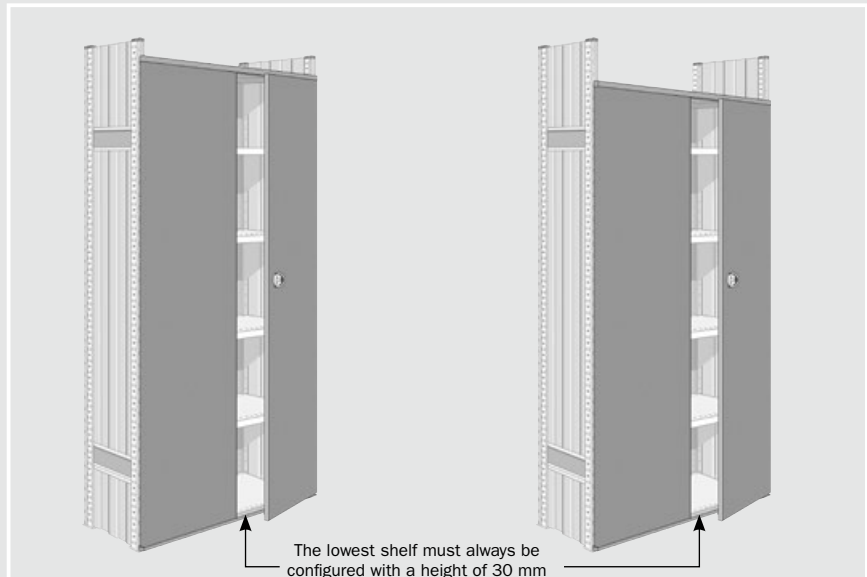
Polystyrene, blue, with labeling handle.  
Pieces per unit:  
EK 1: 58 pcs.; EK 2: 80 pcs.;  
EK 3: 120 pcs.; EK 111-N: 48 pcs.

Item	L x W x H (mm)	Order no.
EK 1	180 x 96 x 60	1134
EK 2	90 x 96 x 60	1144
EK 3	90 x 48 x 60	1154
EK 111-N	137 x 87 x 96	4364

**Insert boxes – complete range**

**Only for drawer ESCH 4510.**  
10x EK 1, 20x EK 2, 10x EK 3.

SET 2501	12914
----------	-------



**Two-wing door**

For subsequent installation in open shelf fields with field length 994 and 1,282 mm. Height 2,111 mm.

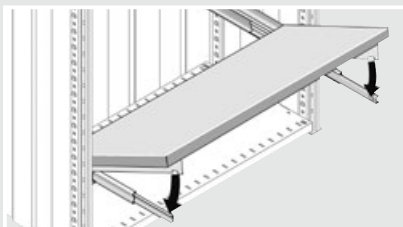
To install the lower door fitting, the lowest shelf must always be 30 mm high.

**The rear and side walls must be ordered separately when retrofitting.**

**Two-wing door for multi-tier installations**

For subsequent installation in open shelf fields with field length 994 and 1,282 mm. Height 1,845 mm.

In multi-tier systems, shortened wing doors must be installed above and below the platform due to technical reasons. A shelf must be fitted at the corresponding height. To install the lower door fitting, the lowest shelf must always be 30 mm high.



**Pull-out shelves**

Sheet steel, painted bright silver. Complete set including accessories. Compartment load: 70 kg (field length 994 mm) and 50 kg (field length 1,282 mm).

Item	Shelf depth (mm)	Field length (mm)	Order no.
AZB 40995	400	994	35800
AZB 41283		1,282	35810
AZB 50995	500	994	35910
AZB 51283		1,282	35930
AZB 60995	600	994	35920
AZB 61283		1,282	35940

Item	for field length (mm)	Order no.
FTR 4001	994	27900
FTR 9001	1,282	17690
BM-FTR-R3	Fixing kit	144980

Item	for field length (mm)	Order no.
FTR-B 4001	994	27910
FTR-B 9001	1,282	17700
BM-FTR-R3	Fixing kit	144980

**Side and rear walls**

page B14

**Additional shelves**

from page B10

Boxes / containers

Modular shelving

Longspan racking

Pallet racking

Cantilever racking

Mezzanines / platforms

On-line shelving / KDR shelving

Semi-automated solutions

Logistics systems

Appendix

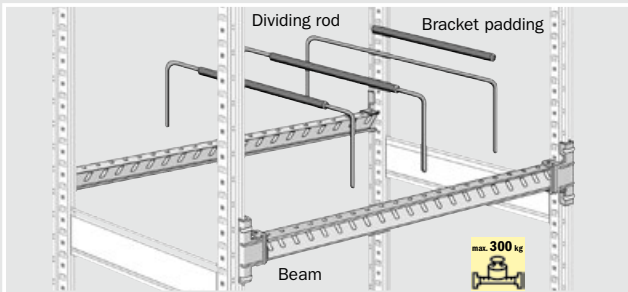


Beams  
Push-in tube  
Push-in holder

Hanging rail set  
Rail support  
Bridging cross beam

# Accessories for storage of bulky parts

► **Beams**  
are used as an alternative to cross braces for longitudinal bracing. At least 2 pairs of traverses are used per rack field and secured against being lifted out using the screws included.



## Beams

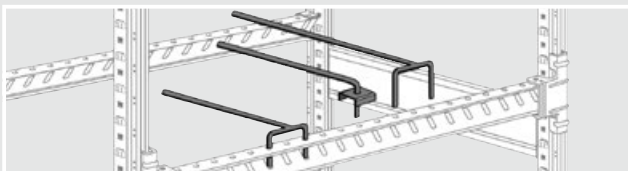
Sheet steel, galvanized. The height of the traverses can be adjusted in 53 mm steps.

Item	Beam length (mm)	Load/pair max. (kg)	Order no.
KTRZ 31036	994	300	147140
KTRZ 31336	1,282	300	147150
KTRZ 32036	2,019	300	147160

## Dividing rods

The KTB brackets serve to divide 800 mm deep shelving fields lengthwise. Height 330 mm.

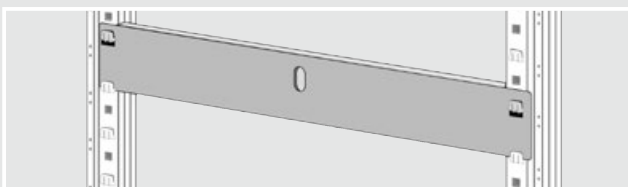
Item	Frame depth (mm)	Order no.
KTB 50	500	159420
KTB 80	800	159430
KTB S	Bracket padding	39640



## Compartment dividers

Can be inserted into the holes in the beams.

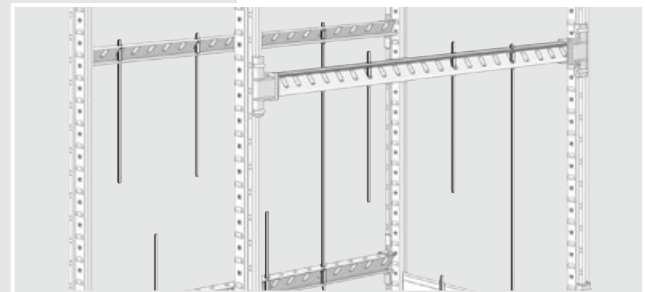
Item	Usable length (mm)	for shelf depth (mm)	Version with	Order no.
APH 340 E	340	400	1 connector	18130
APH 340	340	400	2 connectors	18120
APH 740	740	800	2 connectors	18110



## Rail support

Sheet steel, galvanized. For partitioning fields in upright frames.

Item	For shelf depth (mm)	Order no.
AL 3400	400	147470
AL 3500	500	147770
AL 3600	600	147780
AL 3800	800	147210



## Push-in tubes

Sheet steel, galvanized. The tubes are pushed through the holes in the traverses in and lock in place automatically.

Item	Push-in tube length (mm)	Usable height (mm)	Order no.
KRA 4170	170		159440
KRA 4300	300		159450
KRA 4950	Glass parts holder	894	159460
KRA 4105	Glass parts holder	1,000	159470

## Terodaem protective underlay (not shown)

Self-adhesive, 932 mm length, 2 mm thick.

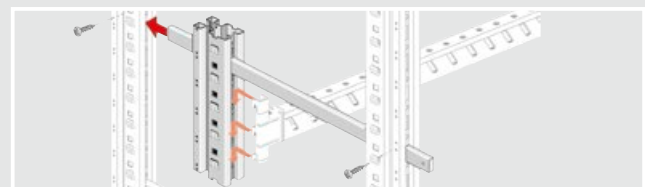
Item	Designation	Order no.
KRT 3102	Terodaem underlay, perforated	147340



## Hanging rail sets

Sheet steel, galvanized. For hanging covers, foot mats, clothing, etc.

Item	L x D (mm)	Order no.
KST 3108	994 x 800	147190
KST 3134	1,282 x 400	147490
KST 3138	1,282 x 800	147200



## Bridging cross beam

Galvanized, for use in shelving frames and bridge fields as a storage option for differently-shaped pieces.

Item	For shelf depth (mm)	Order no.
TRB 3812	800	147170

Order no. = on stock

# Accessories for storage of bulky parts

## Wooden shelves, same height

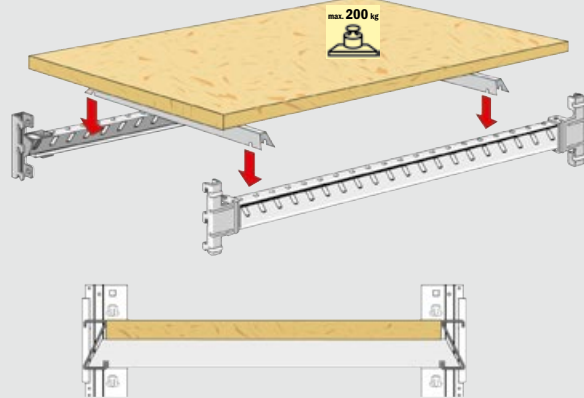
For single and two-space shelves, made of 20 mm chipboard. They are placed on the longitudinal beams via the universal carrier and create a unit with the same height. At the same time, the 20 mm high longitudinal edge of the wooden shelf is protected.

The traverses are not included in the scope of delivery, please order separately (page B18).

Chipboard dimensions

for field length 994 mm: W 985 x T 717 x H 20 mm  
for field length 1,282 mm: W 1,273 x T 717 x H 20 mm

Item	for field length (mm)	Order no.
KRHH 381020	994, incl. 2 universal carriers	94760
KRHH 381320	1,282, incl. 3 universal carriers	94670
UT 8800	Universal carrier, single	94770



## Wooden shelves, recessed

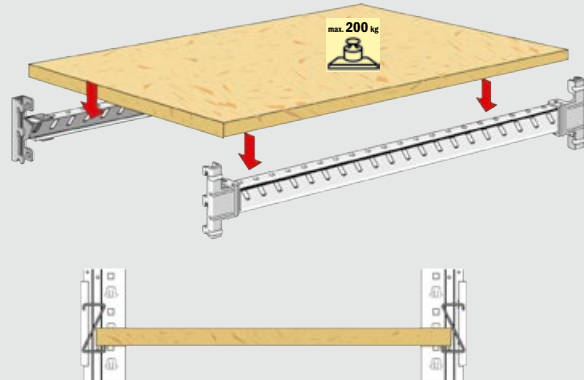
20 mm thick. Used as a stop, inserted into the traverse.

The traverses are not included in the scope of delivery, please order separately (page B18).

Chipboard dimensions

for field length 994 mm: W 985 x T 755 x H 20 mm  
for field length 1,282 mm: W 1,273 x T 755 x H 20 mm

Item	for field length (mm)	Order no.
KRAB 381020	994	94830
KRAB 381320	1,282	94990



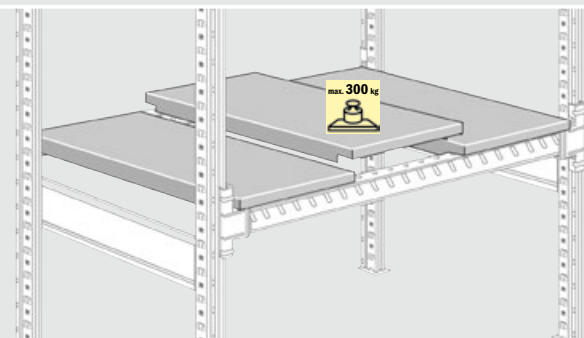
## Sheet steel panels

Galvanized, single or multiple panels can be used to close areas within the shelving.

The traverses are not included in the scope of delivery, please order separately (page B18).

W 328 x D 800 mm.

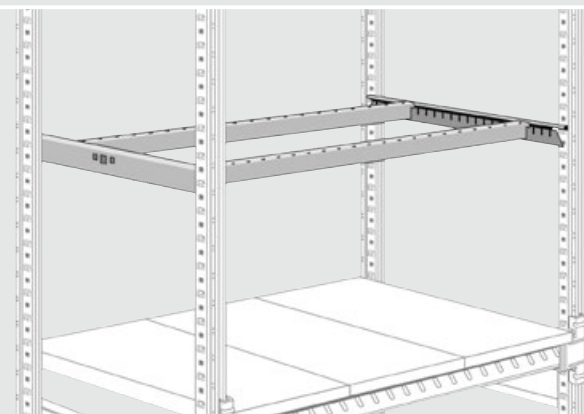
Item	for field length (mm)	Order no.
PA7834	994 (3x for field 994 mm)	29110



## Universal set

The universal set allows the distances between the individual traverses to be configured independently on the rack depth. To this end, two opposite TA 4800 traverse supports are fitted onto the cams on the sides at the same height. These traverse supports have vertical slits. The universal traverses fit into the slots and any number can be attached with freely configurable spacings. The entire system is supplied as universal set, consisting of 2 galvanized TA traverse supports and 2 galvanized UT universal traverses.

Item	Designation	Order no.
US 4100	Universal set, 4-piece, shelf depth 800 mm	26700
UT 4114	Universal traverses, single	26710
KRT 4100	Terodaem underlay, self-adhesive	28220



Boxes / containers

Modular shelving

Longspan racking

Pallet racking

Cantilever racking

Mezzanines / platforms

On-line shelving / KDR shelving

Semi-automated solutions

Logistics systems

Appendix



BRIGHT SILVER



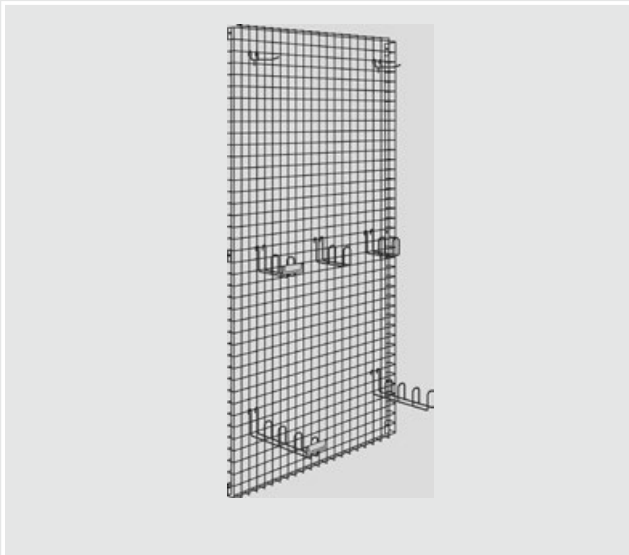
Ornamental parts mesh

GALVANIZED



Long parts hook

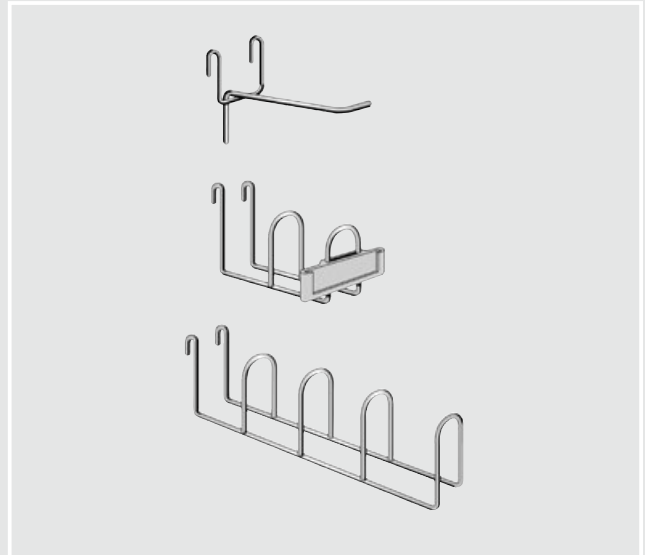
# Panel and long material storage



### Ornamental parts mesh

Made of structural steel mesh, 50 x 50 x 4 mm, painted bright silver. Incl. fastening clips.

Item	W x H (mm)	Order no.
ZR 210/W	1,055 x 2,050	<b>11380</b>



### Long parts hook

Galvanized steel wire. Hook for storing long parts and ornamental parts, attached to the ornamental parts mesh.

Item	Depth (mm)	Height (mm)	Type	Order no.
ZH 1	100	75	single	<b>11600</b>
ZH 2	160	75	2 center bars	<b>11390</b>
ZH 4	350	75	4 center bars	<b>11410</b>



### Label holder, labels and protective films

Item	Type	L x W (mm)	PU	Order no.
ZE 82	Plastic label frame	85 x 20	1	<b>11420</b>
ZEE	Index cards for ZE 82		100	<b>11930</b>
ZEF	Protective film		100	<b>11940</b>




For more information about panel and long material storage

on request



# Water permeable shelves, shelving for the hazardous goods in storage

**i Project-specific solutions**  
 We implement requirements regarding water and/or light permeability for your project with either perforated or wire mesh shelves.  
 Talk to us!



## Wire mesh shelves

Edge and reinforcements made of galvanized sheet steel with layered, perforated and galvanized wires. Load-bearing capacity up to max. 250 kg. Water permeability of up to 70%, ideal for project-specific fire protection requirements. Very light permeable for well-lit working environments and good air circulation. Powder-coated version on request.

Item	Shelf depth (mm)	L x D x H (mm)	Load (kg)	Order no.
DGB 341010 V	400	994 x 400 x 30	100	51701
DGB 341020 V	400	994 x 400 x 30	200	51706
DGB 351010 V	500	994 x 500 x 30	100	51702
DGB 351020 V	500	994 x 500 x 30	200	51707
DGB 361010 V	600	994 x 600 x 30	100	51703
DGB 361020 V	600	994 x 600 x 30	200	51708
DGB 381020 V	800	994 x 800 x 30	200	51709
DGB 341315 V	400	1,282 x 400 x 30	150	51711
DGB 341325 V	400	1,282 x 400 x 30	250	51716
DGB 351315 V	500	1,282 x 500 x 30	150	51712
DGB 351325 V	500	1,282 x 500 x 30	250	51717
DGB 361315 V	600	1,282 x 600 x 30	150	51713
DGB 361325 V	600	1,282 x 600 x 30	250	51718
DGB 381325 V	800	1,282 x 800 x 30	250	51719

Minimum order quantity: 1,000 pieces



## Hazardous materials storage system

Shelving with drip trays and grated shelves for the storage of water-polluting substances as per WHG and combustible materials as per the Ordinance on Industrial Safety and Health (BetrSichV) along with substances of positive liquid list as per DIN 6601. The hazardous goods rack can only be equipped with grated shelves and drip trays. Other accessories from the R 3000 system cannot be used.

The drip tray is attached securely to the lowest shelf level, installed in accordance with the following testing principles:

- Construction rules list A, Part 1, serial no. 15.22, edition 2002/2 from the German Institute for Building Technology
- Ordinance on Installations for the Handling of Substances Hazardous to Water (VAWS)
- Water Resources Act (WHG) section 19h in combination with the Ordinance on Installations for the Handling of Substances Hazardous to Water (VAWS)
- Directive regarding the Requirements for Collecting Trays made of Steel (StawaR)
- DIN 6600, DIN 6601, DIN 6625

Above-ground collecting trays made of sheet steel S 350 GD, liquid-tight welded, suitable for materials with a density of max. 1,000 kg/m<sup>3</sup>. A corresponding test certificate from RWT has been issued. Compliance with the guidelines as documented by the type plate of the tray.

## Drip trays

Item	Shelf depth (mm)	L x D x H (mm)	Collection vol. (l)	Order no.
OAW 4400	400	1,020/970 x 390 x 120/127	30	97990
OAW 4500	500	1,020/970 x 490 x 120/127	38	98150
OAW 4600	600	1,020/970 x 590 x 120/127	46	98160
OAW 4800	800	1,020/970 x 790 x 120/127	60	97970

## Grated shelves

Item	Shelf depth (mm)	L x D x H (mm)	Load (kg)	Order no.
G 4400	400	993 x 345 x 30	200	98190
G 4500	500	993 x 445 x 30	200	98170
G 4600	600	993 x 545 x 30	200	98180
G 4800	800	993 x 745 x 30	200	97980

Order no. = on stock

Boxes / containers

Modular shelving

Longspan racking

Pallet racking

Cantilever racking

Mezzanines / platforms

On-line shelving / KDR shelving

Semi-automated solutions

Logistics systems

Appendix



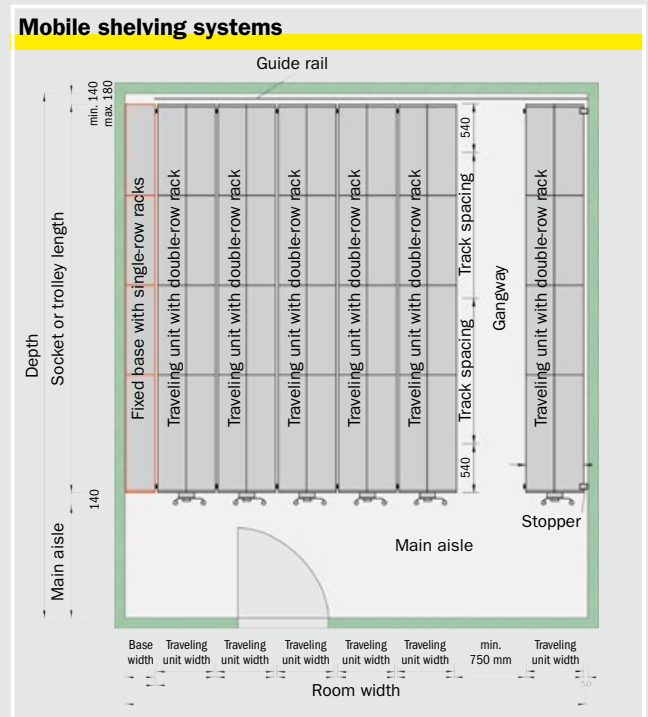
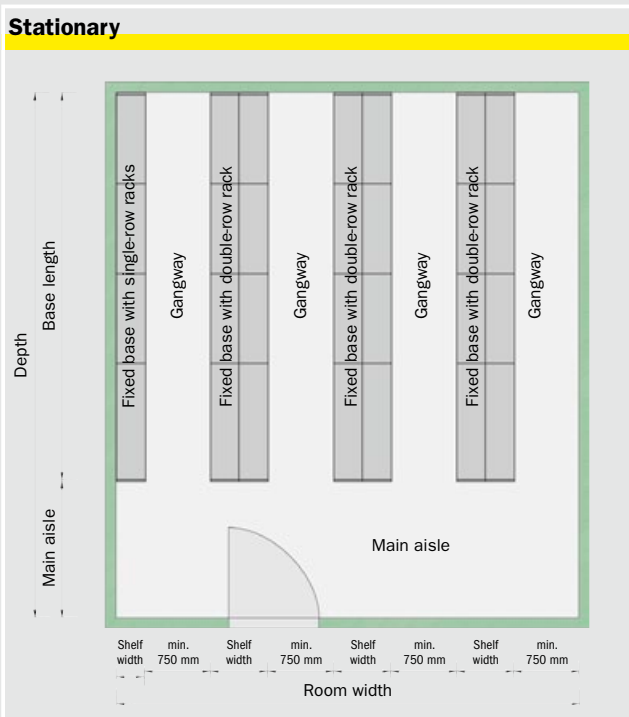
# Compact storage with mobile shelving systems

- ▶ **Compact storage**
- ▶ **Optimum conveying**  
even on critical surfaces
- ▶ **Your benefit:**  
**No risk of tripping**  
due to the use of special undercarriages directly on the existing floor

Conventional storage using fixed shelving requires a gangway between each shelf. This costs valuable storage space. Over the long term, mobile shelving systems are more profitable.

Mobile shelving technology requires only one aisle, as the shelving units are mounted on carriages and can be moved to provide access if needed.

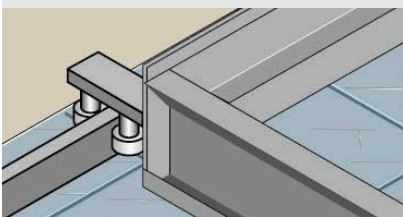
This increases valuable storage space by up to 85% for single-story and more than 100% for multi-tier installations.



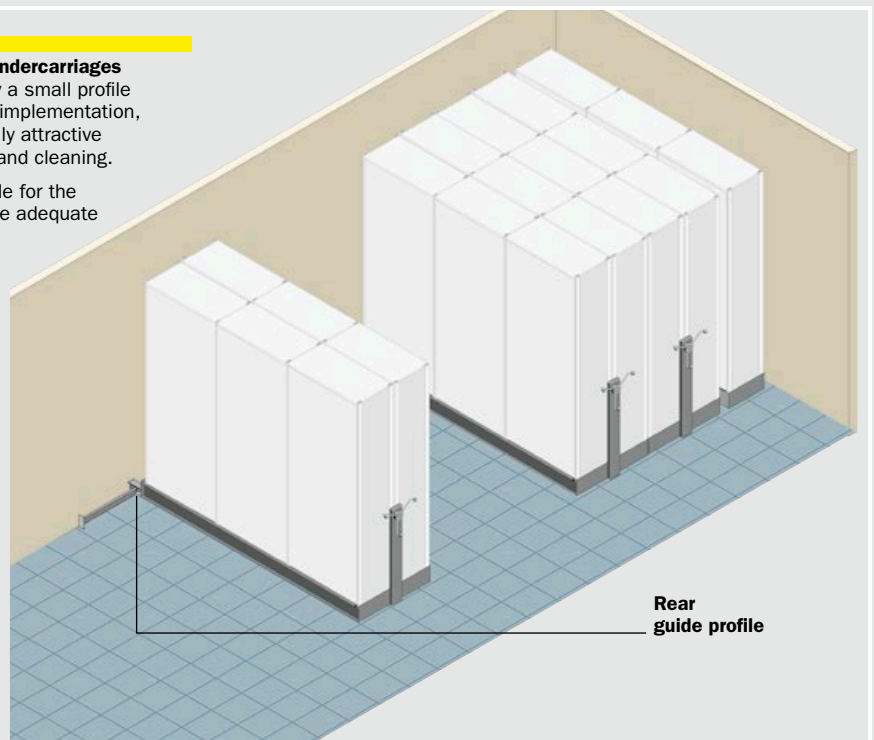
## Rail-free systems with crank drive

These systems move the carriage **using special undercarriages directly on the existing floors**. They are guided by a small profile attached to the rear side. This saves time for the implementation, is especially cost-effective and is also an especially attractive option for modifications (relocations, extensions) and cleaning.

All permanently installed floor surfaces are suitable for the use of SSI SCHAEFER rail-free systems if they have adequate load-bearing capabilities.



Rear guide profile – rail-free version



## ► For storage with

- Shelves
- Wheeled traverses
- Cantilevers

## Mobile shelving systems

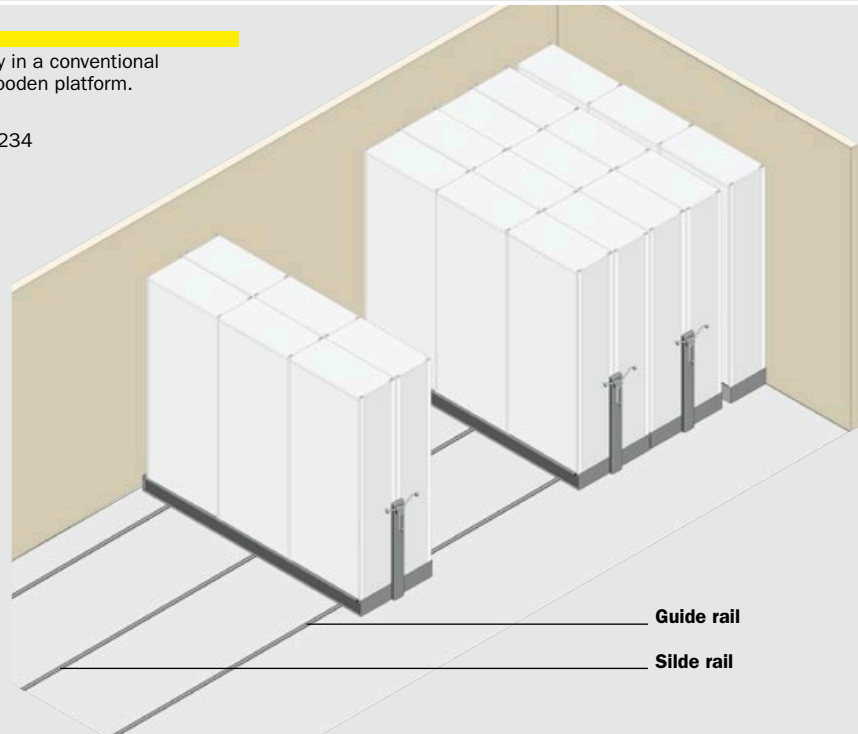
**Rail-guided systems with crank drive**

The traveling units can be moved safely and easily in a conventional manner using rails installed in the floor or on a wooden platform.

- High load
- Up to 5 t payload per traveling unit as per BGR 234
- Easy movement
- Long shelving rows possible
- With tipping protection (optional)



Rail-guided traveling unit

**Electrically movable racks with access control (RFID)**

With the VRL-ELX mobile shelving, the traveling units are moved parallel to each other with a single motor drive. This guarantees fast, secure and efficient work.

Scaling a badge on the operator panel opens the aisles for removal. In addition, the RFID control ensures security, because unauthorized persons do not have access to the system. The individual access privileges can be set for each rack row individually using a PC.

- Up to 16 t payload per traveling unit
- Long shelving rows possible
- With tipping protection
- RFID access control
- Fan function for fire extinguishing and ventilation of stored documents



Simple operation using RFID

Boxes /  
containersModular  
shelvingLongspan  
rackingPallet  
rackingCantilever  
rackingMezzanines /  
platformsOn-line shelving /  
KDR shelvingSemi-automated  
solutionsLogistics  
systems

Appendix

## Wheel storage

Wheel and rim storage is efficient if it is optimally designed for the local conditions. Space-saving, flexible and safe systems are required. Wheel storage systems from SSI SCHAEFER fulfill precisely these criteria.

Storing wheels and rims has never been easier and more practical. The specially shaped wheel and rim traverses simply slot into the pre-assembled upright frames without using screws. In addition, the special shape reinforces the rigidity of the shelving field. The individual levels can be adjusted in 53 : 53 mm steps at any time.


SSI SCHAEFER offers a variety of wheel storage solutions. These include storage next to each other in single and double-depth racks and in sets behind one another in channels.

Page B25 displays the complete shelving systems and their individual parts.

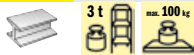
Car dealerships and workshops rely increasingly on complete service concepts to offer their customers added value. This includes services such as storing the customers' tires.

On pages B26 and B27 you will find a solution that could be well suited to your needs. We are happy to advise you – feel free to contact us!

The numerous reference systems speak for themselves. SSI SCHAEFER designs the most economical, technical and ergonomically optimized system based on your specific application and usage.



GALVANIZED



**Upright slots**

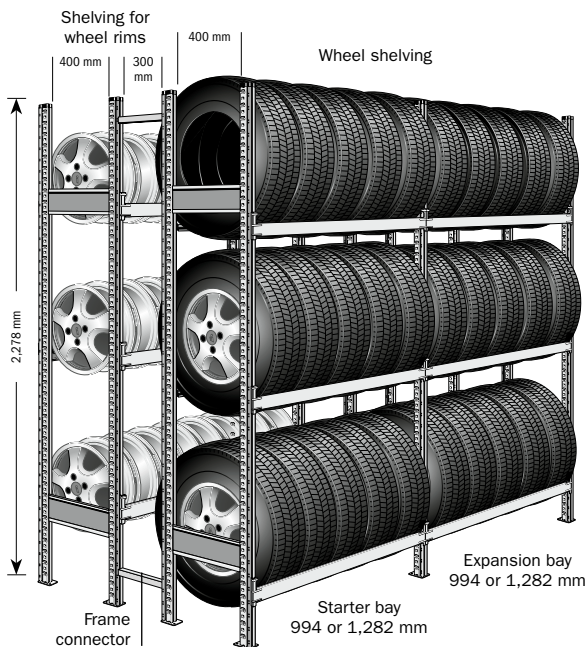
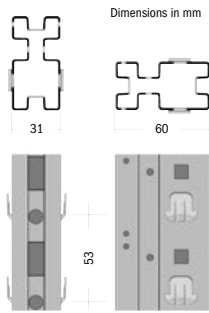
the upright slots enable the tire and rim traverses to be configured and adjusted in a 53 mm grid without the use of screws. This allows the levels to be precisely adjusted to the specific wheel and rim sizes

**Lug pitch**

at the same time, the cam spacing (53 mm grid) enables shelves to be inserted so that the shelving can be used extensively and for a variety of different purposes

**Wheel and rim traverse**

the special traverse profile from SSI SCHAEFER ensures the safe storage of wheels and rims



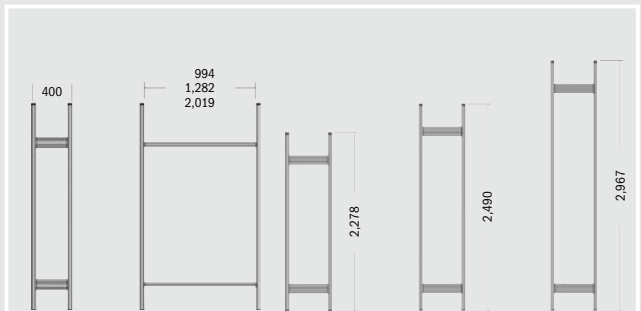
# Wheel storage – complete systems/individual parts

**Wheel and rim complete shelving systems**

For approximately 15 or 18 medium-sized wheels per field. Especially sturdy and flexible bold-free system. Sheet steel, galvanized. Complete units consisting of:

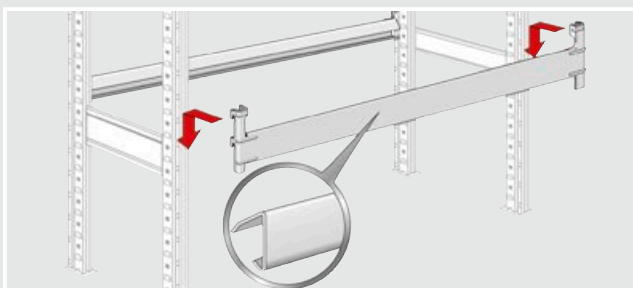
- Starter bay: 2 frames and 6 traverses (equal to 3 storage levels), 2 frame connectors
- Expansion bay: 1 frame and 6 traverses (equal to 3 storage levels), 1 frame connector
- Clear field length: 994/1,282 x H 2,278 x D 400 mm
- Adjusting grid: 53 : 53 mm

Item	Type	Field length (mm)	Order no.
RFR 2210 G	Starter bay	994	147900
RFR 2210 A	Expansion bay	994	147910
RFR 2213 G	Starter bay	1,282	147920
RFR 2213 A	Expansion bay	1,282	147930



**Upright frames, galvanized**

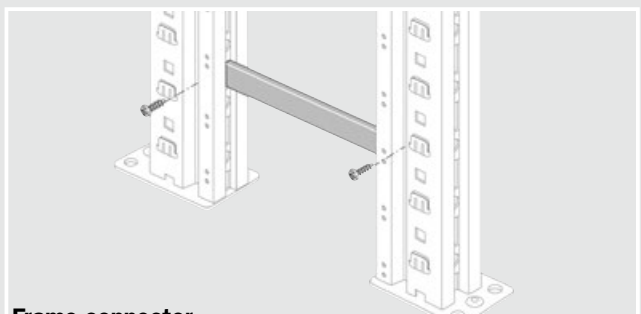
Item	Shelf height (mm)	Shelf depth (mm)	Bay load max. (kg)	Order no.
RR 34322 V	2,278	400	3,000	144760
RR 34325 V	2,490	400	3,000	144060
RR 34330 V	2,967	400	3,000	144110



**Wheel and rim traverses**

Item	Clear field length (mm)	Load/pair max. (kg)	Order no.
RTR 31015	994	100	147220
RTR 31115	1,100	100	6670435
RTR 31315	1,282	100	147230
RTR 31325	1,282	200	147980
RTR 31525	1,506	200	147990
RTR 32025	2,019	200	147240
RTR-VS3400	Torsion bar for clear field length 2,019 mm		6670339

Order no. = on stock



**Frame connector**

Sheet steel, galvanized. For connecting 2 shelving fields in a row. Incl. fixing kit.

Item	For frame distance (mm)	Order no.
RV 3300	300	147120

Boxes / containers

Modular shelving

Longspan racking

Pallet racking

Cantilever racking

Mezzanines / platforms

On-line shelving / KDR shelving

Semi-automated solutions

Logistics systems

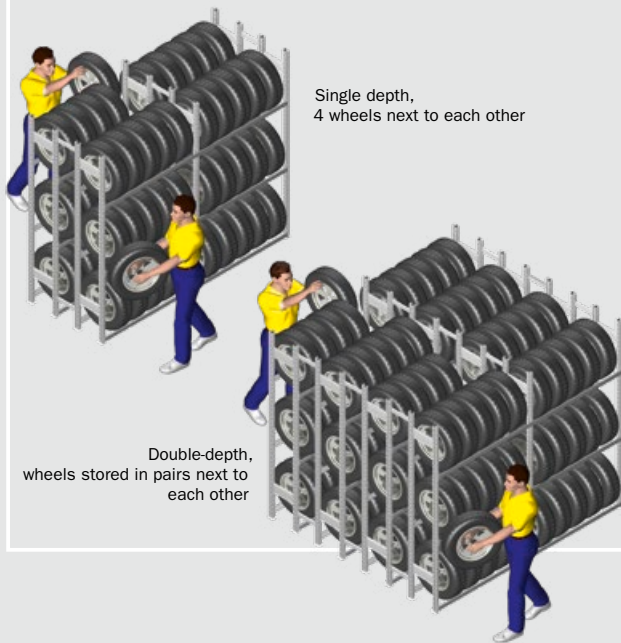
Appendix

# Wheel storage

## Single/double-depth, stationary shelves

The conventional single-depth system stores the four wheels next to each other in a single-depth shelving. Storing the wheels in double-depth pairs is more efficient. In this case, two wheels are stored one behind the other in a shelving.

Single and double-depth shelving systems can also be installed as mobile shelving with manual or electric drives.



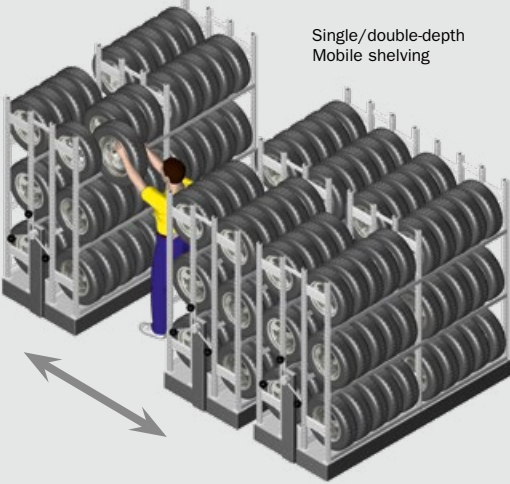
## Four-deep, dynamic shelves

Four-deep, dynamic shelving conveniently provide a cost effective and efficient solution for storing a set of wheels one behind the other in a channel with roller bars where they can also be removed ergonomically.

This method combines dynamic storage technology with conventional shelving. During removal, the wheel at the rear rolls forward on a roller bar into an easily accessible position.



# Wheel storage



Single/double-depth  
Mobile shelving

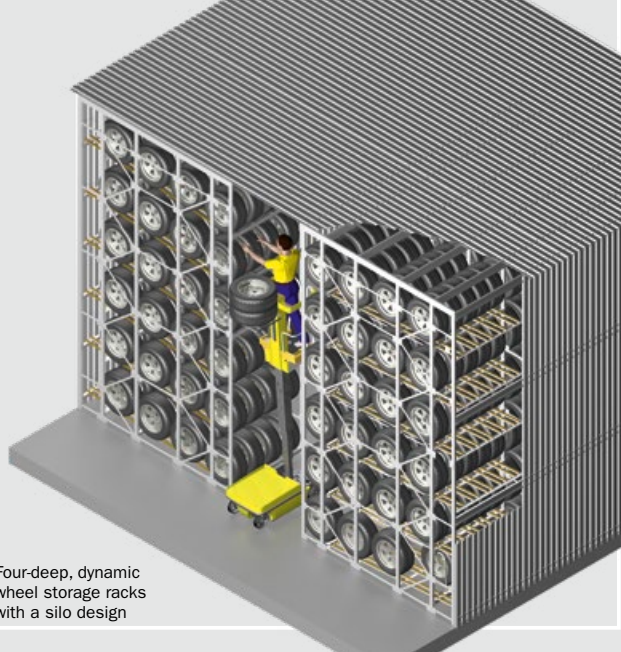
**Wheel storage with mobile shelving systems**

Mobile shelving technology requires only one aisle because the shelving units are mounted on carriages and can be moved to provide access if needed.

This increases valuable storage space by up to 85% for single-story and more than 100% for multi-tier installations.

**Wheel storage using a silo construction**

All stationary systems can also be implemented as integrated building solutions with complete roof and wall cladding (silo construction). SSI SCHAEFER draws on decades of experience in the high bay shelving systems and numerous successful reference projects.



Four-deep, dynamic wheel storage racks with a silo design



- Boxes / containers
- Modular shelving
- Longspan racking
- Pallet racking
- Cantilever racking
- Mezzanines / platforms
- On-line shelving / KDR shelving
- Semi-automated solutions
- Logistics systems
- Appendix



# Compact storage using ...

## New parts storage concepts based on the SSI SCHAEFER Locator System.

Effective storage planning is distinguished by short travel times for people and material. In keeping with the motto "space-saving – fast – flexible and reliable", SSI SCHAEFER has taken parts storage to a new level with the Locator System. This concept provides capabilities that were once reserved for state-of-the-art logistics centers.

### The principle:

These parts are stored on the basis of their size and weight as well as the current inventory. Special characteristics such as hazardous substances, water, sensitivity and value are taken into account as is the movement data of the article.

**The Locator System assigns every article a suitable storage location with a fixed address on the basis of the specified characteristics.**

## Benefits for facility management

- ▶ Up to 50% space savings
- ▶ Up to 50% lower operating costs (energy and maintenance)





## Operational benefits

- ▶ **Up to 70% shorter paths**  
when picking orders = order picking work
- ▶ **Up to 50% shorter paths**  
when putting goods into storage
- ▶ **Up to 70% faster storage**



### The result:

The consistent compartment allocation determines the space reserves in advance. This results in significantly better space usage for small and middle-sized parts in comparison to conventional systems. This provides storage area and space savings **of up to 50%**.

The storage locations always have optimized paths based on the turnover, further reducing the already short paths. This also shortens the travel time for both storage and order picking **by more than 70%**.

Another advantage is that **searching is eliminated**. The part is located where it is registered in the EDP system. Parts can be found by anyone, even without special expertise.



## ... SSI SCHAEFER Locator System

Boxes /  
containersModular  
shelvingLongspan  
rackingPallet  
rackingCantilever  
rackingMezzanines /  
platformsOn-line shelving /  
KDR shelvingSemi-automated  
solutionsLogistics  
systems

Appendix



# R 7000 – the versatile shelving system



The R 7000 modular shelving is an advanced frame system that enables the completely free design of the shelving fields. It is easy to assemble and suitable for a wide range of warehouse tasks due to its diverse accessories.

Freely positionable shelves or traverses enable variable compartment heights that can be flexibly adapted to the size of the storage goods.

Available with the field lengths 995 and 1,283 mm, the shelvings are designed for bay loads of up to 6,000 kg. As a consequence, R 7000 modular shelvings are ideal for constructing free-standing high bay racking systems with storage and retrieval devicery or for multi-tier installations with accessible platforms and high compartment loads.



Boxes / containers

Modular shelving

Longspan racking

Pallet racking

Cantilever racking

Mezzanines / platforms

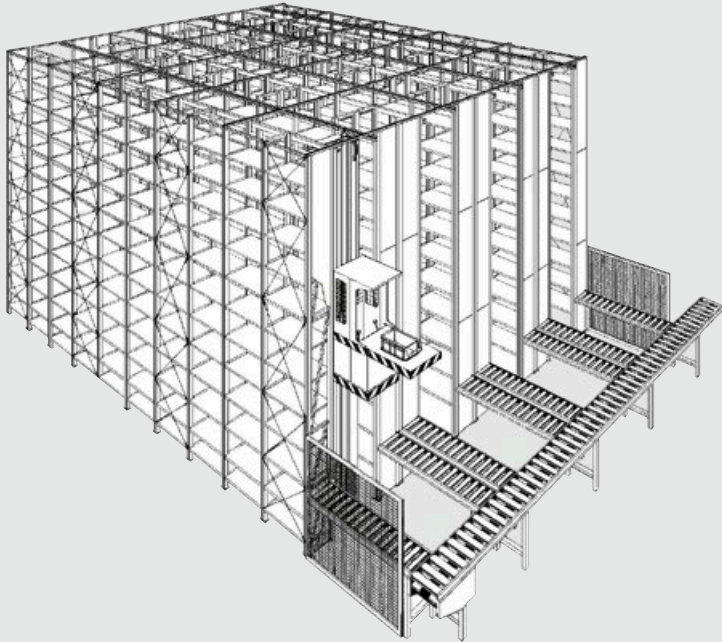
On-line shelving / KDR shelving

Semi-automated solutions

Logistics systems

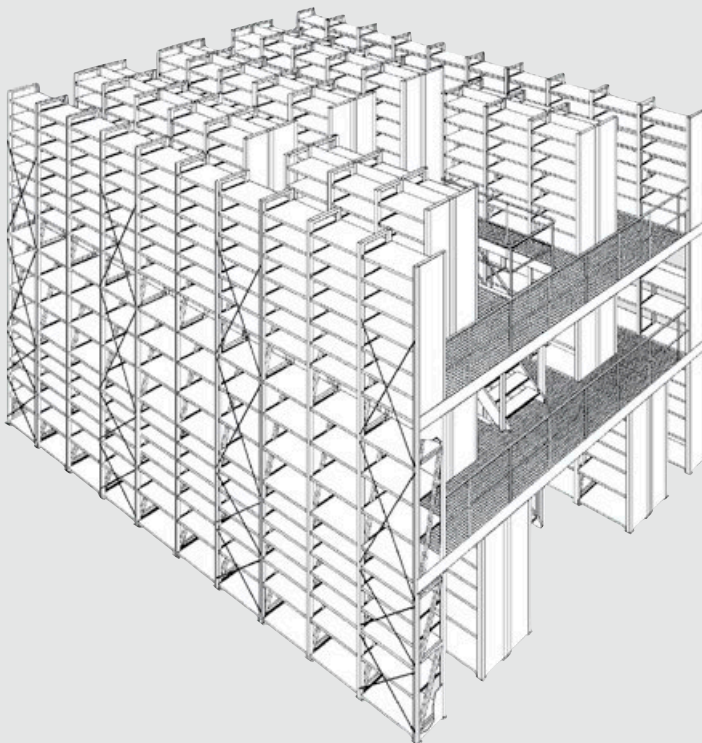
Appendix

# High bay storage and multi-tier installations



The R 7000 as high bay storage connected to a transport system

## **i** Up to 5 stories high



The R 7000 as a three-story walk-in modular shelving system



- ▶ **Bold-free system**  
for high bay storage with 53 mm steps
- ▶ **Frame system**  
2 field lengths, 4 shelf depths, various story heights
- ▶ **Rapid assembly**  
due to precisely prefabricated components
- ▶ **High loading capacity of up to 6,000 kg per field**
- ▶ **Extensive range of accessories**
- ▶ **High bay storage facilities and multi-tier installations can be constructed**

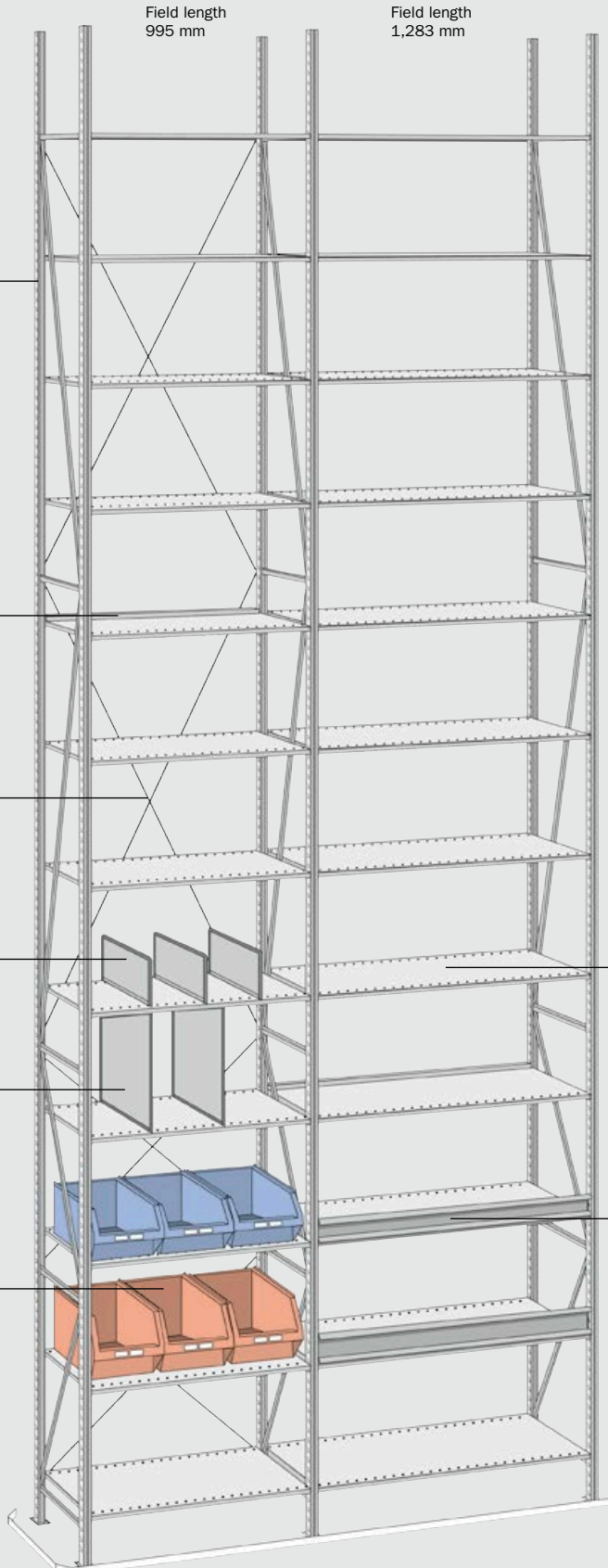

The R 7000 complies with the guidelines for storage facilities and equipment defined by the trade association. As such, it is certified with the GS mark.



# The equipment



► **R 7000 on-line shelving**  
from page **G6**



**Also available:**

**Mesh rear and side walls** (not shown)  
Page **B38 – B39**

**Panel rear and side walls** (not shown)  
Page **B38**

**Horizontal braces** (not shown)  
Page **B36**

**Shelves**  
Page **B35**

**Bin fronts**  
Page **B39**

**Upright frames**  
Page **B34**

**End stop**  
Page **B36**

**Cross braces for stabilization**  
Page **B34**

**Free-standing dividers**  
Page **B37**

**Full-height dividers**  
Page **B37**

**Semi-open front storage containers**  
Chapter **A**,  
from page **A2**



GALVANIZED

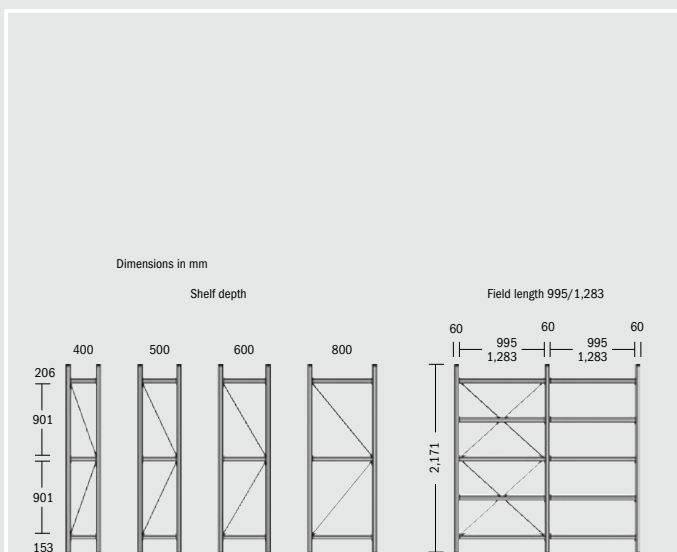
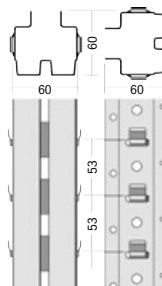


# The upright frame system

## Upright profiles and depth struts pre-assembled at the factory

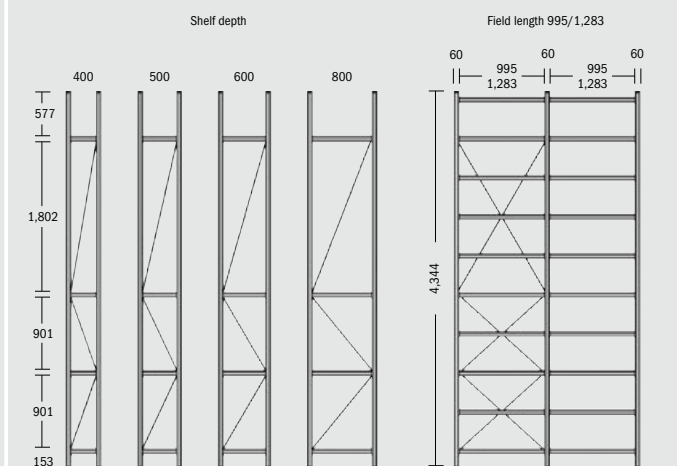
Pre-assembled upright frames are folded up for space-saving transport

## Cam grid: 53 : 53 mm



## Upright frame, height 2,171 mm, galvanized

Item	Height (mm)	Shelf depth (mm)	Bay load max. (kg)	Order no.
RR 7442	2,171	400	4,000	28290
RR 7542		500	4,000	28390
RR 7642		600	4,000	28490
RR 7842		800	4,000	28590



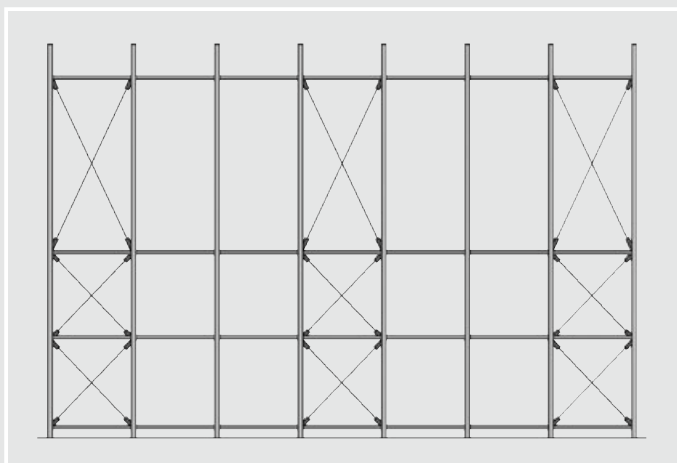
## Upright frame, height 4,344 mm, galvanized

Item	Height (mm)	Shelf depth (mm)	Bay load max. (kg)	Order no.
RR 7444	4,344	400	4,000	28300
RR 7544		500	4,000	28400
RR 7644		600	4,000	28500
RR 7844		800	4,000	28600
RR 7454	4,344	400	5,000	28310
RR 7554		500	5,000	28410
RR 7654		600	5,000	28510
RR 7854		800	5,000	28610
RR 7464	4,344	400	6,000	28320
RR 7564		500	6,000	28420
RR 7664		600	6,000	28520
RR 7864		800	6,000	28620



## Further heights

on request



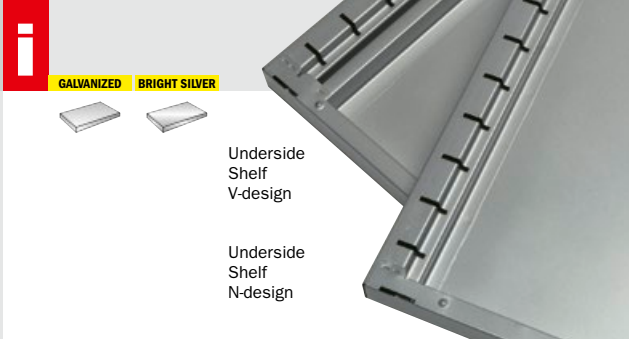
## Cross braces

A cross brace must be fitted onto the back of the first and every other third field to stabilize the shelvings. Shelves should be inserted in the vicinity of the node points and secured against accidental removal with anti-lifting devices.

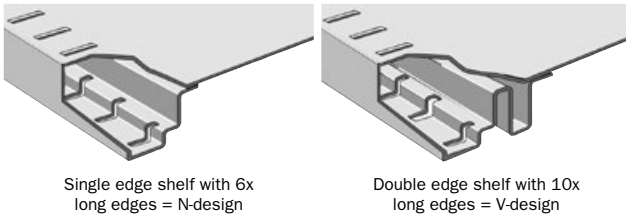
Item	Field height (mm)	Field length (mm)	Order no.
KV 7109	901	995	28700
KV 7118	1,802	995	28710
KV 7131	901	1,283	28740
KV 7132	1,802	1,283	28750

Order no. = on stock

# Shelves



► **Shelves**  
sheet steel, alternatively painted bright silver or galvanized, 30 mm high. For the dividing the shelving fields into compartments of any desired height. With rows of slots at the front and rear for fitting dividers, slot spacing 41 mm. Offset arrangements of independent compartment heights are possible in double-row shelving



## Shelves for field length 995 mm, height 30 mm

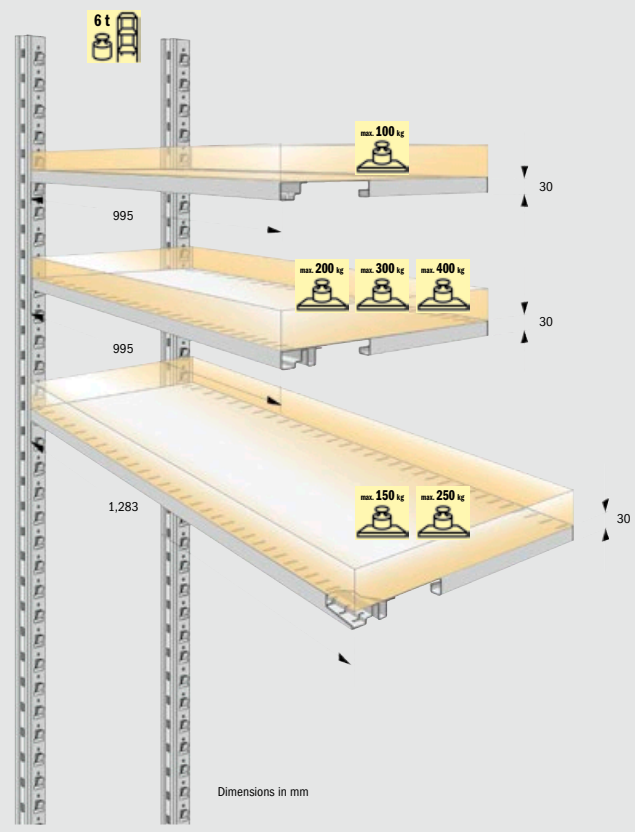
Sheet steel, painted bright silver or galvanized.

Item	Shelf depth (mm)	Base load max. (kg)	Lip design	Surface	Order no.
ZB 4413 V	400	100	N	Galvanized	27012
ZB 4413 L		100	N	Painted	27010
ZB 4423 V		200	V	Galvanized	27022
ZB 4423 L		200	V	Painted	27020
ZB 4513 V	500	100	N	Galvanized	27032
ZB 4513 L		100	N	Painted	27030
ZB 4523 V		200	V	Galvanized	27042
ZB 4523 L		200	V	Painted	27040
ZB 4533 V		300	V	Galvanized	27052
ZB 4533 L		300	V	Painted	27050
ZB 4543 V		400	V	Galvanized	27062
ZB 4543 L		400	V	Painted	27060
ZB 4613 V	600	100	N	Galvanized	27072
ZB 4613 L		100	N	Painted	27070
ZB 4623 V		200	V	Galvanized	27082
ZB 4623 L		200	V	Painted	27080
ZB 4633 V		300	V	Galvanized	27092
ZB 4633 L		300	V	Painted	27090
ZB 4643 V		400	V	Galvanized	27102
ZB 4643 L		400	V	Painted	27100
ZB 4823 V	800	200	V	Galvanized	27172
ZB 4823 L		200	V	Painted	27170
ZB 4843 V		400	V	Galvanized	27192
ZB 4843 L		400	V	Painted	27190

## Shelves for field length 1,283 mm, height 30 mm

Sheet steel, painted bright silver or galvanized.

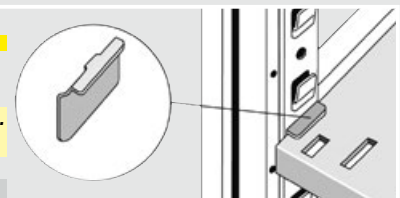
ZB 9415 V	400	150	V	Galvanized	38102
ZB 9415 L		150	V	Painted	38100
ZB 9515 V	500	150	V	Galvanized	38112
ZB 9515 L		150	V	Painted	38110
ZB 9525 V		250	V	Galvanized	38122
ZB 9525 L		250	V	Painted	38120
ZB 9615 V	600	150	V	Galvanized	38132
ZB 9615 L		150	V	Painted	38130
ZB 9625 V		250	V	Galvanized	38142
ZB 9625 L		250	V	Painted	38140
ZB 9825 V	800	250	V	Galvanized	38282
ZB 9825 L		250	V	Painted	38280



### Anti-lifting devices

For shelves.  
1 set = 4 pieces

Item **AS 7000**   Order no. **28730**



Boxes / containers

Modular shelving

Longspan racking

Pallet racking

Cantilever racking

Mezzanines / platforms

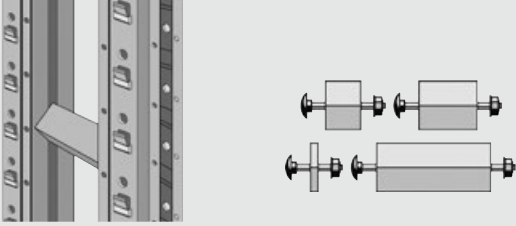
On-line shelving / KDR shelving

Semi-automated solutions

Logistics systems

Appendix

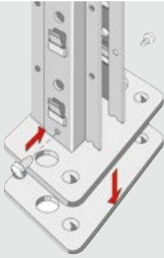
# Shelf elements and accessories



**Frame connector**

Screw, nut and sleeve. Connect the frames from two shelving rows with 6, 30, 50 or 100 mm distance.

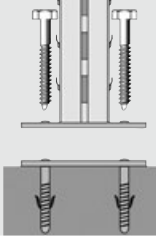
Item	Frame distance (mm)	Order no.
RV 7006	6	29290
RV 7030	30	29220
RV 7050	50	29340
RV 7100	100	29230



**Shim plates**

Sheet steel, galvanized. To compensate for slightly uneven ground surfaces.

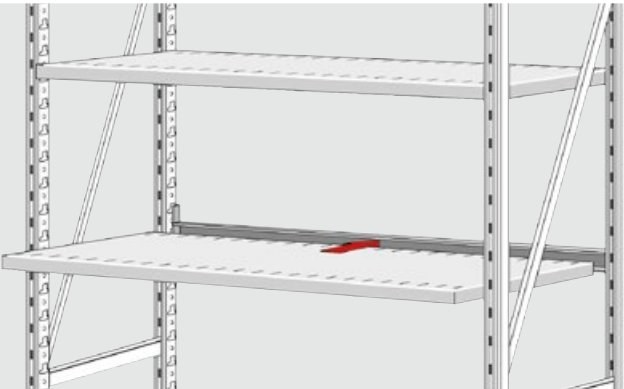
Item	Thickness (mm)	Order no.
UP 7001	1	28980
UP 7002	2	28970
UP 7003	3	28960



**Floor fixing**

For anchoring the racks to the floor. Consists of screws, dowels and U washers.

Item	Order no.
BF 7000	29270



**Horizontal braces**

Sheet steel, painted bright silver. For longitudinal bracing as an alternative to cross braces when cross braces are in the way of pass-throughs on double-row shelvings associations or when single-row shelvings need to be accessed from both sides. Always used with 1 shelf and 2 anti-lifting devices. The interlocking connection with the upright guarantees high rigidity.

Item	Field length (mm)	Order no.
LV 7103	995	28720
LV 7130	1,283	29080



**End stop**

Sheet steel, galvanized. Prevent shelf containers, for example, from being pushed through, including 3 clips.

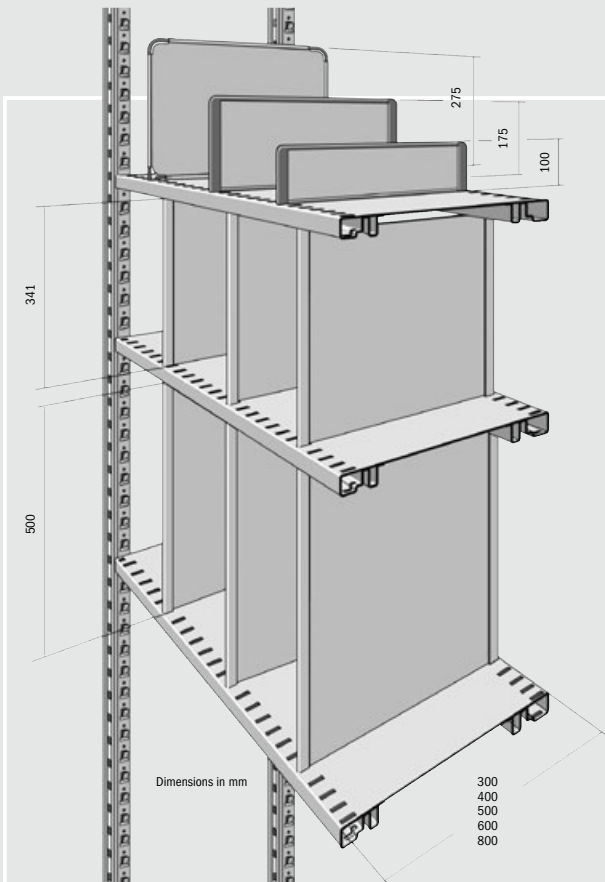
Item	Field length (mm)	Order no.
DSL 4102	995	27990
DSL 9131	1,283	38190







# The installation system



### Full-height dividers for 30 mm high shelves

Sheet steel, galvanized. For 341 mm and 500 mm compartment heights.

Item	Shelf depth (mm)	Divider height (mm)	Version with	Order no.
TR 4440	400	341		27210
TR 4450		500		27240
TR 4540	500	341		27220
TR 4550		500		27250
TR 4640	600	341		27230
TR 4650		500		27260

### Free-standing dividers for 30 mm height shelves

Sheet steel, galvanized. Inserted into the slots of the shelves independently of the compartment height and can be used in combination with bin fronts.

Item	Shelf depth (mm)	Divider height (mm)	Version with	Order no.
TRF-K 4410	400	100	Plastic connectors	27310
TRF-K 4417		175	Plastic connectors	27350
TRF-D 4427		275	Wire connectors	27380
TRF-K 4510	500	100	Plastic connectors	27320
TRF-K 4517		175	Plastic connectors	27360
TRF-D 4527		275	Wire connectors	27390
TRF-K 4610	600	100	Plastic connectors	27330
TRF-K 4617		175	Plastic connectors	27370
TRF-D 4627		275	Wire connectors	27400
TRF-D 4810	800	100	Wire connectors	39650
TRF-D 4817		175	Wire connectors	39660

Partitioning variants using shelves for rack height 2,171 mm

2	1.025	3	601	4	495	5	389	6	230	7	177	8	230	10	177	13	177
								5	341	6	288	7	235	9	182	12	129
		2	712	3	500	4	394	4	341	5	288	6	235	8	182	11	129
								3	341	4	288	5	235	7	182	10	129
1	1.030	2	500	3	394	3	341	2	341	3	288	4	235	6	182	9	129
								2	341	3	288	4	235	5	182	8	129
		1	712	2	394	2	341	1	341	2	288	3	235	4	182	7	129
				1	500	1	394			1	288	2	235	3	182	6	129
												1	235	2	182	5	129
														1	182	4	129
																3	129
																2	129
																1	129

Partitioning variants using shelves for rack height 4,344 mm

4	1.078	6	548	8	548	10	442	12	177	14	124	16	283	20	230	27	124
								11	243	13	288	15	235	19	182	26	129
		5	712	7	500	9	394	10	243	12	288	14	235	18	182	25	129
								9	243	11	288	13	235	17	182	24	129
3	1.030	4	712	6	500	8	394	10	243	12	288	14	235	16	182	23	129
								9	243	11	288	13	235	15	182	22	129
		3	712	5	500	7	394	8	243	10	288	12	235	14	182	21	129
								8	243	9	288	11	235	13	182	20	129
2	1.030	4	712	6	394	8	394	10	243	12	288	14	235	16	182	19	129
								9	243	11	288	13	235	15	182	18	129
		3	712	5	394	7	394	8	243	10	288	12	235	14	182	17	129
								7	243	9	288	11	235	13	182	16	129
1	1.030	4	712	6	394	8	394	10	243	12	288	14	235	16	182	15	129
								9	243	11	288	13	235	15	182	14	129
		3	712	5	394	7	394	8	243	10	288	12	235	14	182	13	129
								7	243	9	288	11	235	13	182	12	129
		2	712	4	394	6	394	8	243	10	288	12	235	14	182	11	129
								7	243	9	288	11	235	13	182	10	129
		2	712	4	394	6	394	8	243	10	288	12	235	14	182	9	129
								7	243	9	288	11	235	13	182	8	129
		2	712	4	394	6	394	8	243	10	288	12	235	14	182	7	129
								7	243	9	288	11	235	13	182	6	129
		2	712	4	394	6	394	8	243	10	288	12	235	14	182	5	129
								7	243	9	288	11	235	13	182	4	129
		2	712	4	394	6	394	8	243	10	288	12	235	14	182	3	129
								7	243	9	288	11	235	13	182	2	129
		2	712	4	394	6	394	8	243	10	288	12	235	14	182	1	129
								7	243	9	288	11	235	13	182		

Order no. = on stock

Boxes / containers

Modular shelving

Longspan racking

Pallet racking

Cantilever racking

Mezzanines / platforms

On-line shelving / KDR shelving

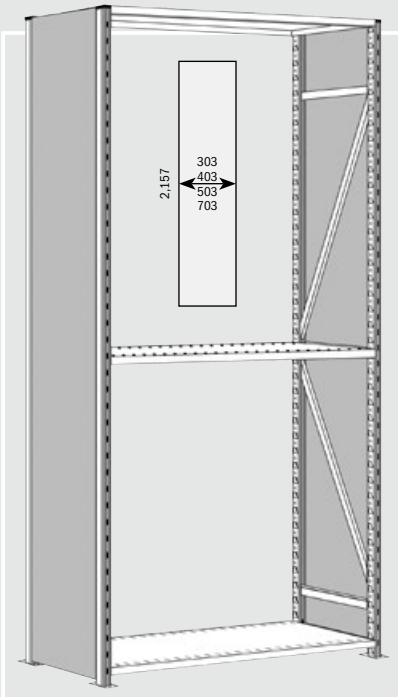
Semi-automated solutions

Logistics systems

Appendix



# Accessories

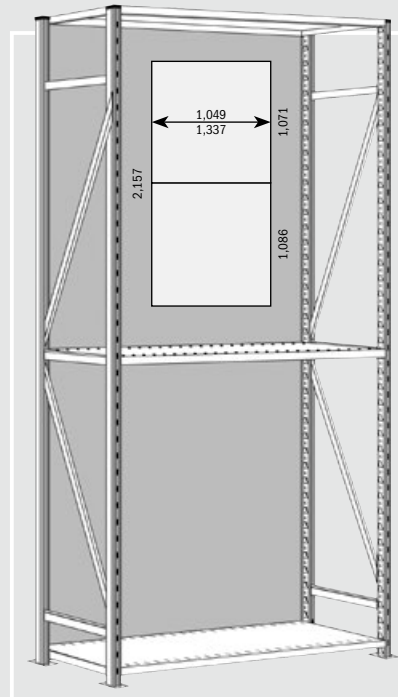


### Sheet steel side walls

Sheet steel, galvanized. The shoulder pieces on the shelving stains can be fitted with sheet steel sidewalls. The sidewalls are attached using spreading clamps. In the inner shelving field, the side walls are locked in place by the shelves. Height 2,157 mm.

**Two sheet steel side walls must be ordered for the 4,344 mm height (e.g. 2x SW 7402).**

Item	Shelf depth (mm)	Order no.
SW 7402	400	28770
SW 7502	500	28780
SW 7602	600	28790
SW 7802	800	28800

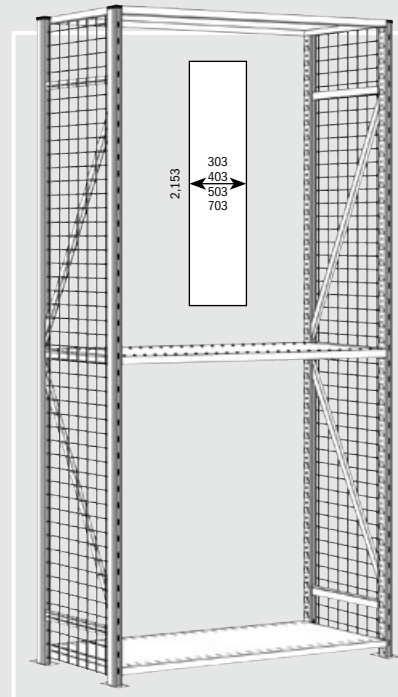


### Sheet steel rear walls

Sheet steel, galvanized. The side edge is placed on the shelving upright and fastened in place. Rear wall height 1,086 mm.

**Two sheet steel rear walls must be ordered for the height 2,171 mm (e.g. 2x RW 7101); 4 rear walls must be ordered for the height 4,344 mm (e.g. 4 x RW 7101).**

Item	Field length (mm)	Order no.
RW 7101	995	28760
RW 7131	1,283	28910




### Mesh side walls

Steel wire, painted bright silver. Mesh size 50 x 50 mm, height 2,153 mm. The mesh is fastened using 6 spring clips.

**Two mesh steel side walls must be ordered for the 4,344 mm height (e.g. 2x SWG 7402).**

Item	Shelf depth (mm)	Order no.
SWG 7402	400	28820
SWG 7502	500	28830
SWG 7602	600	28840
SWG 7802	800	28850



### Label holder

Self-adhesive, for labeling inventory locations.

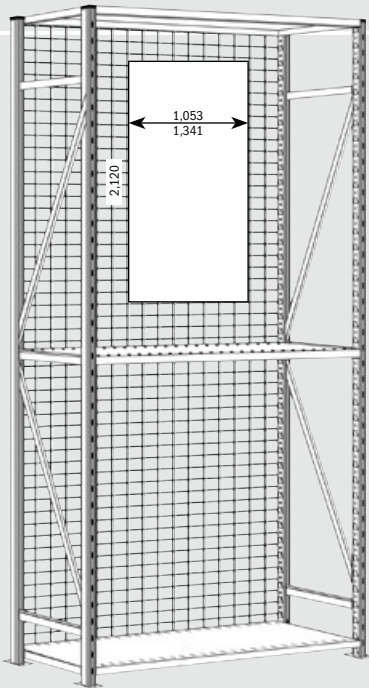
Item	Length (mm)	PU	Order no.
EH 4085	85	50	27800
EH 4135	135	50	27810
EH 4490	490	50	27820
EH 4980	980	25	26360
EH 9125	1,250	25	26370

### Labels

Item	Length (mm)	PU	Order no.
EHE 4085	85	100	28050
EHE 4135	135	100	28060
EHE 4490	490	100	28070

Order no. = on stock

# Accessories




### Mesh back panels

Steel wire, painted bright silver. Mesh size 50 x 50 mm, height 2,120 mm. The mesh is fastened using 8 spring clips.

**Two mesh steel rear walls must be ordered for the 4,344 mm height (e.g. 2x RWG 7102).**

Item	Field length (mm)	Order no.
RWG 7102	995	28810
RWG 7130	1,283	29190

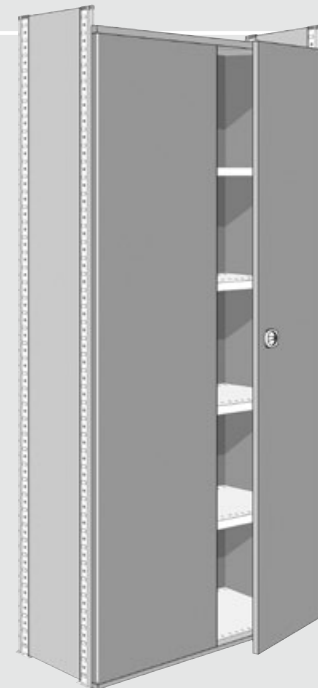


### Two-wing door

For subsequent installation in open shelf fields with field length 995 and 1,283 mm. Height 2,111 mm.

**The rear and side walls must be ordered separately when retrofitting.**

Item	Field length (mm)	Order no.
FTR 4001	995	27900
FTR 9001	1,283	17690



### Two-wing door for multi-tier installations

For subsequent installation in open shelf fields with field length 995 and 1,283 mm. Height 1,845 mm.

In multi-tier installations, shortened wing doors must be installed above and below the platform due to technical reasons. A shelf must be fitted at the corresponding height.

Item	Field length (mm)	Order no.
FTR-B 4001	995	27910
FTR-B 9001	1,283	17700

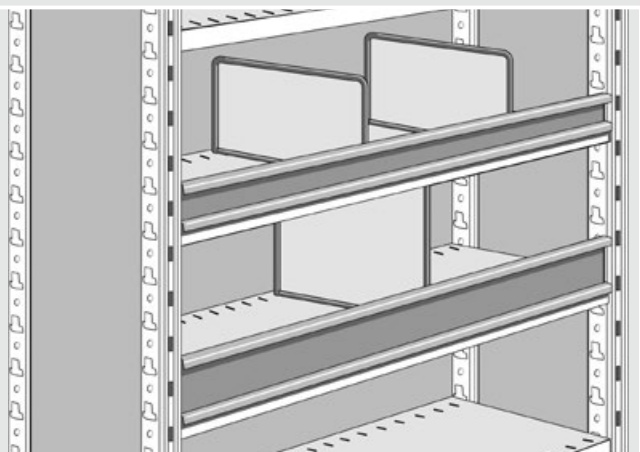
## **i** Drawers

on request

### Bin fronts

Sheet steel, galvanized, for storing loose small parts. Particularly suitable in conjunction with divider, rear and side walls.

Item	Field length (mm)	Strip height (mm)	Order no.
VL 7104	995	40	28870
VL 7108		85	28880
VL 7134	1,283	40	29320
VL 7138		85	29330



Boxes / containers

Modular shelving

Longspan racking

Pallet racking

Cantilever racking

Mezzanines / platforms

On-line shelving / KDR shelving

Semi-automated solutions

Logistics systems

Appendix

## Accessories for modular shelving systems ...

SSI SCHAEFER's accessories are designed to integrate perfectly into all of the different shelving systems. These accessories are the ideal addition to any shelves.

Thanks to their coordinated dimensions, these elements can be specifically combined to fit the individual shelving fields independently of their purpose.

Whether high bay racking or multi-tier installation and platform systems, SSI SCHAEFER's accessories create the perfect storage system.

Because all of the parts are a perfect match.



# ... Storage made easy

- i** **Other accessories:**
- Shelf containers** from page **A10**
  - Storage location labels** from page **D20**
  - Stairs, railings and lighting installations** from page **F6**



Boxes / containers

Modular shelving

Longspan racking

Pallet racking

Cantilever racking

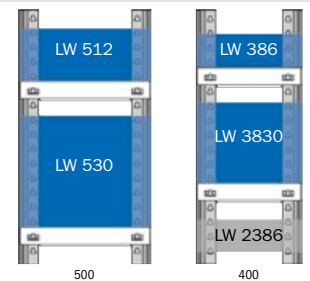

Mezzanines / platforms

On-line shelving / KDR shelving


Semi-automated solutions

Logistics systems

Appendix




# Storage trays for field length 994/995 mm



## Storage tray LW 386 for shelf depth 400 mm and 800 mm

Steel, painted blue.



Item		W x D x H (mm)/PU	Order no.
LW 386	LW 386 storage tray	980 x 386 x 120	11260
LWT 386/2386	Divider, galvanized	1 items	18220
AP 4400/4800	Underlay profile	1 pair	28010
EHK 75	Label holder	W 75 mm, 50 pcs.	15180
EHKE 75	Labels	W 75 mm, 100 pcs.	15190



## Storage tray LW 512 for shelf depth 500 mm and 1,000 mm

Steel, painted blue.


Item		W x D x H (mm)/PU	Order no.
LW 512	LW 512 storage tray	980 x 486 x 120	14670
LWT 512	Divider, galvanized	1 items	14680
AP 4500	Underlay profile	1 pair	14690
EHK 75	Label holder	W 75 mm, 50 pcs.	15180
EHKE 75	Labels	W 75 mm, 100 pcs.	15190



## Storage tray LW 530 for shelf depth 500 mm and 1,000 mm

Steel, painted blue.



Item		W x D x H (mm)/PU	Order no.
LW 530	LW 530 storage tray	980 x 486 x 300	14650
LWT 530	Divider, galvanized	1 items	14660
AP 4500	Underlay profile	1 pair	14690
EHK 75	Label holder	W 75 mm, 50 pcs.	15180
EHK 85	Label holder	W 85 mm, 50 pcs.	14610
EHK 135	Label holder	W 135 mm, 50 pcs.	14620
EHKE 75	Labels	W 75 mm, 100 pcs.	15190
EHKE 85	Labels	W 85 mm, 100 pcs.	14630
EHKE 135	Labels	W 135 mm, 100 pcs.	14640



## Storage tray LW 3830 for shelf depth 400 mm and 800 mm

Steel, painted blue. Stackable with LW 386.


Item		W x D x H (mm)/PU	Order no.
LW 3830	LW 3830 storage tray	980 x 386 x 300	11810
LWT 3830	Divider, galvanized	1 items	11820
AP 4400/4800	Underlay profile	1 pair	28010
EHK 75	Label holder	W 75 mm, 50 pcs.	15180
EHK 85	Label holder	W 85 mm, 50 pcs.	14610
EHKE 75	Labels	W 75 mm, 100 pcs.	15190
EHKE 85	Labels	W 85 mm, 100 pcs.	14630



## Storage tray LW 512-Z for shelf depth 500 mm

Steel, galvanized. For direct installation.


Item		W x D x H (mm)/PU	Order no.
LW 512-Z	LW 512-Z storage tray	981 x 486 x 120	16190
LWT 512-Z	Divider, galvanized	1 items	16250
EHK 75	Label holder	W 75 mm, 50 pcs.	15180
EHKE 75	Labels	W 75 mm, 100 pcs.	15190



## Storage tray LW 2386 for shelf depth 400 mm

Steel, galvanized. For direct installation.

Item		W x D x H (mm)/PU	Order no.
LW 2386	LW 2386 storage tray	980 x 386 x 100	18210
LWT 386/2386	Divider, galvanized	1 items	18220
EHK 75	Label holder	W 75 mm, 50 pcs.	15180
EHKE 75	Labels	W 75 mm, 100 pcs.	15190



## Storage tray LW 2386-M for shelf depth 400 mm

Steel, galvanized. For direct installation.

Item		W x D x H (mm)/PU	Order no.
LW 2386-M	LW 2386-M storage tray	980 x 386 x 100	18280
LWT 2386-M	Divider, galvanized	1 items	18290
EHK 75	Label holder	W 75 mm, 50 pcs.	15180
EHKE 75	Labels	W 75 mm, 100 pcs.	15190

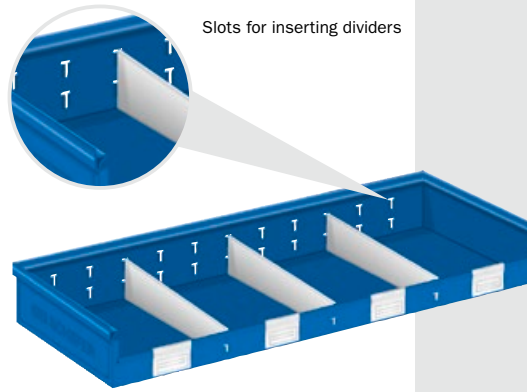
Order no. = on stock

► **Easy assembly**

Stacking beads on the top edge make them stackable. The LW 2386, LW 2386-M and LW 512-Z storage trays are inserted directly into the cams of the uprights. All other types are placed on the support profiles that are inserted into the cams of the uprights.

► **The storage trays**

have a **field length** of 994/995 mm and can be divided into **max. 12 compartments**



**i** Shelf containers for the further configuration of modular shelving systems

from page **A10**



Boxes /  
containers

Modular  
shelving

Longspan  
racking

Pallet  
racking

Cantilever  
racking

Mezzanines /  
platforms

On-line shelving /  
KDR shelving

Semi-automated  
solutions

Logistics  
systems

Appendix

## Safety fencing systems

SSI SCHAEFER shelving system and the safety fencing system are designed to match. Universally usable for every application. With a standard element width and fitting field.

All of the wing door variants feature anti-theft protection, are self-closing and prepared for lock cylinders.

A lift-hinged door can be easily converted into a right-hinged door.



**Safety fencing systems**

on request



Similar to illustration



Similar to illustration



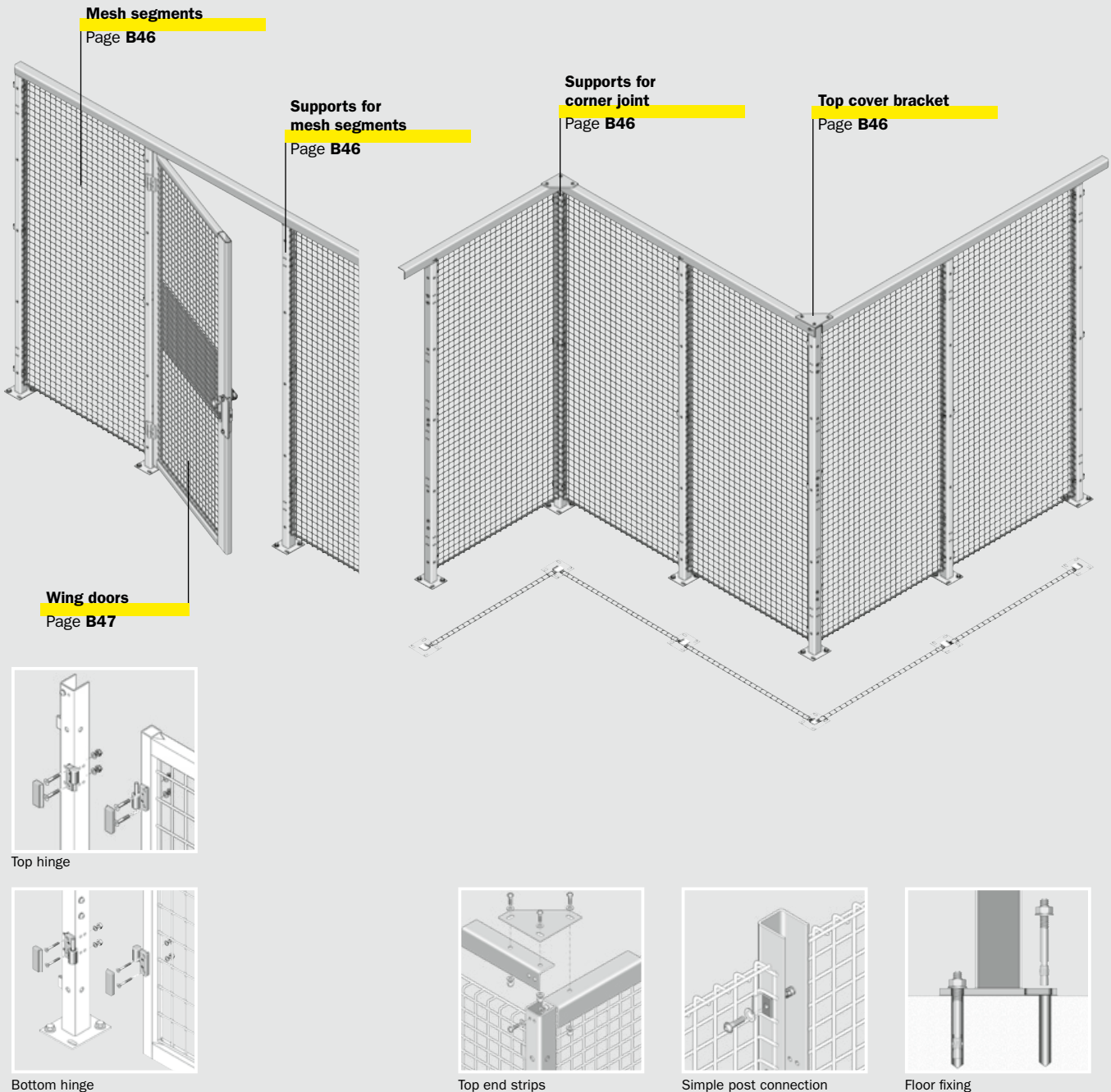


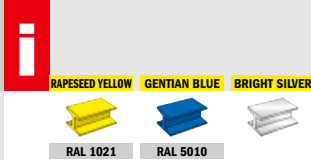
- ▶ **Structural steel mesh**  
Wire thickness of 4 mm, folded at the sides
- ▶ **Mesh size**  
40 x 40 mm, suitable for machine protection as per DIN 31 001, Part 1
- ▶ **Surface**  
High-quality stove-enamel finish
- ▶ **Supports**  
Made of sturdy U-shaped cold profile 50/55/3 mm, pre-punched. Pre-drilled foot plates for floor fixing, including expansion anchors



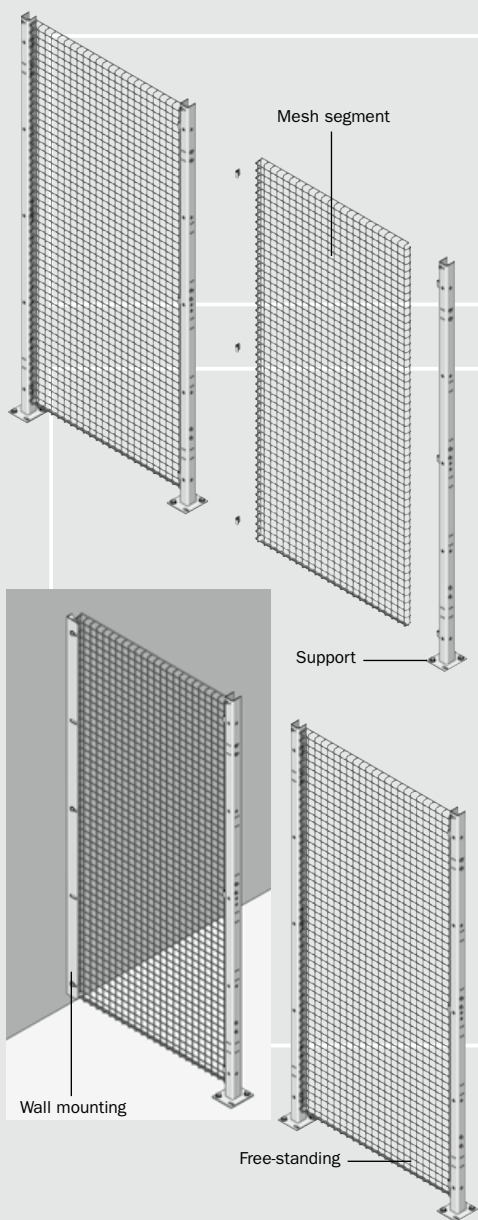
Similar to illustration

# Safety fencing system design





# Mesh segments



## Mesh element

Item	W x H (mm)	Order no.		
ZAS-GEA 020	150 x 2,086	6689556	6689561	6689566
ZAS-GEA 040	350 x 2,086	6689555	6689560	6689565
ZAS-GEA 060	550 x 2,086	6689554	6689559	6689564
ZAS-GEA 080	750 x 2,086	6689553	6689558	6689563
ZAS-GEA 100	950 x 2,086	6689552	6689557	6689562

## Supports

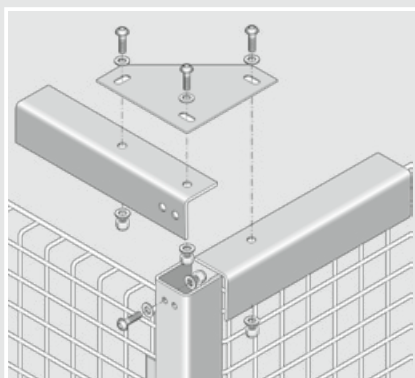
Item	Height (mm)	Order no.		
<b>Middle support</b>				
ZAS-SN-2193	2,193	6689450	6689451	6689452
<b>Corner support</b>				
ZAS-ESN-2193	2,193	6689454	6689455	6689456



## Safety fencing systems

on request

# Accessories



## Top cover bracket

Top cover elements made of angled profile 50/50/3 mm are screwed onto the top of the divider supports for stabilization.

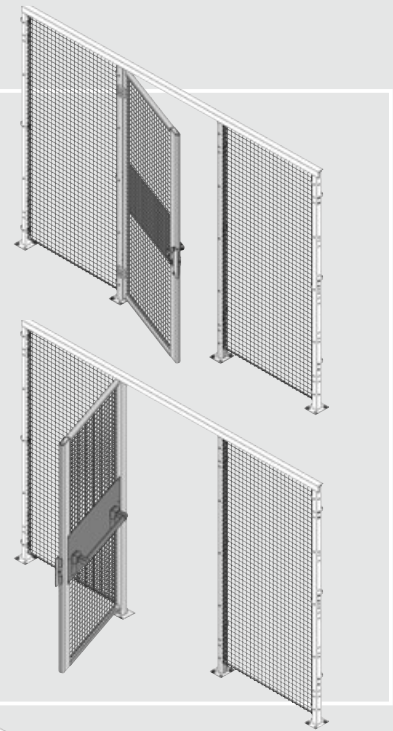
Item	L x W x H (mm)	Order no.		
ZAS-AW215	2,150 x 50 x 50	6689416	6689417	6689418
ZAS-AW600	6,000 x 50 x 50	6689420	6689421	6689422

Order no. = on stock

**Single-wing doors**

Suitable for DIN "left" and "right". 2 sturdy cover panels at the height of the lock. Includes stop and lock.

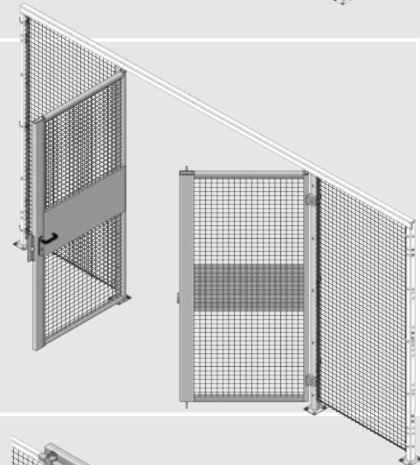
Item	Clearance W x H (mm)	Order no.
<b>Prepared for mortise lock</b>		
ZAS-ETG85-ES	850 x 2,070	6689573 6689574 6689575
ZAS-ETG100-ES	1,000 x 2,070	6689585 6689586 6689587
<b>with mortise lock with latch lock</b>		
ZAS-ETG85-ESR	850 x 2,070	6689577 6689578 6689579
ZAS-ETG100-ESR	1,000 x 2,070	6689589 6689590 6689591
<b>with panic lock</b>		
ZAS-ETG85-PS	850 x 2,070	6689581 6689582 6689583
ZAS-ETG100-PS	1,000 x 2,070	6689593 6689594 6689595
<b>with panic bar right</b>		
ZAS-ETGPR85-PS	850 x 2,070	6689458 6689459 6689460
ZAS-ETGPR100-PS	1,000 x 2,070	6689466 6689467 6689468
<b>with panic bar on the left</b>		
ZAS-ETGPL85-PS	850 x 2,070	6689462 6689463 6689464
ZAS-ETGPL100-PS	1,000 x 2,070	6689470 6689471 6689472



**Two-wing doors**

2 sturdy cover panels at the height of the lock. Includes hinges and lock, prepared for on-site installation of a lock cylinder.

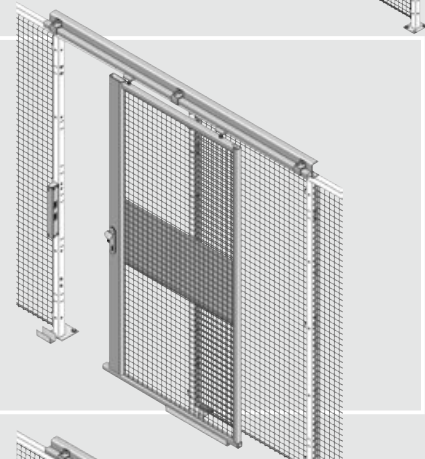
Item	W x H (mm)	Order no.
ZAS-ZTG100	2,000 x 2,070	6689597 6689598 6689599



**Sliding door**

2 sturdy cover panels at the height of the lock. Includes hinges and lock, prepared for on-site installation of a lock cylinder.

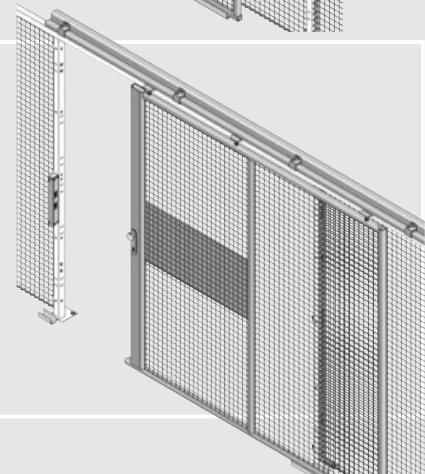
Item	W x H (mm)	Order no.
ZAS-STG85	1,110 x 2,110	6689510 6689511 6689512



**Sliding door**

2 sturdy cover panels at the height of the lock. Includes hinges and lock, prepared for on-site installation of a lock cylinder.

Item	W x H (mm)	Order no.
ZAS-STOG198	2,238 x 2,110	6689519 6689520 6689521



Boxes / containers

Modular shelving

Longspan racking

Pallet racking

Cantilever racking

Mezzanines / platforms

On-line shelving / KDR shelving

Semi-automated solutions

Logistics systems

Appendix



GENTIAN BLUE GALVANIZED SILVER GRAY



RAL 5010

# Shelf ladders and accessories

## ► Installation positions of the guide rails

### R 3000 shelvings: Guide rail height

for shelving height 2,278 mm = 1,756, 1,968 and 2,286 mm;  
for shelving height 2,490 mm = 1,809, 1,968, 2,498 and 2,180 mm;  
for shelving height 2,967 mm = 1,809, 2,445, 2,657 and 2,975 mm

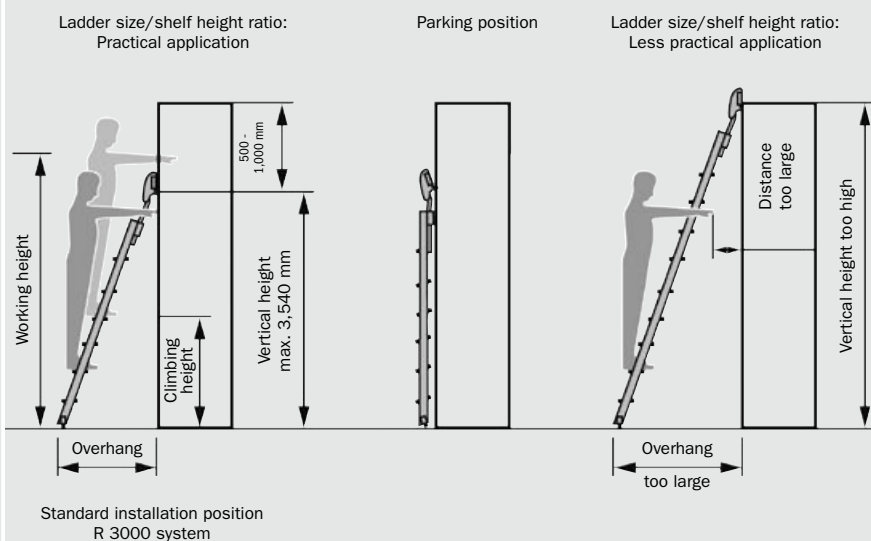
## FRS mobile shelf ladders

Run parallel to the rack. Upper roll fitting retractable, ladder secured against unintended removal and placed against the rack when not in use.

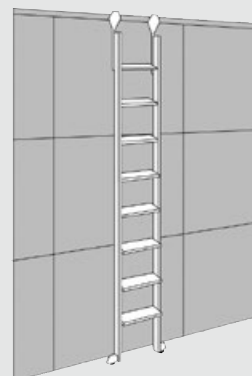
Side rails made of rectangular steel tube with slightly rounded edges. Painted: Gentian Blue, RAL 5010, powder coated.

Upper and lower roll fittings automatically braked during climbing. Low-noise operation due to 2 plastic castors, completely clad, castor Ø 100 mm.

Beech wood steps, clear varnish and with anti-slip grooves. Galvanized fittings. Ladder width 400 mm, step depth 80 mm. Step spacing towards the side rail 250 mm, 235 mm perpendicular.



FRS shelf ladder with guide rail (angled)



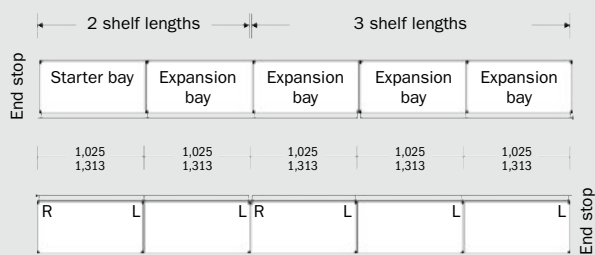
FRS shelf ladder in straight/parking position

Item	Number of steps	f. vertical guide rails height from - to (mm)	Max. working height (mm)	Max. climbing height (mm)	Overhang approx. (mm)	Order no.
FRS 0	6	1,810 - 2,080	2,210	710	720	2035250
FRS 1	7	2,060 - 2,320	2,440	940	810	2035251
FRS 2	8	2,320 - 2,550	2,680	1,180	890	2035252
FRS 3	9	2,550 - 2,790	2,920	1,420	970	2035253
FRS 4	10	2,790 - 3,060	3,150	1,650	1,050	2035254
FRS 5	11	3,060 - 3,330	3,390	1,890	1,160	2035255
FRS 6	12	3,330 - 3,540	3,620	2,120	1,240	2035256
FRS 7	13	3,540 - 3,770	3,860	2,360	1,330	2035257

## Guide rails

Made of angled steel with brackets for mounting on the shelving uprights. Can be used for any rack length. The guide rails are supplied for 2 or 3 shelf lengths with brackets.

A bracket is fitted at the top of each shelving upright. A left and right bracket is required where two guide rails abut.



Distribution of left and right brackets in the rows (top view)

Item	Field length (mm)	Shelf length Number	Order no.
<b>For R 3000 shelving (installed on the rack uprights)</b>			
LS 3102	994	2	145100
LS 3103		3	145110
LS 3132	1,282	2	145120
LS 3133		3	145130
LS-E	End stop, for installation at the beginning and end		10870

Order no. = on stock

# Shelf ladders and accessories

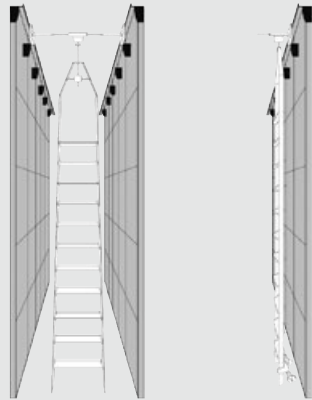
## FRD mobile shelf ladders

Runs in 2 rails between the shelving rows that can be pushed sideways. Upper and lower roll fittings automatically braked during climbing. Low-noise operation due to plastic castors, castor Ø 100 mm. After releasing the spring latch on the retaining bracket, the ladder can be rotated 360° via the castor head and the climbed on both sides. The ladder can be hung from the top carriage and moved.

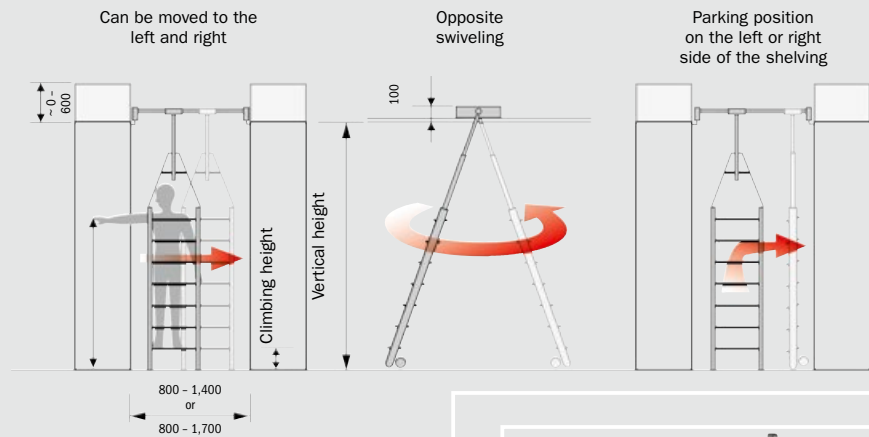
Side rails made of rectangular steel tube with slightly rounded edges. Painted: Gentian Blue, RAL 5010, powder coated.

For aisle widths of up to 1,400 mm with the guide tube for transverse movement; for aisle widths up to 1,700 mm with transverse swivel castors for transverse movement.

Beech wood steps, clear varnish and with anti-slip grooves. Galvanized fittings. Ladder width 400 mm, step depth 80 mm. Step spacing towards the side rail 250 mm, 235 mm perpendicular.



FRD shelf ladder in the guide rails and the swiveled onto the shelving



With guide tube – for aisle widths up to 1,400 mm



With transverse swivel castors – for aisle widths up to 1,700 mm

Item	Number of steps	f. vertical guide rails height from – to (mm)	Max. working height (mm)	Max. climbing height (mm)	Order no.
<b>For aisle widths of up to 1,400 mm – with guide tube</b>					
FRD 1-14	5	1,910 – 2,060	1,970	470	2035258
FRD 2-14	6	2,140 – 2,290	2,210	710	2035259
FRD 3-14	7	2,380 – 2,530	2,440	940	2035260
FRD 4-14	8	2,610 – 2,760	2,680	1,180	2035261
FRD 5-14	9	2,850 – 3,000	2,920	1,420	2035262
FRD 6-14	10	3,080 – 3,230	3,150	1,650	2035263
FRD 7-14	11	3,320 – 3,470	3,390	1,890	2035264
FRD 8-14	12	3,550 – 3,700	3,620	2,120	2035265
FRD 9-14	13	3,790 – 3,940	3,860	2,360	2035266
<b>For aisle widths of up to 1,700 mm – with transverse swivel castors</b>					
FRD 1-17	5	1,970 – 2,120	1,970	470	2035267
FRD 2-17	6	2,210 – 2,360	2,210	710	2035268
FRD 3-17	7	2,440 – 2,590	2,440	940	2035269
FRD 4-17	8	2,680 – 2,830	2,680	1,180	2035270
FRD 5-17	9	2,910 – 3,060	2,920	1,420	2035271
FRD 6-17	10	3,150 – 3,300	3,150	1,650	2035272
FRD 7-17	11	3,380 – 3,530	3,390	1,890	2035273
FRD 8-17	12	3,620 – 3,770	3,620	2,120	2035274
FRD 9-17	13	3,850 – 4,000	3,860	2,360	2035275



### Hand grip

Made of steel tube, galvanized. Can be screwed onto the top of the side rails. Usable length of approx. 500 mm. Self assembly.

Item	for ladders	Order no.
FRS-HG	FRS	16310



### Handrails

Made of steel tube, galvanized. Clamped on the left and right side of the side rails. Angled toward the outside, creating more freedom of movement on the ladder. Self assembly.

Item	for ladders	Order no.
FR-HL 1	FRS 0+1 / FRD 1-3	16311
FR-HL 2	FRS 2-4 / FRD 4-6	16312
FR-HL 3	FRS 5-7 / FRD 7-9	16313

**i** Further information about shelf ladders and accessories is available

on request

Boxes / containers

Modular shelving

Longspan racking

Pallet racking

Cantilever racking


Mezzanines / platforms

On-line shelving / KDR shelving

Semi-automated solutions

Logistics systems

Appendix



# Rolling platform and step ladders, accessories

## FPR rolling platform ladders

Side rails made of rectangular steel tube with rounded edges, Gentian Blue RAL 5010, powder-coated. Steps made of beech, clear varnish.

Step depth 150 mm.  
Ascent inclination 60°.  
Platform 600 x 800 mm.  
Can be climbed on both sides.  
With 4 swivel castors, Ø 125 mm.  
Automatically braked when under load. For use in interior areas.



Item	Height* (mm)	Number of steps*	Base area W x L (mm)	Order no.
FPR 0	730	3	750 x 1,500	2035281
FPR 1	970	4	800 x 1,770	2035280
FPR 1.1	1,210	5	850 x 2,050	2035282
FPR 2	1,450	6	900 x 2,330	2035283
FPR 3	1,690	7	950 x 2,600	2035284


\* Incl. platform

## FSZ platform step ladders

Side rails made of rectangular steel tube with rounded edges, Gentian Blue RAL 5010, powder-coated. Steps and safety bridge made of beech, clear varnish, folding. Automatically braked when under load.

Can be climbed on both sides. Can be folded together using locking spreader.

Dimensions: Step depth 80 mm, Step spacing 250 mm, Castors Ø 100 mm.



Item	Height (mm)	Number of steps*	Side rail length (mm)	Order no.
<b>with 4 brake castors – can be moved longitudinally</b>				
FSZ 1-4B	940	4	1,540	2035285
FSZ 11-4B	1,180	5	1,780	2035286
FSZ 2-4B	1,410	6	2,010	2035287
FSZ 21-4B	1,650	7	2,250	2035288
<b>with 2 brake and 2 swivel castors – can move around curves</b>				
FSZ 1-2B	940	4	1,540	2035276
FSZ 11-2B	1,180	5	1,780	2035277
FSZ 2-2B	1,410	6	2,010	2035278
FSZ 21-2B	1,650	7	2,250	2035279

\* Incl. safety bridge

## Hand grips for FSZ step ladders

For easy lifting and moving, galvanized.



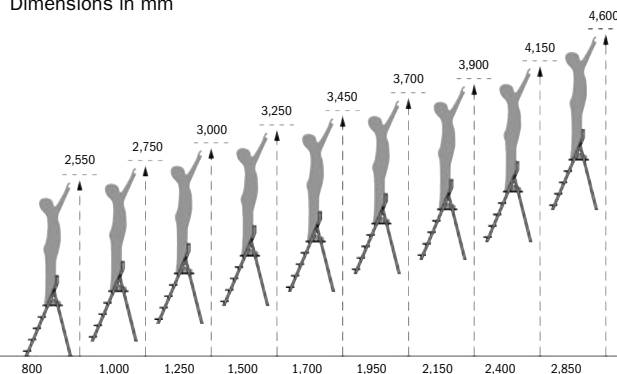
Item	for ladders	Order no.
FSZ-HG	FSZ	16314

## Rolling platform ladders

- ▶ **Side rails**  
made of rectangular light steel tube with rounded edges
- ▶ **Can be climbed on both sides**
- ▶ **Automatic braking**
- ▶ **Easy movement**  
due to large castors (Ø 125 mm)
- ▶ **High standard of safety**  
due to platform railing 2 sides with knee and foot rail, excellent stability

## Maximum working heights

Dimensions in mm




## FSZ 3 platform step ladders

Like the FSZ, but with 2 lifting rollers.

Hand grip are not included in the scope of delivery. Please order separately – see below.

Dimensions: Step depth 80 mm, Step spacing 250 mm, Castors Ø 100 mm.



Item	Height (mm)	Number of steps*	Side rail length (mm)	Order no.
<b>with 2 lifting rollers – moved similar to a wheelbarrow</b>				
FSZ 3-2 HR	1,880	3	2,480	2035289
FSZ 4-2 HR	2,120	4	2,720	2035290
FSZ 5-2 HR	2,350	5	2,950	2035291
FSZ 6-2 HR	2,820	6	3,420	2035292

\* Incl. safety bridge

## Shelf for FSZ step ladders

Attached to the safety bracket, with roll edge.



Item	for ladders	Order no.
FSZ-AB	FSZ	16315

Order no. = on stock



Boxes /  
containers

Modular  
shelving

Longspan  
racking

Pallet  
racking

Cantilever  
racking

Mezzanines /  
platforms

On-line shelving /  
KDR shelving

Semi-automated  
solutions

Logistics  
systems

Appendix


# Longspan racking systems

Storage and order picking are becoming increasingly complex due to the growing diversity of products.

Wherever the extremely high load capacities of a pallet racking are not required, SSI SCHAEFER's longspan racking systems easily handle your individual needs for optimized storage technology while creating extensive warehousing space with only a small footprint. In particular, they simplify the storage of bulky goods.

**i** Information regarding **inspection requirements**  
for **rack systems**

Chapter **J**, page **J1**

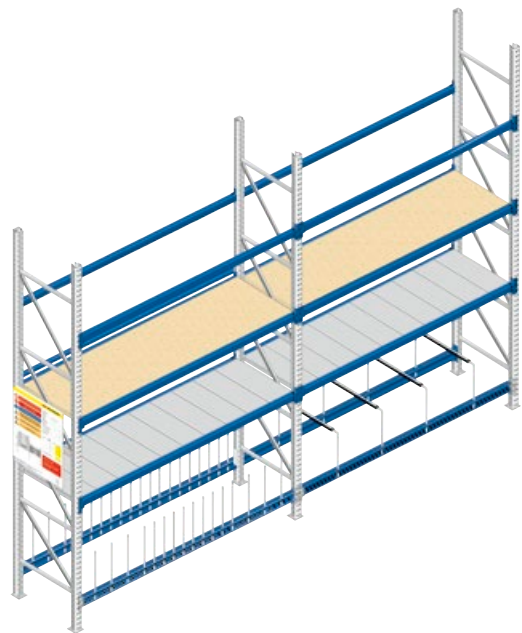






WR 3000 longspan rackings

page C4



WR 600 longspan rackings

page C8

Boxes / containers

Modular shelving

Longspan racking

Pallet racking

Cantilever racking

Mezzanines / platforms

On-line shelving / KDR shelving

Semi-automated solutions

Logistics systems

Appendix

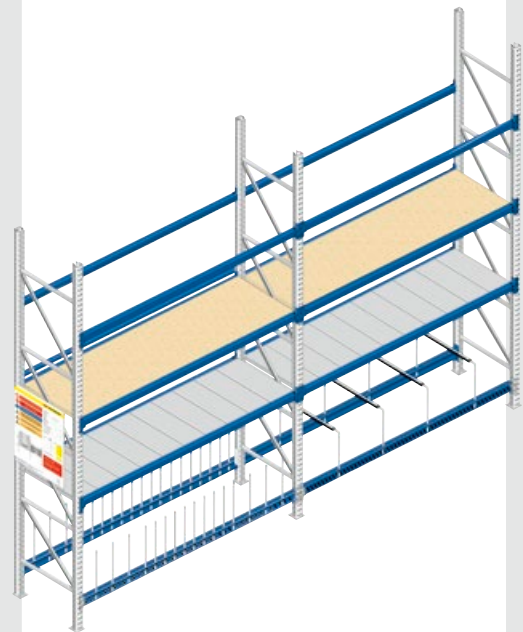


# Overview of longspan racking systems

	<b>WR 3000 longspan rackings</b>	<b>WR 600 longspan rackings</b>
Areas of use	Storage of large, light and medium weight goods.	Storage of large and heavy goods.
Advantages	<ul style="list-style-type: none"> <li>▶ Easy to assemble</li> <li>▶ Flexibility due to quick adjustment</li> <li>▶ Expandable with components from the R 3000 modular shelving</li> </ul>	<ul style="list-style-type: none"> <li>▶ Extensive compartment equipment</li> <li>▶ Covers diverse areas of application</li> <li>▶ Expandable at any time</li> </ul>
System	▶ Frame system with plug-in design for rapid assembly	▶ Frame system with plug-in design for rapid assembly
Design	▶ Frame system, 4 field lengths, 4 rack depths, various construction heights	▶ Frame system, 4 field lengths, 4 rack depths, various construction heights
Load-bearing capacity	▶ Up to max. 2,000 kg per rack field	▶ Up to max. 3,500 kg per rack field
System layout	▶ 53 mm adjustment steps	▶ 50 mm adjustment steps
Frame surface	▶ Galvanized	▶ Galvanized
Beam surface	▶ Galvanized	▶ Galvanized/painted with RAL 5010



**C4**



**C8**

from pages

Boxes /  
containers

Modular  
shelving

Longspan  
racking

Pallet  
racking

Cantilever  
racking

Mezzanines /  
platforms

On-line shelving /  
KDF shelving

Semi-automated  
solutions

Logistics  
systems

Appendix



GALVANIZED

Frame



# WR 3000 frame and accessories

## Frame

The support profiles are made from cold rolled, high-strength, galvanized steel bolted together with horizontal struts to create a stable frame.



### Frame height 1,960 mm

Item	Frame depth (mm)	Order no.
RR 34319 V	400	6670820
RR 35319 V	500	6670821
RR 36319 V	600	6670822
RR 38319 V	800	6670823

### Frame height 2,278 mm

Item	Frame depth (mm)	Order no.
RR 34322 V	400	144760
RR 35322 V	500	144770
RR 36322 V	600	144780
RR 38322 V	800	144790

### Frame height 2,490 mm

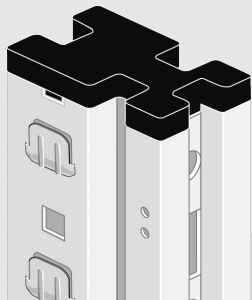
Item	Frame depth (mm)	Order no.
RR 34325 V	400	144060
RR 35325 V	500	144070
RR 36325 V	600	144080
RR 38325 V	800	144090

### Frame height 2,967 mm

Item	Frame depth (mm)	Order no.
RR 34530 V	400	145910
RR 35530 V	500	145920
RR 36530 V	600	145930
RR 38530 V	800	145940

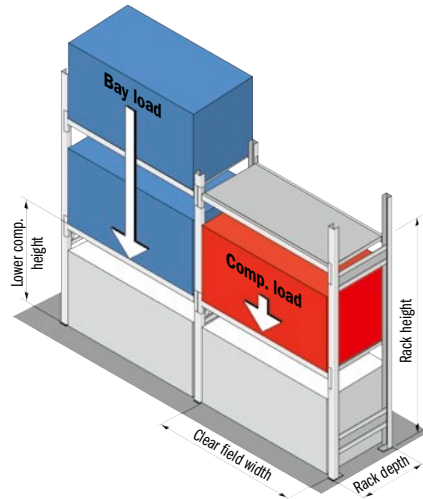
## End cap

High-quality black plastic. Attached to the rack frames as an end piece.



Item	Order no.
AK 3000	147130

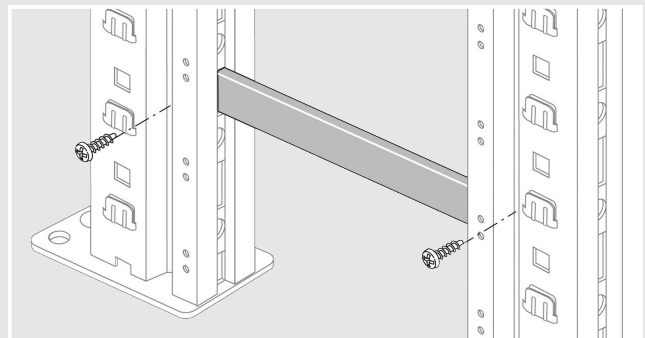
- ▶ **High load capacity**  
of up to 2,000 kg per frame
- ▶ **Large shelf compartment**  
for large-volume goods, consisting of rack frame, traverses and shelves
- ▶ **Expansion system**  
3 field lengths, 4 rack depths, various construction heights
- ▶ **System hole pattern**  
with adjustment spacing 53 : 53 mm
- ▶ **Extensive accessories**  
compatible with R 3000 modular shelvings (chapter B)



## Load-bearing capacity of the frame

Rack height	1,960 mm	2,278 mm	2,490 mm	2,967 mm
<b>Field width</b>	<b>Frame load capacity</b>			
1,988 mm	1,600 kg	1,600 kg	1,600 kg	2,000 kg
2,276 mm	1,500 kg	1,500 kg	1,500 kg	2,000 kg
2,564 mm	1,250 kg	1,250 kg	1,250 kg	1,800 kg

Condition: max. height of lower compartment 200 mm, max. compartment height 600 mm



## Frame connector

Sheet steel, galvanized. For connecting 2 rack fields in a row.  
**Note:** A frame spacing of 6 mm is required for the installation of system equipment such as cross braces, rear walls, etc. Incl. fixing kit.

Item	Frame distance (mm)	Order no.
RV 3006	6	147080
RV 3030	30	147090
RV 3050	50	147100
RV 3100	100	147110
RV 3300	300	147120

Order no. = on stock



## WR 3000 accessories



## Shelves

Sheet steel, galvanized. The load values apply only in combination with longitudinal beams.

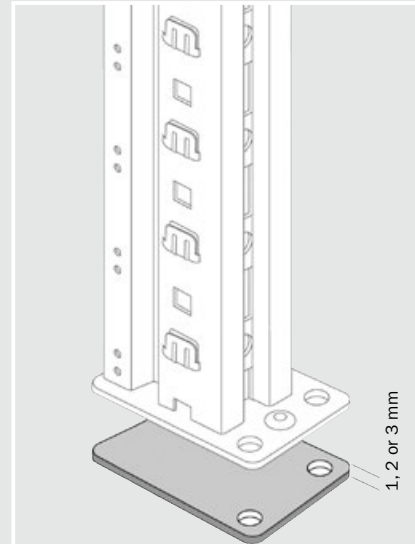
Item	Frame depth (mm)	Clear field width (mm)	Max. load per shelf (kg)	Order no.
ZB 341010 V	400	994	200	145510
ZB 341315 V		1,282	200	145540
ZB 351010 V	500	994	200	145520
ZB 351315 V		1,282	200	145550
ZB 361010 V	600	994	200	145530
ZB 331315 V		1,282	200	145560
ZB 381020 V	800	994	200	145600
ZB 381325 V		1,282	200	145630



## Longitudinal beams

Sheet steel, galvanized.

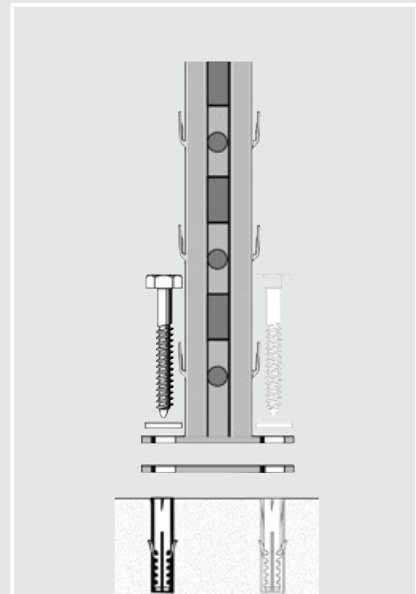
Item	Clear field width (mm)	Max. load per compartment (kg)	Order no.
WR-LTR 3206 V	1,994	400	6670756
WR-LTR 3236 V	2,282	400	6670757
WR-LTR 3256 V	2,570	400	6670758



## Shim plates

Sheet steel, galvanized. To compensate for slightly uneven ground surfaces.

Item	Thickness (mm)	Order no.
UP 3001	1	147450
UP 3002	2	147070
UP 3003	3	147460



## Floor fixing

For anchoring the racks to the floor. Consists of screws, dowels, washers.

Item	Order no.
BF 3000	145710

# WR 3000 individual racking



### Complete WR 3000 rackings with 3 compartment levels 1,960 mm high (Starter bays)

2 pre-assembled frames, 6 longitudinal beams, 6 shelves.

Item	Usable depth (mm)	Clear field width (mm)	Max. load per field (kg)	Order no.
WR 34319203 G	400	1,994	1,600	6670683
WR 34319233 G		2,282	1,500	6670699
WR 34319253 G		2,570	1,250	6670715
WR 35319203 G	500	1,994	1,600	6670684
WR 35319233 G		2,282	1,500	6670700
WR 35319253 G		2,570	1,250	6670716
WR 36319203 G	600	1,994	1,600	6670685
WR 36319233 G		2,282	1,500	6670701
WR 36319253 G		2,570	1,250	6670717
WR 38319203 G	800	1,994	1,600	6670686
WR 38319233 G		2,282	1,500	6670702
WR 38319253 G		2,570	1,250	6670718

### Expansion bays

1 pre-assembled frame, 6 longitudinal beams, 6 shelves.

Item	Usable depth (mm)	Clear field width (mm)	Max. load per field (kg)	Order no.
WR 34319203 A	400	1,994	1,600	6670731
WR 34319233 A		2,282	1,500	6670747
WR 34319253 A		2,570	1,250	6670832
WR 35319203 A	500	1,994	1,600	6670732
WR 35319233 A		2,282	1,500	6670748
WR 35319253 A		2,570	1,250	6670833
WR 36319203 A	600	1,994	1,600	6670733
WR 36319233 A		2,282	1,500	6670749
WR 36319253 A		2,570	1,250	6670834
WR 38319203 A	800	1,994	1,600	6670734
WR 38319233 A		2,282	1,500	6670750
WR 38319253 A		2,570	1,250	6670835

### Additional compartment levels

2 longitudinal beams, 2 shelves.

Item	Usable depth (mm)	Clear field width (mm)	Max. load per comp. (kg)	Order no.
WR-ZE 3420	400	1,994	400	6670798
WR-ZE 3423		2,282	400	6670802
WR-ZE 3425		2,570	400	6670806
WR-ZE 3520	500	1,994	400	6670799
WR-ZE 3523		2,282	400	6670803
WR-ZE 3525		2,570	400	6670807
WR-ZE 3620	600	1,994	400	6670800
WR-ZE 3623		2,282	400	6670804
WR-ZE 3625		2,570	400	6670808
WR-ZE 3820	800	1,994	400	6670801
WR-ZE 3823		2,282	400	6670805
WR-ZE 3825		2,570	400	6670809



### Complete WR 3000 rackings with 3 compartment levels 2,278 mm high (Starter bays)

2 pre-assembled frames, 6 longitudinal beams, 6 shelves.

Item	Usable depth (mm)	Clear field width (mm)	Max. load per field (kg)	Order no.
WR 34322203 G	400	1,994	1,600	6670687
WR 34322233 G		2,282	1,500	6670703
WR 34322253 G		2,570	1,250	6670719
WR 35322203 G	500	1,994	1,600	6670688
WR 35322233 G		2,282	1,500	6670704
WR 35322253 G		2,570	1,250	6670720
WR 36322203 G	600	1,994	1,600	6670689
WR 36322233 G		2,282	1,500	6670705
WR 36322253 G		2,570	1,250	6670721
WR 38322203 G	800	1,994	1,600	6670690
WR 38322233 G		2,282	1,500	6670706
WR 38322253 G		2,570	1,250	6670722

### Expansion bays

1 pre-assembled frame, 6 longitudinal beams, 6 shelves.

Item	Usable depth (mm)	Clear field width (mm)	Max. load per field (kg)	Order no.
WR 34322203 A	400	1,994	1,600	6670735
WR 34322233 A		2,282	1,500	6670751
WR 34322253 A		2,570	1,250	6670836
WR 35322203 A	500	1,994	1,600	6670736
WR 35322233 A		2,282	1,500	6670752
WR 35322253 A		2,570	1,250	6670837
WR 36322203 A	600	1,994	1,600	6670737
WR 36322233 A		2,282	1,500	6670753
WR 36322253 A		2,570	1,250	6670838
WR 38322203 A	800	1,994	1,600	6670738
WR 38322233 A		2,282	1,500	6670754
WR 38322253 A		2,570	1,250	6670839

### Additional compartment levels

2 longitudinal beams, 2 shelves.

Item	Usable depth (mm)	Clear field width (mm)	Max. load per comp. (kg)	Order no.
WR-ZE 3420	400	1,994	400	6670798
WR-ZE 3423		2,282	400	6670802
WR-ZE 3425		2,570	400	6670806
WR-ZE 3520	500	1,994	400	6670799
WR-ZE 3523		2,282	400	6670803
WR-ZE 3525		2,570	400	6670807
WR-ZE 3620	600	1,994	400	6670800
WR-ZE 3623		2,282	400	6670804
WR-ZE 3625		2,570	400	6670808
WR-ZE 3820	800	1,994	400	6670801
WR-ZE 3823		2,282	400	6670805
WR-ZE 3825		2,570	400	6670809

Order no. = on stock

# WR 3000 individual racking



## Complete WR 3000 rackings with 4 compartment levels 2,490 mm high (Starter bays)

2 pre-assembled frames, 8 longitudinal beams, 8 shelves.

Item	Usable depth (mm)	Clear field width (mm)	Max. load per field (kg)	Order no.
WR 34325204 G	400	1,994	1,600	6670691
WR 34325234 G		2,282	1,500	6670707
WR 34325254 G		2,570	1,250	6670723
WR 35325204 G	500	1,994	1,600	6670692
WR 35325234 G		2,282	1,500	6670708
WR 35325254 G		2,570	1,250	6670724
WR 36325204 G	600	1,994	1,600	6670693
WR 36325234 G		2,282	1,500	6670709
WR 36325254 G		2,570	1,250	6670725
WR 38325204 G	800	1,994	1,600	6670694
WR 38325234 G		2,282	1,500	6670710
WR 38325254 G		2,570	1,250	6670726

### Expansion bays

1 pre-assembled frame, 8 longitudinal beams, 8 shelves.

Item	Usable depth (mm)	Clear field width (mm)	Max. load per field (kg)	Order no.
WR 34325204 A	400	1,994	1,600	6670739
WR 34325234 A		2,282	1,500	6670824
WR 34325254 A		2,570	1,250	6670840
WR 35325204 A	500	1,994	1,600	6670740
WR 35325234 A		2,282	1,500	6670825
WR 35325254 A		2,570	1,250	6670841
WR 36325204 A	600	1,994	1,600	6670741
WR 36325234 A		2,282	1,500	6670826
WR 36325254 A		2,570	1,250	6670842
WR 38325204 A	800	1,994	1,600	6670742
WR 38325234 A		2,282	1,500	6670827
WR 38325254 A		2,570	1,250	6670843

### Additional compartment levels

2 longitudinal beams, 2 shelves.

Item	Usable depth (mm)	Clear field width (mm)	Max. load per comp. (kg)	Order no.
WR-ZE 3420	400	1,994	400	6670798
WR-ZE 3423		2,282	400	6670802
WR-ZE 3425		2,570	400	6670806
WR-ZE 3520	500	1,994	400	6670799
WR-ZE 3523		2,282	400	6670803
WR-ZE 3525		2,570	400	6670807
WR-ZE 3620	600	1,994	400	6670800
WR-ZE 3623		2,282	400	6670804
WR-ZE 3625		2,570	400	6670808
WR-ZE 3820	800	1,994	400	6670801
WR-ZE 3823		2,282	400	6670805
WR-ZE 3825		2,570	400	6670809



## Complete WR 3000 rackings with 5 compartment levels 2,967 mm high (Starter bays)

2 pre-assembled frames, 10 longitudinal beams, 10 shelves.

Item	Usable depth (mm)	Clear field width (mm)	Max. load per field (kg)	Order no.
WR 34530205 G	400	1,994	2,000	6670695
WR 34530235 G		2,282	2,000	6670711
WR 34530255 G		2,570	1,800	6670727
WR 35530205 G	500	1,994	2,000	6670696
WR 35530235 G		2,282	2,000	6670712
WR 35530255 G		2,570	1,800	6670728
WR 36530205 G	600	1,994	2,000	6670697
WR 36530235 G		2,282	2,000	6670713
WR 36530255 G		2,570	1,800	6670729
WR 38530205 G	800	1,994	2,000	6670698
WR 38530235 G		2,282	2,000	6670714
WR 38530255 G		2,570	1,800	6670730

### Expansion bays

1 pre-assembled frame, 10 longitudinal beams, 10 shelves.

Item	Usable depth (mm)	Clear field width (mm)	Max. load per field (kg)	Order no.
WR 34530205 A	400	1,994	2,000	6670743
WR 34530235 A		2,282	2,000	6670828
WR 34530255 A		2,570	1,800	6670844
WR 35530205 A	500	1,994	2,000	6670744
WR 35530235 A		2,282	2,000	6670829
WR 35530255 A		2,570	1,800	6670845
WR 36530205 A	600	1,994	2,000	6670745
WR 36530235 A		2,282	2,000	6670830
WR 36530255 A		2,570	1,800	6670846
WR 38530205 A	800	1,994	2,000	6670746
WR 38530235 A		2,282	2,000	6670831
WR 38530255 A		2,570	1,800	6670847

### Additional compartment levels

2 longitudinal beams, 2 shelves.

Item	Usable depth (mm)	Clear field width (mm)	Max. load per comp. (kg)	Order no.
WR-ZE 3420	400	1,994	400	6670798
WR-ZE 3423		2,282	400	6670802
WR-ZE 3425		2,570	400	6670806
WR-ZE 3520	500	1,994	400	6670799
WR-ZE 3523		2,282	400	6670803
WR-ZE 3525		2,570	400	6670807
WR-ZE 3620	600	1,994	400	6670800
WR-ZE 3623		2,282	400	6670804
WR-ZE 3625		2,570	400	6670808
WR-ZE 3820	800	1,994	400	6670801
WR-ZE 3823		2,282	400	6670805
WR-ZE 3825		2,570	400	6670809

Boxes / containers

Modular shelving

Longspan racking

Pallet racking

Cantilever racking

Mezzanines / platforms

On-line shelving / KDF shelving

Semi-automated solutions

Logistics systems

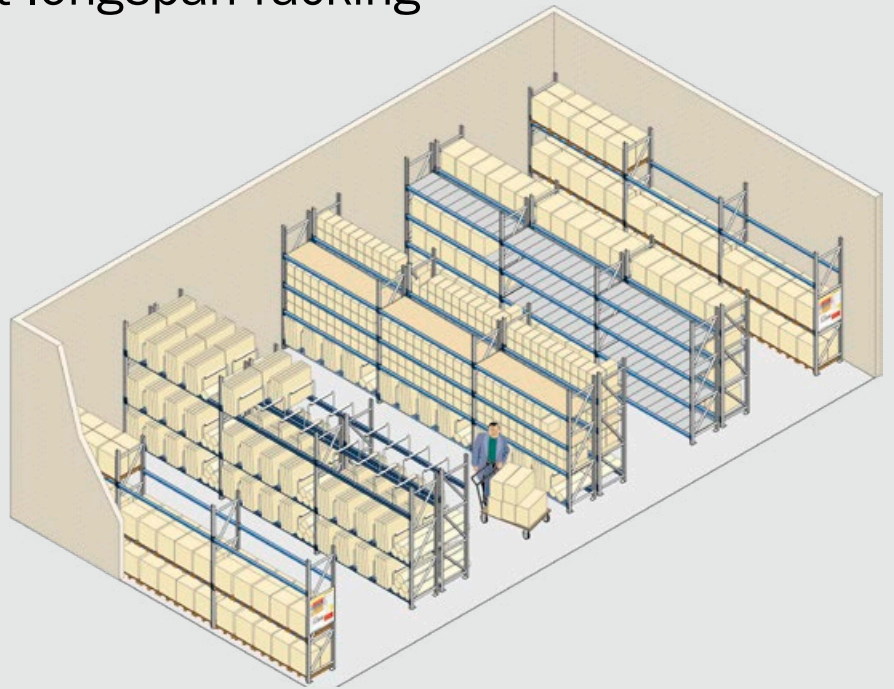
Appendix

## WR 600 – the perfect longspan racking

The flexible WR 600 longspan racking system with 50 : 50 mm system hole pattern handles all storage material location and warehousing tasks.

The frame construction with supporting profiles with three heights and four depths, three different traverse types with four lengths allows you to freely configure the rack fields.

Standardized components allow a multi-tier installation. This also enables the construction of platforms.



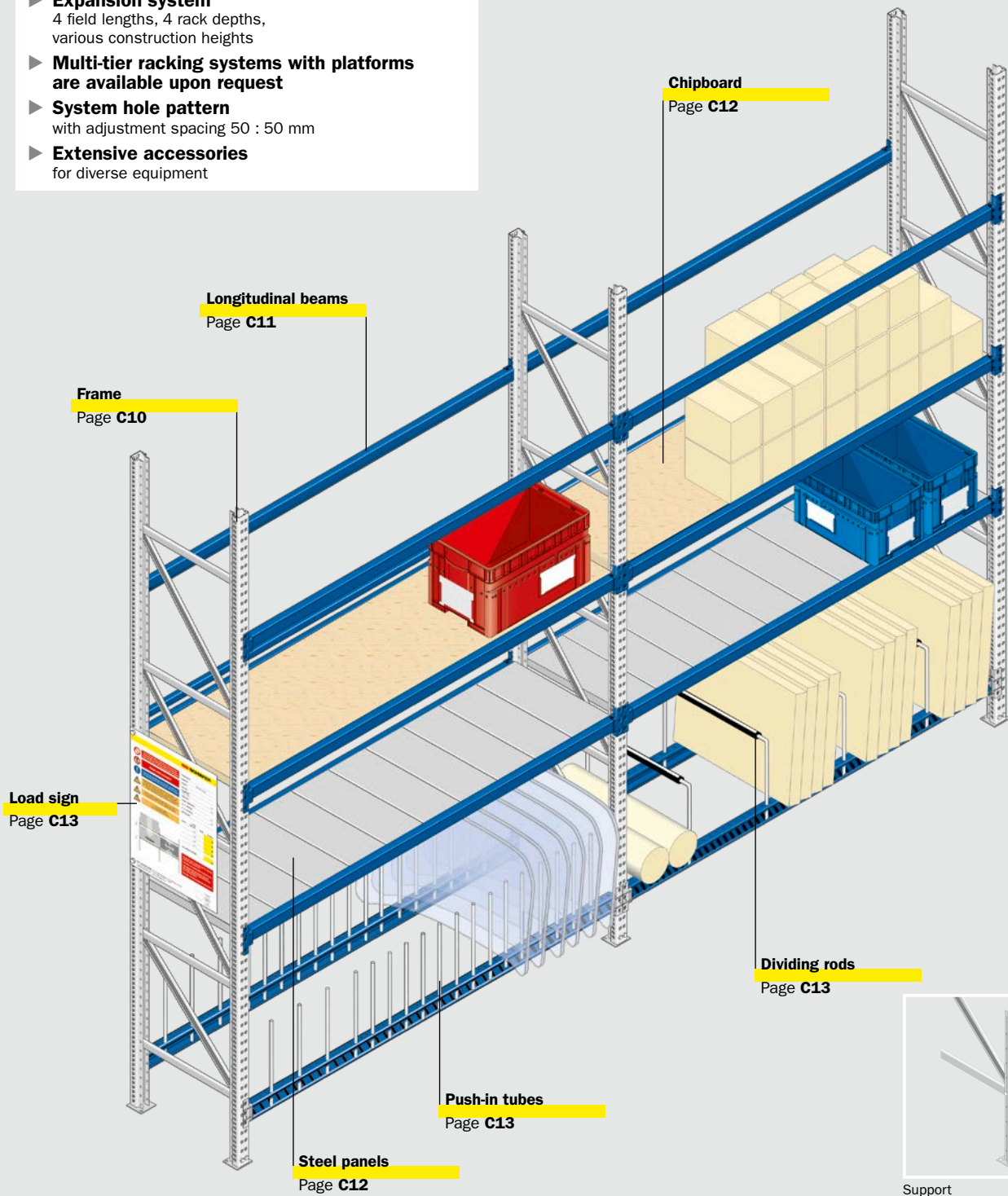


GALVANIZED DUST GRAY GENTIAN BLUE




- ▶ **High load capacity**  
of up to 3,500 kg per frame
- ▶ **Large shelf**  
for large-volume goods, consisting of a rack frame with bolted horizontal and diagonal braces as well as 3 different types of traverse
- ▶ **Expansion system**  
4 field lengths, 4 rack depths, various construction heights
- ▶ **Multi-tier racking systems with platforms are available upon request**
- ▶ **System hole pattern**  
with adjustment spacing 50 : 50 mm
- ▶ **Extensive accessories**  
for diverse equipment

# WR 600 system design




Load sign



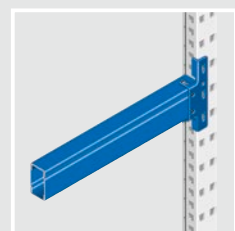
Steel panels, inserted




Chipboard, inserted



Dividing rods



Longitudinal beam



Support

Boxes / containers

Modular shelving

Longspan racking

Pallet racking

Cantilever racking

Mezzanines / platforms

On-line shelving / KDR shelving


Semi-automated solutions

Logistics systems

Appendix



GALVANIZED

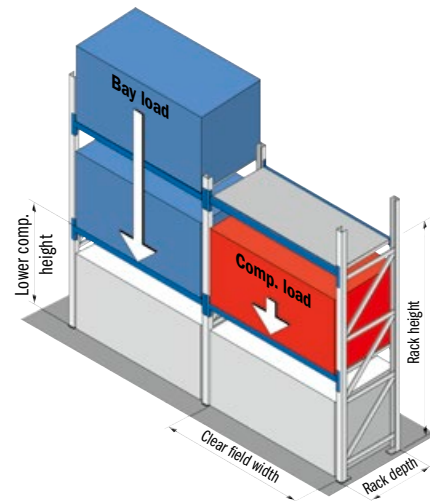


# WR 600 frame and accessories



## ► Load capacity of the frame

The permissible load bearing capacity of the frame depends on the compartment height and the planned traverse profile. The specified values apply for racks with at least 2 pairs of longitudinal beams per rack field and rack rows with at least 5 rack fields.

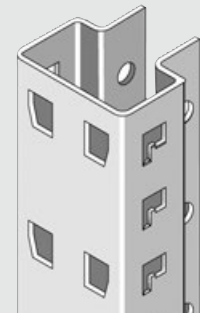


Compartment height	Frame load capacity
500 mm	3,500 kg
750 mm	3,000 kg
1,000 mm	2,700 kg
1,250 mm	2,300 kg
1,500 mm	1,800 kg

## Frame

The support profiles are made from cold rolled, high-strength, galvanized steel bolted together with horizontal and diagonal struts to create a stable frame.

Delivered unassembled.



### Frame height 2,200 mm

Item	Frame depth (mm)	Order no.
R 61225	500	464500
R 61226	600	464530
R 61228	800	464560
R 61221	1,050	464590

### Frame height 2,500 mm

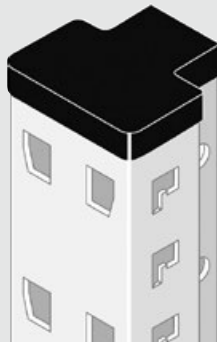
Item	Frame depth (mm)	Order no.
R 61255	500	464510
R 61256	600	464540
R 61258	800	464570
R 61251	1,050	464600

### Frame height 3,000 mm

Item	Frame depth (mm)	Order no.
R 61305	500	464520
R 61306	600	464550
R 61308	800	464580
R 61301	1,050	464610

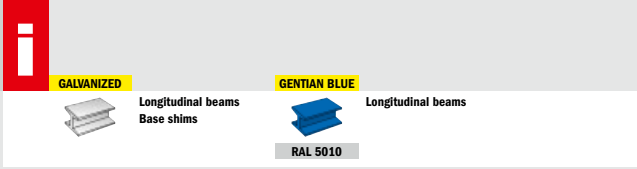
## Cover caps

High-quality black plastic. Attached to the rack frames as an end piece.



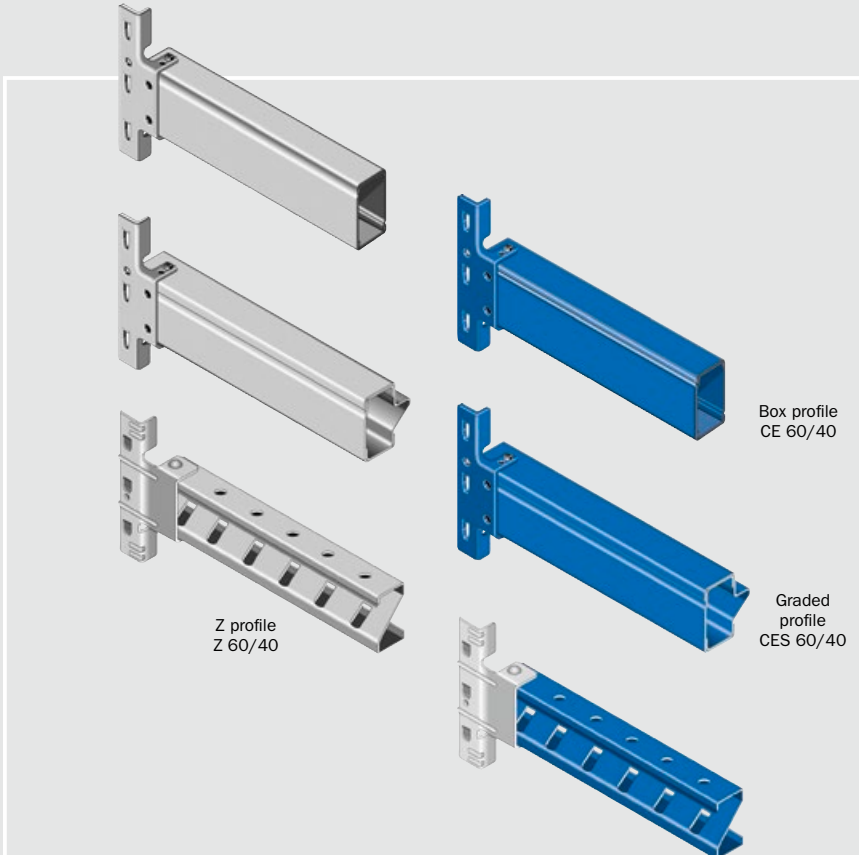
Item	Order no.
K-AKP 1	472650

Order no. = on stock



**i** Compatible with PR 600 pallet racking  
Chapter D, from page D8

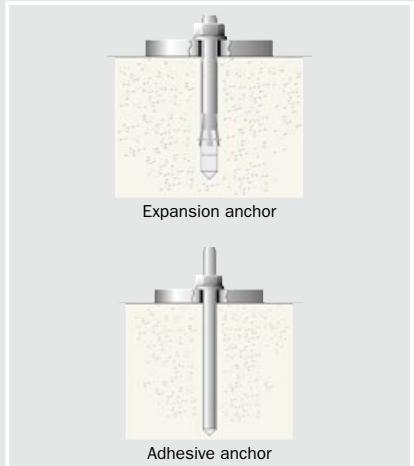
# Longitudinal beams and accessories WR 600



### Longitudinal beams

3-hook rear lips, guarantee an interlocking connection with the rack supports. Two retaining pins (included) per section are required to prevent unintentional removal.  
Surface galvanized or painted (Gentian Blue, RAL 5010).

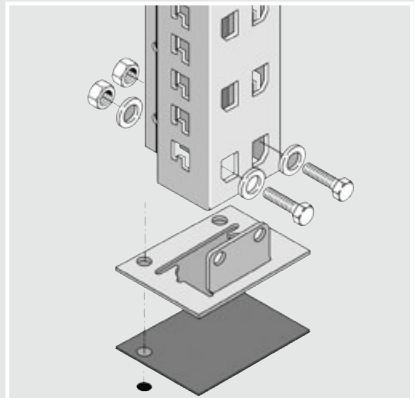
Item	Beam length (mm)	Load capacity per pair (kg)	PU	Order no.
<b>Longitudinal beam box profile CE 60/40</b>				
TR4-150-064-25CE	1,500	600	1	151760 –
TR4-180-064-25CE	1,800	600	1	151770 –
TR4-220-064-30CE	2,200	600	1	151820 –
TR4-270-064-30CE	2,700	600	1	151830 –
TR4-150-064-25CEL	1,500	600	1	– 151761
TR4-180-064-25CEL	1,800	600	1	– 151771
TR4-220-064-30CEL	2,200	600	1	– 151821
TR4-270-064-30CEL	2,700	600	1	– 151831
<b>Longitudinal beam graded profile CES 60/40</b>				
TR4-150-064-25S	1,500	600	1	151840 –
TR4-180-064-25S	1,800	600	1	151850 –
TR4-220-064-30S	2,200	600	1	151900 –
TR4-270-064-30S	2,700	600	1	151910 –
TR4-150-064-25SL	1,500	600	1	– 151841
TR4-180-064-25SL	1,800	600	1	– 151851
TR4-220-064-30SL	2,200	600	1	– 151901
TR4-270-064-30SL	2,700	600	1	– 151911
<b>Longitudinal beam Z profile Z 60/40</b>				
TR 1506 Z-V	1,500	450	1	124730 –
TR 1806 Z-V	1,800	400	1	124740 –
TR 2206 Z-V	2,200	350	1	124750 –
TR 2706 Z-V	2,700	200	1	124760 –
TR 1506 Z-G	1,500	450	1	– 129440
TR 1806 Z-G	1,800	400	1	– 129450
TR 2206 Z-G	2,200	350	1	– 129460
TR 2706 Z-G	2,700	200	1	– 129470



### Floor anchors

The frame needs to be anchored in order to ensure the stability of the longspan racking. M10 expansion anchors are used for a normal C20/25 concrete floor; M10 adhesive anchors are used for floors containing magnesium.

Item		Order no.
BA 10 SL	Expansion anchor M 10	67030
BA 10 VA	Adhesive anchor M 10	67390



### Base shims

To compensate for uneven ground, galvanized.

Item	Thickness (mm)	Order no.
AP 60.51	1	143500
AP 60.52	2	143510

### Insulation plates

When installing racks on floors containing magnesium, plastic insulation plates are required for every rack support to prevent corrosion.

Item	Thickness (mm)	Order no.
IP 60.51	1	155250

Boxes / containers  
Modular shelving  
Longspan racking  
Pallet racking  
Cantilever racking  
Mezzanines / platforms  
On-line shelving / KDR shelving  
Semi-automated solutions  
Logistics systems  
Appendix



# Compartment covers and panels WR 600

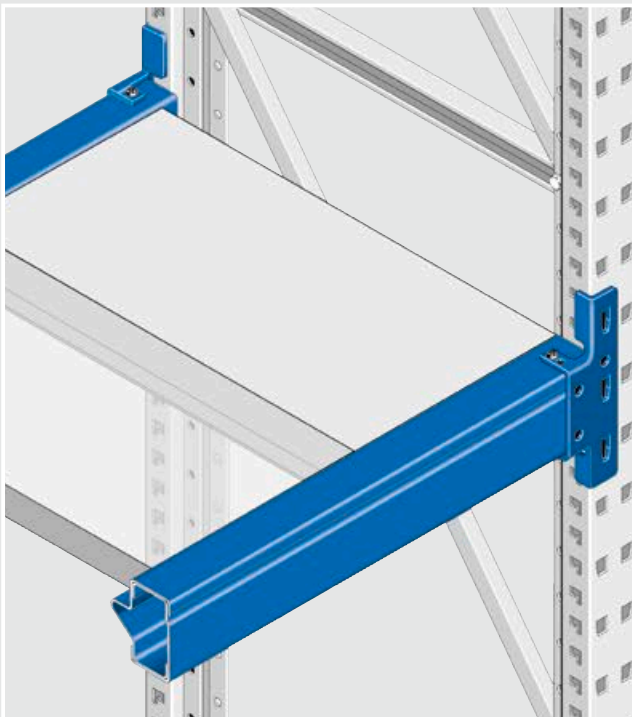


### Chipboard panels for longitudinal beams with graded profile

Bin covers made of chipboard are inserted between the longitudinal beams. Quality: 22 mm, normal density.

The specified loads apply for uniformly distributed loads.

Item	Frame depth (mm)	Beam length (mm)	Compartment load (kg)	Order no.
FSS 15-050-22-NA	500	1,500	560	329600
FSS 18-050-22-NA		1,800	600	329640
FSS 22-050-22-NA		2,200	600	329680
FSS 27-050-22-NA		2,700	600	329720
FSS 15-060-22-NA	600	1,500	370	329610
FSS 18-060-22-NA		1,800	440	329650
FSS 22-060-22-NA		2,200	540	329690
FSS 27-060-22-NA		2,700	600	329730
FSS 15-080-22-NA	800	1,500	190	329620
FSS 18-080-22-NA		1,800	230	329660
FSS 22-080-22-NA		2,200	280	329700
FSS 27-080-22-NA		2,700	350	329740
FSS 15-105-22-NA	1,050	1,500	100	329630
FSS 18-105-22-NA		1,800	130	329670
FSS 22-105-22-NA		2,200	150	329710
FSS 27-105-22-NA		2,700	190	329750



### Steel panels for longitudinal beams with graded profile

Steel panels made of sendzimir galvanized sheet steel, 200 or 300 mm wide, can be inserted into the longitudinal beams with a graded profile.

The capacity per panel is 150 kg with an evenly distributed load.

#### Complete panel sets – for 200 mm and 300 mm panels

Item	Frame depth (mm)	Beam length (mm)	Order no.
FPS-15050	500	1,500	109701
FPS-18050		1,800	109711
FPS-22050		2,200	109721
FPS-27050		2,700	109731
FPS-15060	600	1,500	109741
FPS-18060		1,800	109751
FPS-22060		2,200	109761
FPS-27060		2,700	109771
FPS-15080	800	1,500	109781
FPS-18080		1,800	109791
FPS-22080		2,200	109801
FPS-27080		2,700	109811
FPS-15105	1,050	1,500	109821
FPS-18105		1,800	109831
FPS-22105		2,200	109841
FPS-27105		2,700	109851

#### Single steel panels – panel width 200 mm


Item	Frame depth (mm)	Order no.
FPS 20-050-22-20A	500	329760
FPS 20-060-22-20A	600	329780
FPS 20-080-22-30A	800	329800
FPS 20-105-22-30A	1,050	329820

#### Single steel panels – panel width 300 mm

Item	Frame depth (mm)	Order no.
FPS 30-050-22-20A	500	329770
FPS 30-060-22-20A	600	329790
FPS 30-080-22-30A	800	329810
FPS 30-105-22-30A	1,050	329830

Order no. = on stock

**DUST GRAY**



RAL 7037

**GALVANIZED**



Compartment divider  
Dividing rods  
Push-in tubes

**GENTIAN BLUE**




RAL 5010

Spacers

**Mandatory labeling**

The regulations of the trade associations demand labeling of rack facilities with all the necessary load specifications




**Load signs**

Item	Width (mm)	Height (mm)	Order no.
<b>Made of aluminum, incl. fixing kit</b>			
LSTS 7050	450	600	on req.*
<b>Made from PVC-adhesive film (not shown)</b>			
TS 0615	60	150	on req.*

\* The technical data is defined via a time sheet. It is offered and invoiced as part of the price of the sign.

**Storage labeling and**

**safety accessories** from p. D16



**Compartment dividers**

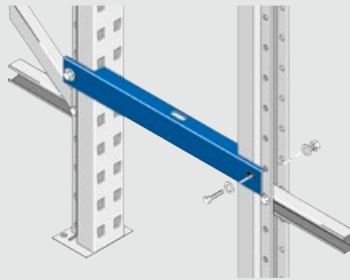
For vert. storage of wooden beams, pipes, etc. Adjustment 50 : 50 mm, galvanized.

Item	Frame depth (mm)	Length (mm)	Order no.
APH 340	500	340	18120
APH 740	800	740	18110

**Spacers**

Two single-row racks position one behind the other connected with spacers to form double-row racks.

Surface finish: Gentian Blue, RAL 5010.



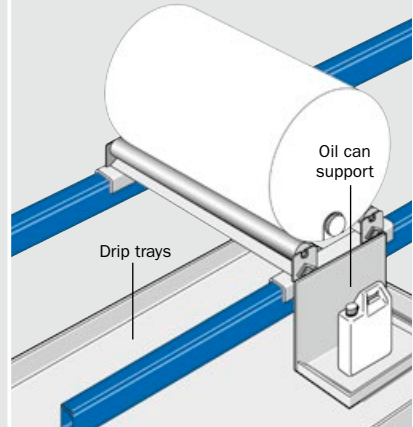
Item	Distance (mm)	Order no.
D 50 L	50	151060
D 100 L	100	151070
D 150 L	150	151080
D 200 L	200	151090
D 250 L	250	151100
D 300 L	300	151110
D 350 L	350	151120
D 400 L	400	151130
D 450 L	450	151140
D 500 L	500	151150

**WR 600 accessories**

**Oil can support**

Can be inserted into the front of drum supports, with support surface. Dimensions: 300 x 350 mm.

Surface finish: Dust gray, RAL 7037.




Item	Order no.
KT 30	116570



**Dividing rods**

For dividing compartments of Z traverses. Adjustment 50 : 50 mm, galvanized.

Item	Frame depth (mm)	Order no.
KTB 50	500	159420
KTB 80	800	159430
KTB S	Bracket padding	39640



**Push-in tubes**

For dividing compartments of Z traverses. Adjustment 50 : 50 mm, galvanized.

Item	Tube length (mm)	Order no.
KRA 4170	170	159440
KRA 4300	300	159450
KRA 4950	950	159460
KRA 4105	1,050	159470

**Drum supports**

Welded frame made of angled profiles. For rotary drum supports with two ball bearing-mounted, galvanized steel rollers. For fitting on longitudinal beams. Surface finish: Dust gray, RAL 7037. Load capacity 210 kg.



**Stationary**

Item	Frame depth (mm)	Order no.
FAS 80	800	116900
FAS 105	1,050	116520



**Rotatable**

Item	Frame depth (mm)	Order no.
FAD 80	800	116910
FAD 105	1,050	116560

Boxes / containers

Modular shelving

Longspan racking

Pallet racking

Cantilever racking

Mezzanines / platforms

On-line shelving / KDR shelving

Semi-automated solutions

Logistics systems

Appendix

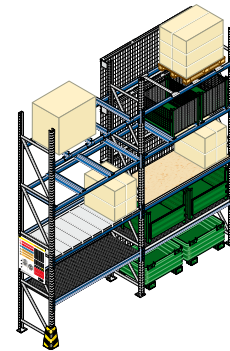
# Pallet racking systems – a stacking system with limitless versatility

SSI SCHAEFER's pallet racking systems are just as practical as the euro and industrial pallets themselves. Whether flat pallets, mesh box pallets or other load carriers – longitudinal beam racks for single or multi-space storage ensure excellent mobility for rapid goods turnaround. Multi-space longitudinal beam rack systems are used in diverse areas ranging from wholesale or spare parts warehouses in the electronics, engineering and automotive industries.

Single-space longitudinal beam rack systems are ideal for storing goods with the same base area and different heights. Drive-in racking systems have proven their value especially when storing a very large quantity of a limited range of different articles.

Combined with suitable accessories, pallets and containers, this solution enables products with the most diverse dimensions to be stored optimally.





**PR 350 longitudinal beam rackings** page **D4**



**PR 600 longitudinal beam rackings** page **D8**



**Accessories for pallet rackings** page **D12**

**Safety accessories** page **D16**

**Storage and storage space labeling** page **D20**

**PR 600 front-to-back beam rackings** page **D24**

**Drive-in and drive-through rackings** page **D26**

**Mobile rackings** page **D28**

**Pallet live storage rackings** page **D30**

**High rise rackings** page **D32**

Boxes /  
containers

Modular  
shelving

Longspan  
racking

Pallet  
racking

Cantilever  
racking

Mezzanines /  
platforms

On-line shelving /  
KDR shelving

Semi-automated  
solutions

Logistics  
systems

Appendix

# Overview of pallet racking systems

	<b>Longitudinal beam rackings PR 350</b>	<b>Longitudinal beam rackings PR 600</b>
Areas of use	Pallet storage of medium and large-volume goods with medium to high loads, e.g. in production areas and for on-line shelving	Pallet storage of medium and large-volume goods with medium to high loads, e.g. for logistics services or in distribution warehouses
Advantages	<ul style="list-style-type: none"> <li>▶ Solid and robust construction</li> <li>▶ Easy assembly with only a few components</li> </ul>	<ul style="list-style-type: none"> <li>▶ Light and economical</li> <li>▶ Sturdy due to special design</li> <li>▶ Precise dimensional accuracy</li> </ul>
Design	▶ Welded frame construction with longitudinal beams, 3 stand profiles each with 3 frame depths, 10 frame heights, 2 beam types, 7 field lengths	▶ Bolted frame construction with longitudinal beams, 4 stand profiles each with 3 frame depths, 10 frame heights, 2 beam types, 7 field lengths
Transverse connection	▶ Bold-free system	▶ Bold-free system
System hole pattern	▶ 50 : 50 mm	▶ 50 : 50 mm
Support widths	▶ 70, 80, 100 mm	▶ 75, 90, 100, 120 mm
Frame load capacity	▶ Up to 12,500 kg	▶ Up to 30,000 kg
Beam load capacity	▶ Up to 4,500 kg per pair	▶ Up to 4,500 kg per pair
Frame surface	▶ Painted RAL 7037, Dust Gray	▶ Galvanized
Beam surface	▶ Painted RAL 5010, Gentian Blue	▶ Painted RAL 5010, Gentian Blue



D4



D8

from pages



**Required safety equipment for racks as per BGR 234**

- 1.1 End stand increase**  
by at least 500 mm above the top rack height
- 1.2 Gangways**  
These must be covered (chipboard, grating). The clear gangway height must be at least 2,000 mm
- 1.3 Safety distance**  
End stops must be fitted in double-racks at a safety distance of less than 100 mm between the pallets
- 1.4 End Frames**  
Corner protectors must be fitted on all free-standing end frames. This also applies for gangways
- 1.5 Single-row racks**  
If one side of a free-standing single-row rack it is not used for loading or unloading then this side must be secured, for example with a rear wall panel, to prevent loading units from falling out
- 1.6 Front-to-back stacking**  
With front-to-back stacking, the pallets or containers have to be secured via front-to-back supports, chipboards or mesh panels. This does not apply to pallets, whose beams in run in the depth direction
- 1.7 Load labels**  
These must be provided for all rack facilities

**Technical regulations for the pallet racking**

- 2.1 Rack rows**  
A rack row must consist of at least 3 rack fields
- 2.2 Beam levels**  
There must be at least 2 beam levels per rack field
- 2.3 Compartment heights**  
The compartment heights must not differ by more than 200 mm. The maximum compartment height is 2,500 mm
- 2.4 Concrete quality of the hall floor**  
Minimum concrete quality of the hall floor:  
C20/25 as per DIN EN 19 921-1. Concrete thickness 200 mm



Information regarding **inspection requirements**  
for **rack systems**

Chapter J, page J1

Boxes /  
containersModular  
shelvingLongspan  
rackingPallet  
rackingCantilever  
rackingMezzanines /  
platformsOn-line shelving /  
KDR shelvingSemi-automated  
solutionsLogistics  
systems

Appendix

## PR 350 pallet racking

Longitudinal beam racks can be used universally for all tasks in the warehouse. Combined with suitable accessories, pallets and containers with even the most diverse dimensions can be stored optimally.

The PR 350 longitudinal beam rack is the further development of the robust and solid rack technology and represents the continuity at SSI SCHAEFER. The simple stacking system has been in use and thoroughly proven its qualities for more than 15 years.

The compatibility with other systems and extensive accessories allows the continuous expansion of existing equipment and rack solutions.



DUST GRAY

GENTIAN BLUE



Frame




Longitudinal beams

- ▶ **High load capacity**  
Frame load capacity of up to 12,500 kg (for min. 2 beam pairs INP 100 per rack field and 5 rack fields per rack row), beam load capacity up to 4,500 kg per pair
- ▶ **Sturdy due to special design**
- ▶ **High-quality materials**
- ▶ **System hole pattern**  
with adjustment spacing 50 : 50 mm
- ▶ **Support widths**  
70, 80, 100 mm
- ▶ **Easy assembly**  
with only a few components
- ▶ **Welded frame construction**
- ▶ **Solid base**
- ▶ **Robust design**  
with a material thicknesses up to 4 mm




# Frames and longitudinal beams PR 350


Front-to-back supports  
Page D14




Front-to-back supports



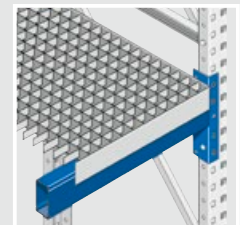
Fork spacer




Front-to-back supports made of angled profile with locking bracket



Steel panels, attached



Mesh panels, attached



Chipboard with edge protection, attached

Mesh back panels  
Page D18

Frame  
Page D6

Fork spacers  
Page D14

Front-to-back support from the angled profile  
Page D14

Steel panels on INP beam profile  
Page D15

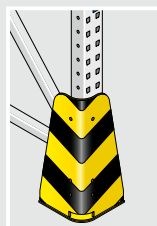
Load sign  
Page D19

Chipboards attached  
Page D16

Mesh panels on beam profile INP  
Page D15

Corner protector  
Page D16

Longitudinal beams  
Page D7



Corner protector



Load sign

Boxes / containers

Modular shelving

Longspan racking

Pallet racking

Cantilever racking

Mezzanines / platforms

On-line shelving / KDR shelving

Semi-automated solutions

Logistics systems

Appendix

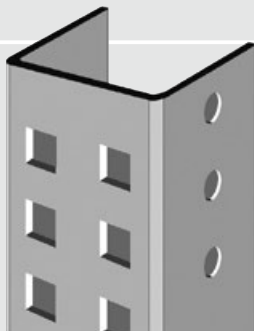
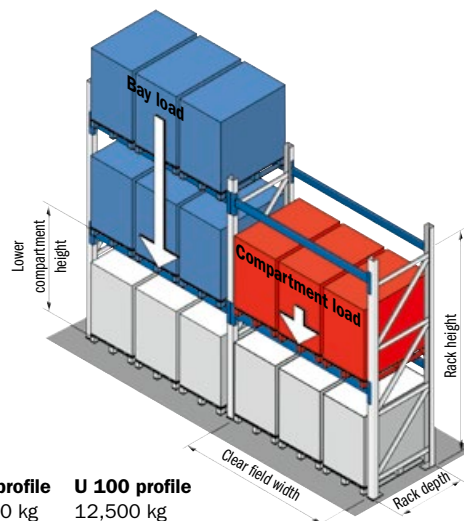


# PR 350 frame

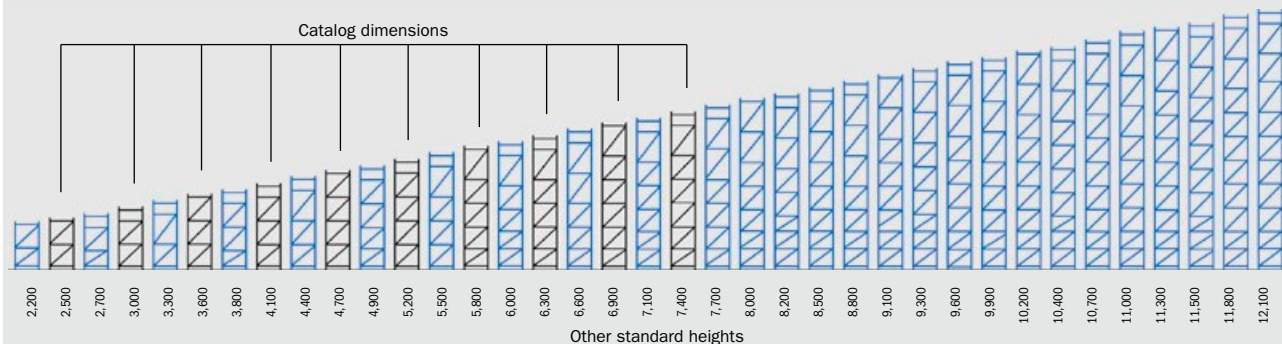
## ► Frame load capacity

The permissible load capacity of the frame depends on the compartment height and the planned beam profile. The specified values apply for racks with at least 2 pairs of longitudinal beams/rack fields, rows with at least 5 rack fields and INP 100 beam profiles. The values vary depending on the beam profile.

If you have any questions please contact our technical consultants.



Compartment height	Frame load capacity		
	U 70 profile	U 80 profile	U 100 profile
1,000 mm	5,500 kg	10,600 kg	12,500 kg
1,250 mm	5,200 kg	10,000 kg	12,000 kg
1,500 mm	4,600 kg	9,600 kg	11,800 kg
1,750 mm	4,000 kg	9,300 kg	11,600 kg
2,000 mm	3,650 kg	8,000 kg	10,000 kg
2,250 mm	3,300 kg	7,200 kg	9,000 kg
2,500 mm	2,900 kg	6,000 kg	7,500 kg



Item	Frame height (mm)	Frame depth (mm)	Order no.	Item	Frame height (mm)	Frame depth (mm)	Order no.	Item	Frame height (mm)	Frame depth (mm)	Order no.
<b>U 70 profile</b>											
RN 70258	2,500	850	126030	RN 70251	2,500	1,050	126390	RN 70252	2,500	1,250	126750
RN 70308	3,000	850	126090	RN 70301	3,000	1,050	126450	RN 70302	3,000	1,250	126810
RN 70368	3,600	850	126150	RN 70361	3,600	1,050	126510	RN 70362	3,600	1,250	126870
RN 70418	4,100	850	126210	RN 70411	4,100	1,050	126570	RN 70412	4,100	1,250	126930
RN 70478	4,700	850	126270	RN 70471	4,700	1,050	126630	RN 70472	4,700	1,250	126990
RN 70528	5,200	850	126330	RN 70521	5,200	1,050	126690	RN 70522	5,200	1,250	127050
<b>U 80 profile</b>											
RN 80258	2,500	850	126040	RN 80251	2,500	1,050	126400	RN 80252	2,500	1,250	126760
RN 80308	3,000	850	126100	RN 80301	3,000	1,050	126460	RN 80302	3,000	1,250	126820
RN 80368	3,600	850	126160	RN 80361	3,600	1,050	126520	RN 80362	3,600	1,250	126880
RN 80418	4,100	850	126220	RN 80411	4,100	1,050	126580	RN 80412	4,100	1,250	126940
RN 80478	4,700	850	126280	RN 80471	4,700	1,050	126640	RN 80472	4,700	1,250	127000
RN 80528	5,200	850	126340	RN 80521	5,200	1,050	126700	RN 80522	5,200	1,250	127060
RN 80588	5,800	850	127120	RN 80581	5,800	1,050	127480	RN 80582	5,800	1,250	127840
RN 80638	6,300	850	127180	RN 80631	6,300	1,050	127540	RN 80632	6,300	1,250	127900
RN 80698	6,900	850	127240	RN 80691	6,900	1,050	127600	RN 80692	6,900	1,250	127960
RN 80748	7,400	850	127300	RN 80741	7,400	1,050	127660	RN 80742	7,400	1,250	128020
<b>U 100 profile</b>											
RN 10368	3,600	850	126170	RN 10361	3,600	1,050	126530	RN 10362	3,600	1,250	126890
RN 10418	4,100	850	126230	RN 10411	4,100	1,050	126590	RN 10412	4,100	1,250	126950
RN 10478	4,700	850	126290	RN 10471	4,700	1,050	126650	RN 10472	4,700	1,250	127010
RN 10528	5,200	850	126350	RN 10521	5,200	1,050	126710	RN 10522	5,200	1,250	127070
RN 10588	5,800	850	127130	RN 10581	5,800	1,050	127490	RN 10582	5,800	1,250	127850
RN 10638	6,300	850	127190	RN 10631	6,300	1,050	127550	RN 10632	6,300	1,250	127910
RN 10698	6,900	850	127250	RN 10691	6,900	1,050	127610	RN 10692	6,900	1,250	127970
RN 10748	7,400	850	127310	RN 10741	7,400	1,050	127670	RN 10742	7,400	1,250	128030

Order no. = on stock

DUST GRAY

Support profiles



RAL 7037

GENTIAN BLUE

Longitudinal beams



RAL 5010

# Longitudinal beams

## ► Support profiles

made from thick-walled U-profile. Welded together with horizontal and diagonal braces to create a stable frame.

System hole pattern 50 : 50 mm steps.

Solid floor plates safely transfer the loads to the floor.

## ► Longitudinal beams

with welded 5-hook rear lips. These guarantee an interlocking connection with the rack supports.

Adjustable using the system hole pattern 50 : 50 mm.

2 retaining pins (included in the scope of delivery) per section are required to prevent unintentional removal.

The load specifications apply for uniformly distributed loads.

**The order numbers apply for one beam.**


## ► Longitudinal beam rack system dimensions

### Storage in depth direction

Pallet dimensions	Insertion depth	Rack depth
800 x 1,200 mm	1,200 mm	1,050 mm
1,000 x 1,200 mm	1,200 mm	1,050 mm
1,200 x 1,200 mm	1,200 mm	1,050 mm

### Storage in transverse direction

Pallet dimensions	Insertion depth	Rack depth
800 x 1,200 mm	800 mm	850 mm
1,000 x 1,200 mm	1,000 mm	1,050 mm

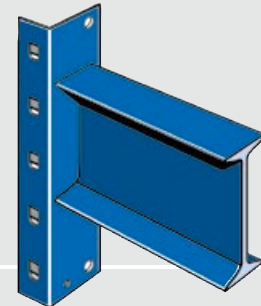


## PR 350 accessories

from page **D14**

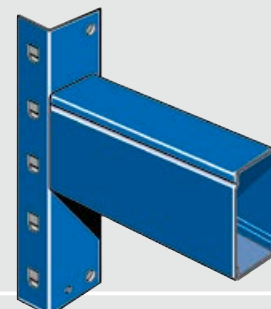
### Longitudinal beams with INP profile

Item	Load/ pair (kg)	Profile type	Order no.	Item	Load/ pair (kg)	Profile type	Order no.	Item	Load/ pair (kg)	Profile type	Order no.
<b>Length 1,800 mm</b>				<b>Length 2,200 mm</b>				<b>Length 2,700 mm</b>			
TRN1-180-08-I	3,000	INP 80	323560	TRN1-220-08-I	2,500	INP 80	323600	TRN1-270-08-I	2,100	INP 80	323650
TRN1-180-10-I	4,500	INP 100	323720	TRN1-220-10-I	4,200	INP 100	323760	TRN1-270-10-I	3,500	INP 100	323810
								TRN1-270-12-I	4,500	INP 120	324030
<b>Length 2,900 mm</b>				<b>Length 3,300 mm</b>							
TRN1-290-08-I	1,900	INP 80	323670	TRN1-330-08-I	1,400	INP 80	323710				
TRN1-290-10-I	3,300	INP 100	323830	TRN1-330-10-I	2,700	INP 100	323870				
TRN1-290-12-I	4,500	INP 120	324050	TRN1-330-12-I	4,400	INP 120	324090				
<b>Length 3,600 mm</b>				<b>Length 3,900 mm</b>							
TRN1-360-10-I	2,300	INP 100	323900	TRN1-390-10-I	2,000	INP 100	323930				
TRN1-360-12-I	3,900	INP 120	324120	TRN1-390-12-I	3,400	INP 120	324150				



### Longitudinal beams with CE profile

Item	Load/ pair (kg)	Profile type	Order no.	Item	Load/ pair (kg)	Profile type	Order no.	Item	Load/ pair (kg)	Profile type	Order no.
<b>Length 1,800 mm</b>				<b>Length 2,200 mm</b>				<b>Length 2,700 mm</b>			
TRN1-180-085-30 CE	3,200	CE 80	324220	TRN1-220-085-30 CE	2,500	CE 80	324230	TRN1-270-085-30 CE	1,700	CE 80	324240
TRN1-180-105-30 CE	4,200	CE 100	on req.	TRN1-220-105-30 CE	3,500	CE 100	on req.*	TRN1-270-105-30 CE	2,600	CE 100	on req.*
TRN1-180-115-30 CE	4,500	CE 110	324300	TRN1-220-115-30 CE	3,900	CE 110	324310	TRN1-270-115-30 CE	3,000	CE 110	324320
								TRN1-270-125-30 CE	3,600	CE 120	on req.*
								TRN1-270-145-30 CE	4,300	CE 140	312850
<b>Length 2,900 mm</b>				<b>Length 3,300 mm</b>							
TRN1-290-085-30 CE	1,500	CE 80	on req.*	TRN1-330-115-30 CE	2,200	CE 110	324340				
TRN1-290-105-30 CE	2,300	CE 100	on req.*	TRN1-330-125-30 CE	2,600	CE 120	on req.*				
TRN1-290-115-30 CE	2,700	CE 110	324330	TRN1-330-145-30 CE	3,100	CE 140	312910				
TRN1-290-125-30 CE	3,200	CE 120	on req.*								
TRN1-290-145-30 CE	3,800	CE 140	312870								
<b>Length 3,600 mm</b>				<b>Length 3,900 mm</b>							
TRN1-360-115-30 CE	1,900	CE 110	324350	TRN1-390-145-30 CE	2,300	CE 140	312970				
TRN1-360-125-30 CE	2,300	CE 120	on req.*								
TRN1-360-145-30 CE	2,700	CE 140	312940								



\* Minimum order quantity on request.

Boxes /  
containersModular  
shelvingLongspan  
rackingPallet  
rackingCantilever  
rackingMezzanines /  
platformsOn-line shelving /  
KDR shelvingSemi-automated  
solutionsLogistics  
systems

Appendix



# PR 600 – the modern pallet racking system

The PR 600 rack system is characterized by its diverse, versatile configuration options. This enables the implementation of all designs including longitudinal beams, front-to-back beams and drive-in racking systems for maximum storage capacity with a minimum volume.

One advantage that frequently does not come into play until later is the

ability to adapt the system to changing circumstances. The rack frames are bolted together and also designed for the highest loads.

This is a modern pallet racking system – a versatile stacking system for individual solutions.

### ► Tested quality

PR 600 longitudinal beam racks have the RAL-RG 614/2 seal of quality. Compliance with the criteria is checked twice per year by an independent authority. This guarantees that both the material and the production fulfill the high quality requirements.



GALVANIZED



Frame


GENTIAN BLUE



Longitudinal beams

RAL 5010


- ▶ **High load capacity**  
Frame load capacity of up to 30,000 kg (for min. 2 beam pairs INP 100 per rack field and 5 rack fields per rack row), beam load capacity up to 4,500 kg per pair
- ▶ **Light and economical**
- ▶ **Sturdy due to special design**
- ▶ **High-quality materials**
- ▶ **Precise dimensional accuracy**
- ▶ **System hole pattern**  
with adjustment spacing 50 : 50 mm
- ▶ **Support widths**  
75, 90, 100, 120 mm
- ▶ **Easy assembly**  
with only a few components
- ▶ **Bolted frame construction**




# Frames and longitudinal beams PR 600

Front-to-back supports


Page D14




Front-to-back supports



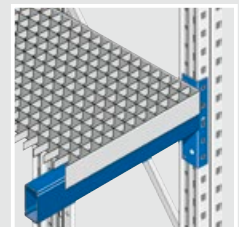
Fork spacer



Front-to-back supports made of angled profile with locking bracket



Steel panels, attached



Mesh panels, attached



Chipboard with edge protection, attached

Mesh back panels

Page D18

Frame

Page D10

Front-to-back support from the angled profile

Page D14

End stops

Page D19

Fork spacers

Page D14

Load sign

Page D19

Steel panels on INP beam profile

Page D15

Chipboards attached

Page D16

Mesh panels on beam profile INP

Page D15

Corner protector


Page D16

Longitudinal beams

Page D11



Corner protector



Load sign

Boxes / containers

Modular shelving

Longspan racking

Pallet racking

Cantilever racking

Mezzanines / platforms

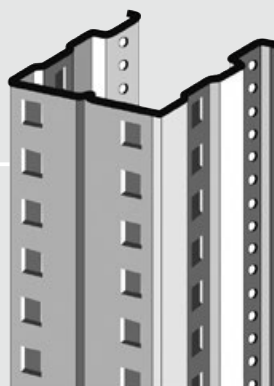
On-line shelving / KDR shelving

Semi-automated solutions

Logistics systems

Appendix

# PR 600 frame

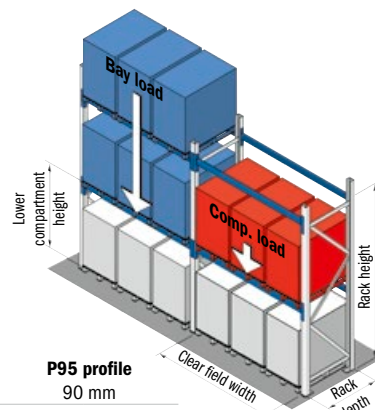


## ► Frame load capacity

The permissible bay load capacity of the frame depends on the compartment height and the planned beam profile. The specified values apply for racks with at least 2 pairs of longitudinal beams/rack field, rows with at least 5 rack fields and CE 110 for fields width 2,700 mm along with CE 140 for field with 3,600 mm). The values vary depending on the beam profile.

Compartment heights exceeding 2,500 mm require a separate static calculation.

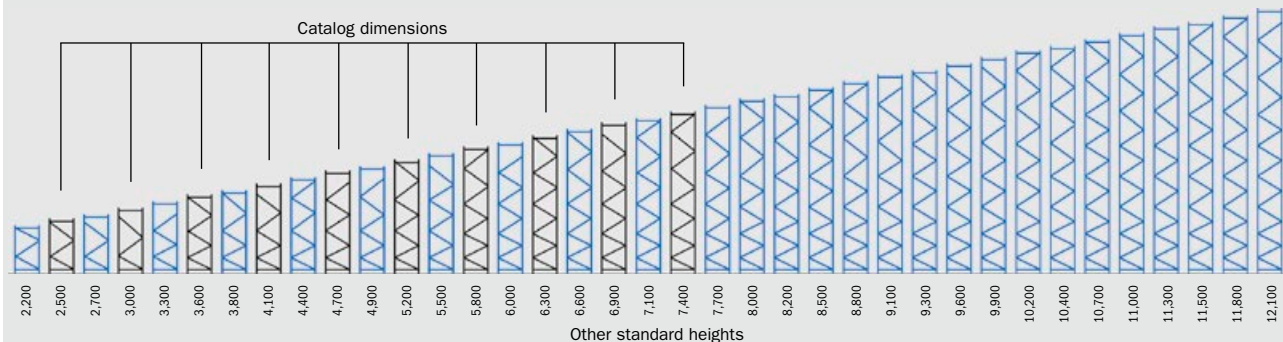
If you have any questions please contact our technical consultants.



Support width	P73 profile 75 mm		P93 profile 90 mm		P95 profile 90 mm	
	Frame load capacity					
	Field width		Field width		Field width	
Comp. height	2,700 mm	3,600 mm	2,700 mm	3,600 mm	2,700 mm	3,600 mm
750 mm	9,050 kg	7,850 kg	10,400 kg	9,450 kg	16,300 kg	16,750 kg
1,000 mm	9,050 kg	7,850 kg	9,850 kg	9,150 kg	13,350 kg	13,400 kg
1,250 mm	7,200 kg	6,900 kg	9,250 kg	8,500 kg	12,700 kg	11,700 kg
1,500 mm	7,100 kg	6,800 kg	9,250 kg	8,500 kg	12,600 kg	11,350 kg
1,750 mm	6,850 kg	6,700 kg	8,900 kg	8,300 kg	10,700 kg	10,400 kg
2,000 mm	6,850 kg	6,700 kg	8,750 kg	8,150 kg	10,700 kg	10,400 kg
2,250 mm	6,550 kg	6,450 kg	8,750 kg	8,100 kg	10,050 kg	9,950 kg
2,500 mm	5,700 kg	5,700 kg	7,450 kg	7,750 kg	10,050 kg	9,750 kg

## Other frame profiles

on request



## PR 600 accessories

from page D12

### P 73 profile

Item	Frame height (mm)	Order no.	Item	Frame height (mm)	Order no.	Item	Frame height (mm)	Order no.
<b>Frame depth 850 mm</b>			<b>Frame depth 1,050 mm</b>			<b>Frame depth 1,250 mm</b>		
RV1-773-0250-085	2,500	307280	RV1-773-0250-105	2,500	307520	RV1-773-0250-125	2,500	307760
RV1-773-0300-085	3,000	307290	RV1-773-0300-105	3,000	307530	RV1-773-0300-125	3,000	307770
RV1-773-0360-085	3,600	307300	RV1-773-0360-105	3,600	307540	RV1-773-0360-125	3,600	307780
RV1-773-0410-085	4,100	307310	RV1-773-0410-105	4,100	307550	RV1-773-0410-125	4,100	307790
RV1-773-0470-085	4,700	307320	RV1-773-0470-105	4,700	307560	RV1-773-0470-125	4,700	307800
RV1-773-0520-085	5,200	307330	RV1-773-0520-105	5,200	307570	RV1-773-0520-125	5,200	307810

### P 93 profile

RV1-973-0250-085	2,500	307340	RV1-973-0250-105	2,500	307580	RV1-973-0250-125	2,500	307820
RV1-973-0300-085	3,000	307350	RV1-973-0300-105	3,000	307590	RV1-973-0300-125	3,000	307830
RV1-973-0360-085	3,600	307360	RV1-973-0360-105	3,600	307600	RV1-973-0360-125	3,600	307840
RV1-973-0410-085	4,100	307370	RV1-973-0410-105	4,100	307610	RV1-973-0410-125	4,100	307850
RV1-973-0470-085	4,700	307380	RV1-973-0470-105	4,700	307620	RV1-973-0470-125	4,700	307860
RV1-973-0520-085	5,200	307390	RV1-973-0520-105	5,200	307630	RV1-973-0520-125	5,200	307870
RV1-973-0580-085	5,800	307400	RV1-973-0580-105	5,800	307640	RV1-973-0580-125	5,800	307880
RV1-973-0630-085	6,300	307410	RV1-973-0630-105	6,300	307650	RV1-973-0630-125	6,300	307890
RV1-973-0690-085	6,900	307420	RV1-973-0690-105	6,900	307660	RV1-973-0690-125	6,900	307900
RV1-973-0740-085	7,400	307430	RV1-973-0740-105	7,400	307670	RV1-973-0740-125	7,400	307910

### P 95 profile

RV1-975-0360-085	3,600	307440	RV1-975-0360-105	3,600	307680	RV1-975-0360-125	3,600	307920
RV1-975-0410-085	4,100	307450	RV1-975-0410-105	4,100	307690	RV1-975-0410-125	4,100	307930
RV1-975-0470-085	4,700	307460	RV1-975-0470-105	4,700	307700	RV1-975-0470-125	4,700	307940
RV1-975-0520-085	5,200	307470	RV1-975-0520-105	5,200	307710	RV1-975-0520-125	5,200	307950
RV1-975-0580-085	5,800	307480	RV1-975-0580-105	5,800	307720	RV1-975-0580-125	5,800	307960
RV1-975-0630-085	6,300	307490	RV1-975-0630-105	6,300	307730	RV1-975-0630-125	6,300	307970
RV1-975-0690-085	6,900	307500	RV1-975-0690-105	6,900	307740	RV1-975-0690-125	6,900	307980
RV1-975-0740-085	7,400	307510	RV1-975-0740-105	7,400	307750	RV1-975-0740-125	7,400	307990

Order no. = on stock



GALVANIZED



Support profiles

GENTIAN BLUE



Longitudinal beams

RAL 5010

# Longitudinal beams

## Support profiles

Made of cold rolled, high-strength steel. Their special shape makes the supports highly rigid. These are bolted together with horizontal and diagonal braces to create a sturdy frame. Delivered unassembled.

System hole pattern 50 : 50 mm steps.

Solid floor plates safely transfer the loads to the floor.

## Longitudinal beams

with welded 5-hook rear lips. These guarantee an interlocking connection with the rack supports.

Adjustable using the system hole pattern 50:50 mm.

2 retaining pins (included in the scope of delivery) per section are required to prevent unintentional removal.

The load specifications apply for uniformly distributed loads.

**The order numbers apply for one beam.**

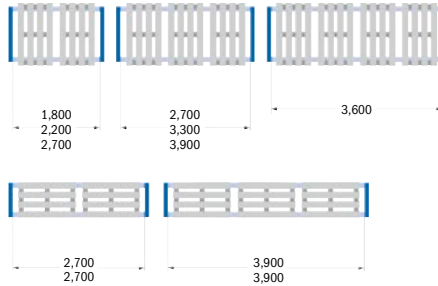
## Longitudinal beam rack system dimensions

### Storage in depth direction

Pallet dimensions	Insertion depth	Rack depth
800 x 1,200 mm	1,200 mm	1,050 mm
1,000 x 1,200 mm	1,200 mm	1,050 mm
1,200 x 1,200 mm	1,200 mm	1,050 mm

### Storage in transverse direction

Pallet dimensions	Insertion depth	Rack depth
800 x 1,200 mm	800 mm	850 mm
1,000 x 1,200 mm	1,000 mm	1,050 mm

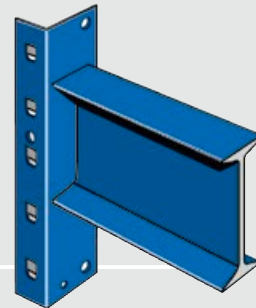


**Compatible with WR 600 longspan racking systems**

Chapter C, from page C1

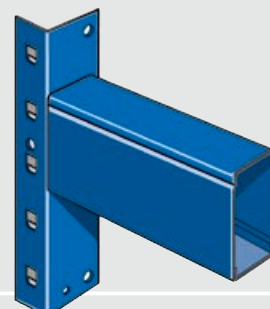
## Longitudinal beams with INP profile

Item	Load/ pair (kg)	Profile type	Order no.	Item	Load/ pair (kg)	Profile type	Order no.	Item	Load/ pair (kg)	Profile type	Order no.
<b>Length 1,800 mm</b>				<b>Length 2,200 mm</b>				<b>Length 2,700 mm</b>			
TRV1-180-08-I	3,000	INP 80	321500	TRV1-220-08-I	2,500	INP 80	321540	TRV1-270-08-I	2,100	INP 80	321590
TRV1-180-10-I	4,500	INP 100	321660	TRV1-220-10-I	4,200	INP 100	321700	TRV1-270-10-I	3,500	INP 100	321750
								TRV1-270-12-I	4,500	INP 120	321970
<b>Length 2,900 mm</b>				<b>Length 3,300 mm</b>							
TRV1-290-08-I	1,900	INP 80	321610	TRV1-330-08-I	1,400	INP 80	321650				
TRV1-290-10-I	3,300	INP 100	321770	TRV1-330-10-I	2,700	INP 100	321810				
TRV1-290-12-I	4,500	INP 120	321990	TRV1-330-12-I	4,400	INP 120	322030				
<b>Length 3,600 mm</b>				<b>Length 3,900 mm</b>							
TRV1-360-10-I	2,300	INP 100	321840	TRV1-390-10-I	2,000	INP 100	321870				
TRV1-360-12-I	3,900	INP 120	322060	TRV1-390-12-I	3,400	INP 120	322090				



## Longitudinal beams with CE profile


Item	Load/ pair (kg)	Profile type	Order no.	Item	Load/ pair (kg)	Profile type	Order no.	Item	Load/ pair (kg)	Profile type	Order no.
<b>Length 1,800 mm</b>				<b>Length 2,200 mm</b>				<b>Length 2,700 mm</b>			
TRV1-180-085-30 CE	3,200	CE 80	322160	TRV1-220-085-30 CE	2,500	CE 80	322200	TRV1-270-085-30 CE	1,700	CE 80	322250
TRV1-180-105-30 CE	4,200	CE 100	on req.*	TRV1-220-105-30 CE	3,500	CE 100	on req.*	TRV1-270-105-30 CE	2,600	CE 100	on req.*
TRV1-180-115-30 CE	4,500	CE 110	322720	TRV1-220-115-30 CE	3,900	CE 110	322760	TRV1-270-115-30 CE	3,000	CE 110	322810
								TRV1-270-125-30 CE	3,600	CE 120	on req.*
								TRV1-270-145-30 CE	4,300	CE 140	323370
<b>Length 2,900 mm</b>				<b>Length 3,300 mm</b>							
TRV1-290-085-30 CE	1,500	CE 80	on req.*	TRV1-330-115-30 CE	2,200	CE 110	322870				
TRV1-290-105-30 CE	2,300	CE 100	on req.*	TRV1-330-125-30 CE	2,600	CE 120	on req.*				
TRV1-290-115-30 CE	2,700	CE 110	322830	TRV1-330-145-30 CE	3,100	CE 140	323430				
TRV1-290-125-30 CE	3,200	CE 120	on req.*								
TRV1-290-145-30 CE	3,800	CE 140	323390								
<b>Length 3,600 mm</b>				<b>Length 3,900 mm</b>							
TRV1-360-115-30 CE	1,900	CE 110	322900	TRV1-390-145-30 CE	2,300	CE 140	323490				
TRV1-360-125-30 CE	2,300	CE 120	on req.*								
TRV1-360-145-30 CE	2,700	CE 140	323460								



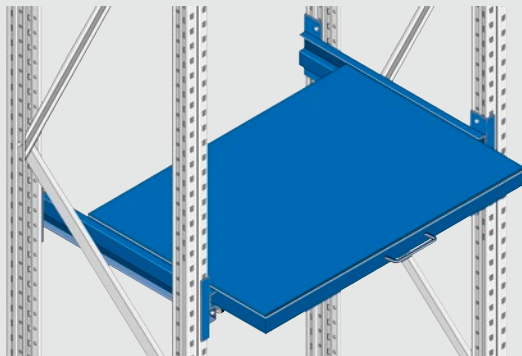
\* Minimum order quantity on request.

Boxes /  
containersModular  
shelvingLongspan  
rackingPallet  
rackingCantilever  
rackingMezzanines /  
platformsOn-line shelving /  
KDR shelvingSemi-automated  
solutionsLogistics  
systems

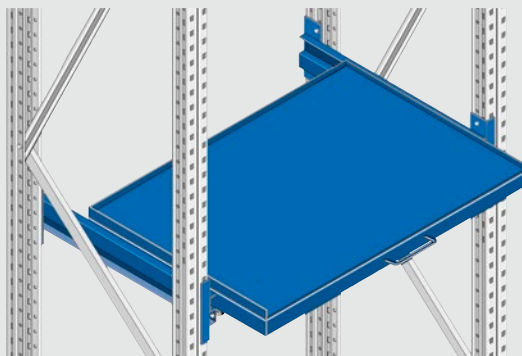
Appendix




# PR 600 accessories



Extendable shelf, sheet metal cladding, smooth



Extendable shelf, sheet metal cladding, 3-sided rolling edge



Extendable shelf, chipboard cladding

## Heavy duty extendable shelves

Precision construction made of welded steel profile with precise steel ball bearings. The guide rails are bolted to the frame and can be adjusted using the system hole pattern of 50 : 50 mm. A double lock secures the extendable shelf when it is pulled out and pushed in. Load capacity of up to 1,000 kg with an evenly distributed load.

### Heavy duty extendable shelves, 67% extendable

Item	Frame depth (mm)	Usable depth (mm)	Extension length (mm)	Load capacity (kg)	Order no.
------	------------------	-------------------	-----------------------	--------------------	-----------

#### Extendable shelf, sheet metal cladding, smooth

For racks with clear field width 900 mm, usable width 800 mm.

<b>AB 08.091</b>	850	800	530	1,000	<b>143230</b>
<b>AB 12.091</b>	1,250	1,200	830	1,000	<b>143260</b>

For racks with clear field width 1,300 mm, usable width 1,200 mm.

<b>AB 08.131</b>	850	800	530	1,000	<b>143290</b>
<b>AB 12.131</b>	1,250	1,200	830	1,000	<b>143320</b>

#### Extendable shelf, sheet metal cladding, 3-sided rolling edge

For racks with clear field width 900 mm, usable width 800 mm.

<b>AB 08.092</b>	850	800	530	1,000	<b>143240</b>
<b>AB 12.092</b>	1,250	1,200	830	1,000	<b>143270</b>

For racks with clear field width 1,300 mm, usable width 1,200 mm.

<b>AB 08.132</b>	850	800	530	1,000	<b>143300</b>
<b>AB 12.132</b>	1,250	1,200	830	1,000	<b>143330</b>

#### Extendable shelf, chipboard cladding

For racks with clear field width 900 mm, usable width 800 mm.

<b>AB 08.093</b>	850	800	530	1,000	<b>143250</b>
<b>AB 12.093</b>	1,250	1,200	830	1,000	<b>143280</b>

For racks with clear field width 1,300 mm, usable width 1,200 mm.

<b>AB 08.133</b>	850	800	530	1,000	<b>143310</b>
<b>AB 12.133</b>	1,250	1,200	830	1,000	<b>143340</b>

### Heavy duty extendable shelves, 100% extendable

Item	Frame depth (mm)	Usable depth (mm)	Extension length (mm)	Load capacity (kg)	Order no.
------	------------------	-------------------	-----------------------	--------------------	-----------

#### Extendable shelf, sheet metal cladding, smooth

For racks with clear field width 900 mm, usable width 800 mm.

<b>AB 08.091 V</b>	850	800	800	1,000	<b>143800</b>
<b>AB 12.091 V</b>	1,250	1,200	1,200	1,000	<b>143860</b>

For racks with clear field width 1,300 mm, usable width 1,200 mm.

<b>AB 08.131 V</b>	850	800	800	1,000	<b>143830</b>
<b>AB 12.131 V</b>	1,250	1,200	1,200	1,000	<b>143890</b>

#### Extendable shelf, sheet metal cladding, 3-sided rolling edge

For racks with clear field width 900 mm, usable width 800 mm.

<b>AB 08.092 V</b>	850	800	800	1,000	<b>143810</b>
<b>AB 12.092 V</b>	1,250	1,200	1,200	1,000	<b>143870</b>

For racks with clear field width 1,300 mm, usable width 1,200 mm.

<b>AB 08.132 V</b>	850	800	800	1,000	<b>143840</b>
<b>AB 12.132 V</b>	1,250	1,200	1,200	1,000	<b>143900</b>

#### Extendable shelf, chipboard cladding

For racks with clear field width 900 mm, usable width 800 mm.

<b>AB 08.093 V</b>	850	800	800	1,000	<b>143820</b>
<b>AB 12.093 V</b>	1,250	1,200	1,200	1,000	<b>143880</b>

For racks with clear field width 1,300 mm, usable width 1,200 mm.

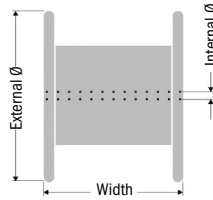
<b>AB 08.133 V</b>	850	800	800	1,000	<b>143850</b>
<b>AB 12.133 V</b>	1,250	1,200	1,200	1,000	<b>143910</b>

Order no. = on stock

# Accessories

## Cable drum sizes as per DIN 46 391

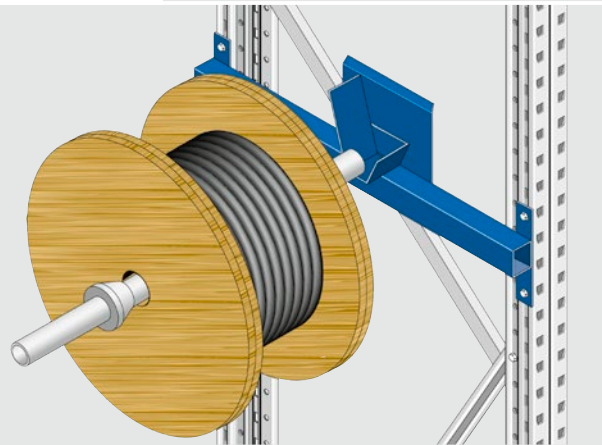
Nominal size	External Ø (mm)	Internal Ø (mm)	Width (mm)	Clear field width (mm)	Max. load-bearing capacity (kg)
N 5	470	56	470	900	100
N 6	630	56	470	900	100
N 7	710	80	550	900	250
N 8	800	80	550	900	650
N 9	900	80	710	1,100	800
N 10	1,050	80	710	1,100	1,000
N 12	1,250	80	930	1,300	1,500



## Cable drum axles

Cable drum axles made of hollow profile for fitting the cable drum.

Item	Clear field width (mm)	Design for	Cone type	for cable drums	Order no.
TRA KM 0905	900	Type KM	AK 33	N 5 - N 6	143410
TRA KM 0910		Type KM	AK 48	N 7 - N 8	143920
TRA KM 1105	1,100	Type KM	AK 33	N 5 - N 6	143930
TRA KM 1110		Type KM	AK 48	N 7 - N 8	143420
TRA KM 1115		Type KM	AK 60	N 9 - N 10	143430
TRA KM 1315	1,300	Type KM	AK 60	N 9 - N 12	143440



QT KM cable drum beam

## Cable drum beams

Cable drum beams made of square hollow profile are bolted onto the rack supports. Adjustment 50 : 50 mm, shaft fitting with tray as a load-dependent brake and for low-noise unwinding.

Item	Frame depth (mm)	Type	for cable drums	Order no.
QT KM 6208	850	with tray	N 5 - N 12	143370
QT KM 6210	1,050	with tray	N 5 - N 12	143390

## Cones

With the adjusting screw for centering the cable drum on the shaft.

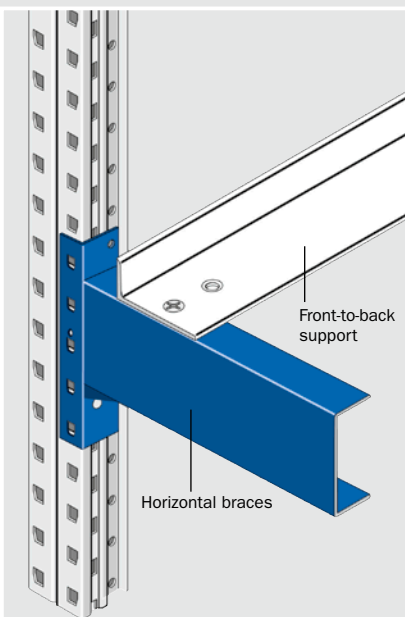
Item	for cable drums	Material	Order no.
AK 33	N 5 - N 6	Polyamide	143940
AK 48	N 7 - N 8	Polyamide	143350
AK 60	N 9 - N 12	Polyamide	143360

## U 100 horizontal braces

With welded 5-hook rear lips guarantee an interlocking connection with the rack supports. Adjustment 50 : 50 mm steps.

4 retaining pins (included) per pair are required to prevent unintentional removal.

With holes for mounting the front-to-back supports.

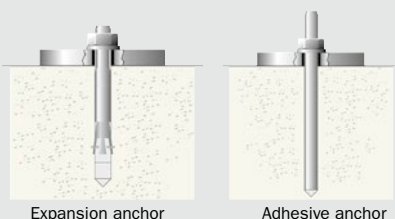


Item	Length (mm)	Pallet/container depth (mm)	Order no.
LVU 090	900	800	116930
LVU 110	1,100	1,000	116940
LVU 130	1,300	1,200	116950

## Floor anchor

The frame needs to be anchored to ensure the stability of the pallet racking systems. M10 expansion anchors are used for a normal C20/25 concrete floor; M10 adhesive anchors are used for floors containing magnesium.

Item		Order no.
BA 10 SL	M 10 expansion anchor	67030
BA 10 VA	M 10 adhesive anchor	67390



## Base shims

To compensate for uneven ground, galvanized.

Item	Thickness (mm)	Support profile	Order no.
<b>for PR 350 pallet racking systems</b>			
AP 35.81	1	U 70	151000
AP 35.81	1	U 80	151000
AP 35.11	1	U 100	151020
<b>for PR 600 pallet racking systems</b>			
AP 60.91	1	all	143150
AP 60.92	2	all	155010

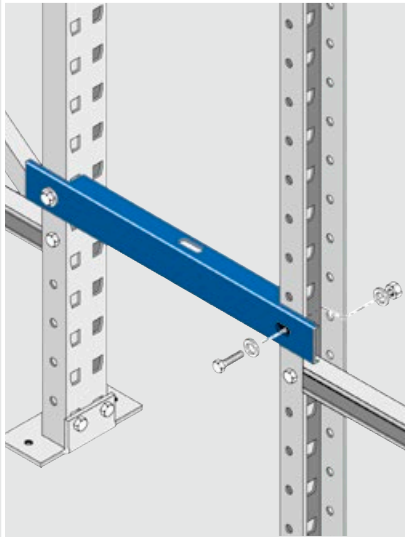
## Insulation plates

Insulation plates made of plastic are needed for each rack support in order to prevent corrosion on floors containing magnesium.

Item	Thickness (mm)	Support profile	Order no.
<b>for PR 350 pallet rackings</b>			
IP 35.81	1	U 70	151040
IP 35.81	1	U 80	151040
IP 35.11	1	U 100	151050
<b>for PR 600 pallet rackings</b>			
IP 60.91	1	all	155020



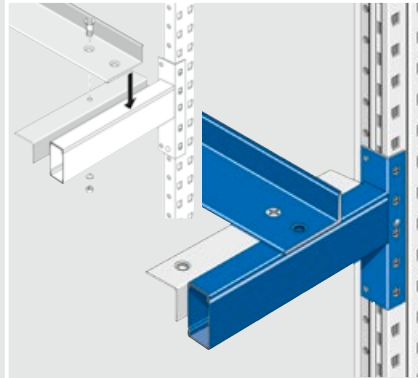
# Accessories for PR 350 and PR 600



### Spacers

Two single-row racks can be positioned one behind the other and then connected with spacers to form double-row racks. The length of the spacers is calculated from the difference between the rack depth and loading aids/loading unit plus 100 mm.

Item	Distance (mm)	Order no.
D 50 L	50	151060
D 100 L	100	151070
D 150 L	150	151080
D 200 L	200	151090
D 250 L	250	151100
D 300 L	300	151110
D 350 L	350	151120
D 400 L	400	151130
D 450 L	450	151140
D 500 L	500	151150



### Fixing angle for front-to-back supports

Fitting options for front-to-back supports, either designed for euro pallets, industrial pallets or DIN-box mesh box pallets.

Item	Clear field width (mm)	Order no.
AW 18	1,800	155030
AW 22	2,200	155040
AW 27	2,700	155050
AW 29	2,900	155060
AW 33	3,300	155070
AW 36	3,600	155080
AW 39	3,900	155090

### Front-to-back support made of angled profile for pallet and container storage

For the fitting loading aids in pallet racking systems. Loading aids for each pair of front-to-back supports are required for containers without a stable support surface on longitudinal beams. In the case of transverse storage of pallets and containers, one pair of front-to-back supports are required for each loading aid. Locking brackets are required for fastening and securing against sliding on the longitudinal beams (as fig. above).

#### Cross section L 80/40/6

Load capacity up to 1,000 kg

##### Without backstop

Item	Frame depth (mm)	Pallet/ container depth (mm)	Order no.
QA85	850	800	155100
QA105	1,050	1,000	155120
QA125-10	1,050	1,200	155260
QA125	1,250	1,200	155140

##### With 30 mm backstop

Item	Frame depth (mm)	Pallet/ container depth (mm)	Order no.
QA85A	850	800	155110
QA105A	1,050	1,000	155130
QA125-10A	1,050	1,200	155280
QA125A	1,250	1,200	155150

#### Cross section L 100/50/6

Load capacity up to 1,500 kg

##### Without backstop

Item	Frame depth (mm)	Pallet/ container depth (mm)	Order no.
QA855	850	800	155160
QA1055	1,050	1,000	155180
QA1255-10	1,050	1,200	155270
QA1255	1,250	1,200	155200

##### With 40 mm backstop

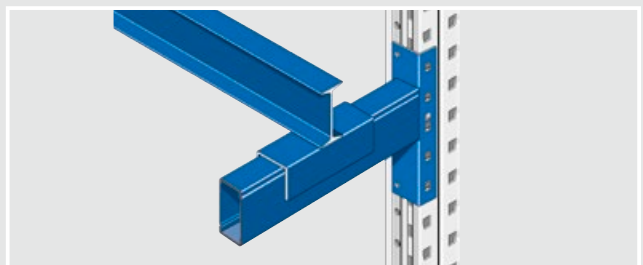
Item	Frame depth (mm)	Pallet/ container depth (mm)	Order no.
QA855A	850	800	155170
QA1055A	1,050	1,000	155190
QA1255-10A	1,050	1,200	155290
QA1255A	1,250	1,200	155210



### Front-to-back supports

The front-to-back supports are placed between the beams. The load specifications apply for uniformly distributed loads. For point loads they are not suitable.

Item	Frame depth (mm)	Max. pallet weight with 2 front-to-back supports (kg)	Order no.
TA-C-085-10	850	1,000	6700196
TA-C-105-10	1,050	1,000	6700197



### Fork spacers

For storing wooden pallets, sheet metal packages, boxes, containers or other large storage objects. Ground clearance for forklifts 100 mm, max. load per piece 2,000 kg for evenly distributed loads.

Item	for frame depth (mm)	Order no.
QU 851	850	155220
QU 1051	1,050	155230
QU 1251	1,250	155240

Order no. = on stock



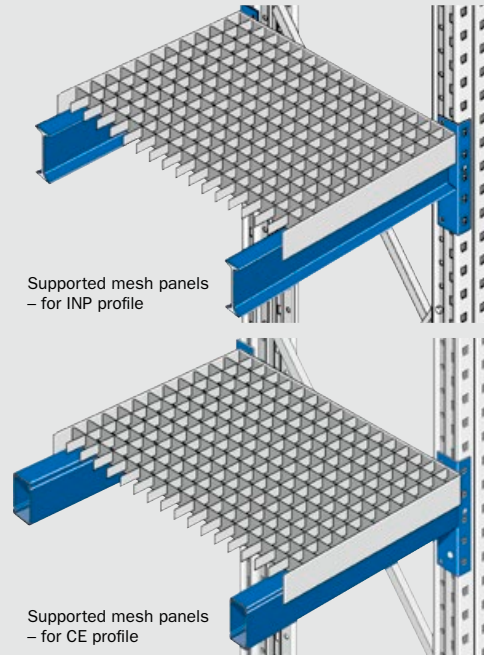
# Accessories for PR 350 and PR 600

## Mesh panels

Placed on longitudinal beams and locked in place. Mesh size 33 x 33 mm. Two-piece for clear field width 2,200 mm. The load specifications apply for evenly distributed loads. The variants listed are not suitable for point loads. Other versions available on request.

### Supported mesh panels for INP and CE beam profiles

Item	Frame depth (mm)	Clear field width (mm)	Support member height (mm)	Compartment load (kg)	Order no.
FGA18-085-30-134X	850	1,800	30	1,600	156090
FGA18-105-30-134X	1,050	1,800	30	1,400	156160
FGA18-125-35-140X	1,250	1,800	35	1,500	156230
FGA22-085-30-134X	850	2,200	30	2,000	156100
FGA22-105-30-134X	1,050	2,200	30	1,700	156170
FGA22-125-35-140X	1,250	2,200	35	1,900	156240
FGA27-085-30-134X	850	2,700	30	2,500	156110
FGA27-105-30-134X	1,050	2,700	30	2,100	156180
FGA27-125-35-140X	1,250	2,700	35	2,300	156250
FGA29-085-30-134X	850	2,900	30	2,700	156120
FGA29-105-30-134X	1,050	2,900	30	2,300	156190
FGA29-125-35-140X	1,250	2,900	35	2,500	156260
FGA33-085-30-134X	850	3,300	30	3,000	156130
FGA33-105-30-134X	1,050	3,300	30	2,600	156200
FGA33-125-35-140X	1,250	3,300	35	2,900	156270
FGA36-085-30-134X	850	3,600	30	3,300	156140
FGA36-105-30-134X	1,050	3,600	30	2,800	156210
FGA36-125-35-140X	1,250	3,600	35	3,100	156280
FGA39-085-30-134X	850	3,900	30	3,500	156150
FGA39-105-30-134X	1,050	3,900	30	3,100	156220
FGA39-125-35-140X	1,250	3,900	35	3,400	156290



## Sheet steel panels

C-shaped bevel. Locking in depth direction through short-side overlap of the beams. Individual or multiple covers can be used. The load specifications apply for evenly distributed loads.

Clear field width (mm)	Panel width (mm)	Number of panels
1,800	300	6
2,200	300	6
	200	2
2,700	300	9
2,900	300	9
	200	1

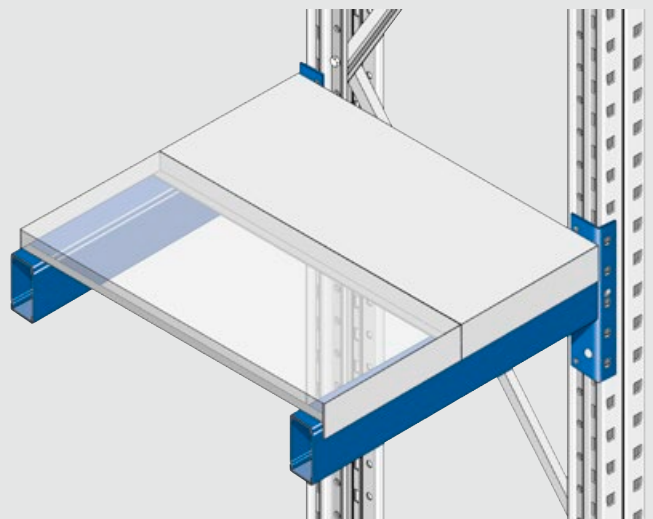
Clear field width (mm)	Panel width (mm)	Number of panels
3,300	300	11
3,600	300	12
3,900	300	13

### Panel width 200 mm

Item	for frame depth (mm)	Load (kg)	Order no.
FPA 20-070-40-40X	700	400	193140
FPA 20-085-40-40X	850	400	193150
FPA 20-105-40-40X	1,050	300	193160
FPA 20-125-40-40X	1,250	200	193170

### Panel width 300 mm

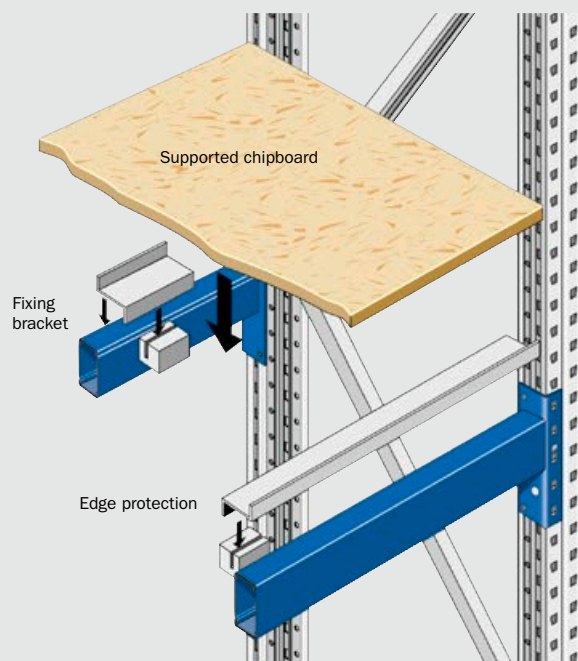
Item	for frame depth (mm)	Load (kg)	Order no.
FPA 30-070-40-30X	700	300	193100
FPA 30-070-40-50X		440	193180
FPA 30-085-40-30X	850	300	193110
FPA 30-085-40-50X		440	193190
FPA 30-105-40-30X	1,050	240	193120
FPA 30-105-40-50X		360	193200
FPA 30-125-40-30X	1,250	190	193130
FPA 30-125-40-50X		280	193210



# Accessories for PR 350 and PR 600, safety accessories for pallet racking systems

## Chipboard

Placed on the profile of the INP or CE longitudinal beams. Secured against moving with fixing brackets. Two-piece for clear field widths exceeding 3,300 mm. The load specifications apply for evenly distributed loads. The variants listed are not suitable for point loads. Other versions available on request. Surface: untreated.



### Edge protection

For 38 mm chipboard and INP/CE longitudinal beams, incl. spacers.

Item	Clear field width (mm)	Order no.
KN 1824	1,800	157140
KN 2224	2,200	157150
KN 2724	2,700	157160
KN 2924	2,900	157170
KN 3324	3,300	157180
KN 3624	3,600	157190
KN 3924	3,900	157200

### Fixing bracket

For 38 mm chipboard and INP/CE longitudinal beams. 4 fixing brackets are required for the clear field width 1,800 to 2,900 mm and 8 for the clear field width 3,300 to 3,900 mm.

<b>FSHB 24</b>	Fixing bracket, incl. spacer block (plastic)	1 pc.	<b>156910</b>
----------------	--	-------	---------------

### Corner protector

Sturdy, angle profile with strong floor plate, including an anchor for attachment to the hall floor.

ES 400 C corner protector



Item	Height (mm)	Order no.
<b>ES 400 C</b>	400	<b>157390</b>

### 38 mm thick, normal compression for INP and CE profiles

Item	Frame depth (mm)	Clear field width (mm)	Comp. load (kg)	Order no.
<b>FSA 18-085-38-NX</b>	850	1,800	1,300	<b>306840</b>
<b>FSA 18-105-38-NX</b>	1,050	1,800	950	<b>306980</b>
<b>FSA 18-125-38-NX</b>	1,250	1,800	600	<b>307120</b>
<b>FSA 22-085-38-NX</b>	850	2,200	1,600	<b>306850</b>
<b>FSA 22-105-38-NX</b>	1,050	2,200	1,100	<b>306990</b>
<b>FSA 22-125-38-NX</b>	1,250	2,200	750	<b>307130</b>
<b>FSA 27-085-38-NX</b>	850	2,700	2,000	<b>306860</b>
<b>FSA 27-105-38-NX</b>	1,050	2,700	1,400	<b>307000</b>
<b>FSA 27-125-38-NX</b>	1,250	2,700	900	<b>307140</b>
<b>FSA 29-085-38-NX</b>	850	2,900	2,200	<b>306870</b>
<b>FSA 29-105-38-NX</b>	1,050	2,900	1,500	<b>307010</b>
<b>FSA 29-125-38-NX</b>	1,250	2,900	1,000	<b>307150</b>
<b>FSA 33-085-38-NX</b>	850	3,300	2,500	<b>306880</b>
<b>FSA 33-105-38-NX</b>	1,050	3,300	1,700	<b>307020</b>
<b>FSA 33-125-38-NX</b>	1,250	3,300	1,100	<b>307160</b>
<b>FSA 36-085-38-NX</b>	850	3,600	2,700	<b>306890</b>
<b>FSA 36-105-38-NX</b>	1,050	3,600	1,900	<b>307030</b>
<b>FSA 36-125-38-NX</b>	1,250	3,600	1,200	<b>307170</b>
<b>FSA 39-085-38-NX</b>	850	3,900	2,900	<b>306900</b>
<b>FSA 39-105-38-NX</b>	1,050	3,900	2,000	<b>307040</b>
<b>FSA 39-125-38-NX</b>	1,250	3,900	1,300	<b>307180</b>

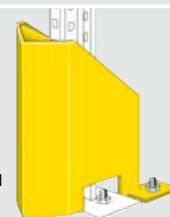
### 38 mm thick, highly compressed for INP and CE profiles

Item	Frame depth (mm)	Clear field width (mm)	Comp. load (kg)	Order no.
<b>FSA 18-085-38-HX</b>	850	1,800	2,100	<b>306910</b>
<b>FSA 18-105-38-HX</b>	1,050	1,800	1,500	<b>307050</b>
<b>FSA 18-125-38-HX</b>	1,250	1,800	1,000	<b>307190</b>
<b>FSA 22-085-38-HX</b>	850	2,200	2,600	<b>306920</b>
<b>FSA 22-105-38-HX</b>	1,050	2,200	1,900	<b>307060</b>
<b>FSA 22-125-38-HX</b>	1,250	2,200	1,300	<b>307200</b>
<b>FSA 27-085-38-HX</b>	850	2,700	3,200	<b>306930</b>
<b>FSA 27-105-38-HX</b>	1,050	2,700	2,300	<b>307070</b>
<b>FSA 27-125-38-HX</b>	1,250	2,700	1,600	<b>307210</b>
<b>FSA 29-085-38-HX</b>	850	2,900	3,500	<b>306940</b>
<b>FSA 29-105-38-HX</b>	1,050	2,900	2,500	<b>307080</b>
<b>FSA 29-125-38-HX</b>	1,250	2,900	1,700	<b>307220</b>
<b>FSA 33-085-38-HX</b>	850	3,300	4,000	<b>306950</b>
<b>FSA 33-105-38-HX</b>	1,050	3,300	2,800	<b>307090</b>
<b>FSA 33-125-38-HX</b>	1,250	3,300	1,900	<b>307230</b>
<b>FSA 36-085-38-HX</b>	850	3,600	4,000	<b>306960</b>
<b>FSA 36-105-38-HX</b>	1,050	3,600	3,100	<b>307100</b>
<b>FSA 36-125-38-HX</b>	1,250	3,600	2,100	<b>307240</b>
<b>FSA 39-085-38-HX</b>	850	3,900	4,000	<b>306970</b>
<b>FSA 39-105-38-HX</b>	1,050	3,900	3,300	<b>307110</b>
<b>FSA 39-125-38-HX</b>	1,250	3,900	2,300	<b>307250</b>

### Guard

To protect the rack supports against being damaged by ground conveyors, 140 mm wide, U-shaped, including 3 floor anchors.

Guard



Item	Height (mm)	Order no.
<b>AS 400</b>	400	<b>157420</b>

Order no. = on stock



**Security regulations**

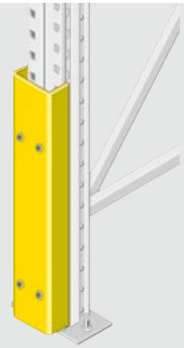
Fixed racks that are served by non-track-bound ground conveyors require adequate protection against damage to the rack frame on the corners and gangways

# Safety accessories for pallet racking systems

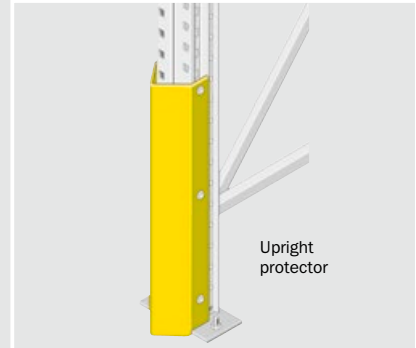
**Upright protector with rubber buffer**

U-profile, 750 mm high, including 4 rubber-metal buffers.

Upright protector with rubber buffer



Upright protector



Item	from profile	for support profile	Order no.
STS 100G-750	U 100	P 75, U 70, U 80	158501
STS 110G-750	U 110	P 90	158502
STS 120G-750	U 120	P 100, U 100	158503

**Upright protector**

For reinforcing the front rack supports and as a protection against damage, 750 mm high, including fixing kit.

**for PR 350 system:**

Item	for support width (mm)	Height (mm)	for support profile	Order no.
STS 70-3-400	70	400	U 70	158500
STS 70-3-750		750	U 70	158570
STS 80-3-400	80	400	U 80	158510
STS 80-3-750		750	U 80	158580
STS 100-3-400	100	400	U 100	158520
STS 100-3-750		750	U 100	158590

**for PR 600 system:**

Item	for support width (mm)	Height (mm)	for support profile	Order no.
STS 75-6-400	75	400	P 75	158530
STS 75-6-750		750	P 75	158600
STS 90-6-400	90	400	P 90	158540
STS 90-6-750		750	P 90	158610
STS 100-6-400	100	400	P 100	158550
STS 100-6-750		750	P 100	158620
STS 120-6-400	120	400	P 120	158560
STS 120-6-750		750	P 120	158630

**Buffer**

Particularly vulnerable areas of pallet racking systems, such as gangways or heavily frequented passages, require sturdy buffers.

**Form B**

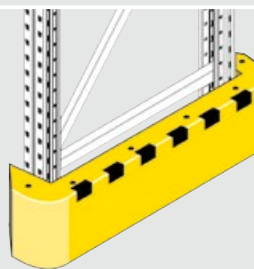
400 mm high, 245 mm wide, including floor anchors. For support profiles Type P 75 and P 90.

Item	for frame depth (mm)	Order no.
RS24 0854 B	850	151510
RS24 1054 B	1,050	151520
RS24 1254 B	1,250	151530
RS24 1804 B	1,800	151540
RS24 2204 B	2,200	151550
RS24 2354 B	2,350	151560
RS24 2604 B	2,600	151610


**Form B**

400 mm high, 265 mm wide, including floor anchors. For support profiles Type P 100 and P 120.

Item	for frame depth (mm)	Order no.
RS26 0854 B	850	151400
RS26 1054 B	1,050	151410
RS26 1254 B	1,250	151420
RS26 1804 B	1,800	151430
RS26 2204 B	2,200	151440
RS26 2354 B	2,350	151450
RS26 2604 B	2,600	151500



Form B



Form C

**Form C**

With a sturdy C-Sigma profile, 400 mm high, 75 mm wide, including floor anchor, with additional support above 1,800 mm long.

Item	for frame depth (mm)	Order no.
RS 854 C	850	157430
RS 1054 C	1,050	157440
RS 1254 C	1,250	157450
RS 1804 CZ	1,800	157690
RS 2204 CZ	2,200	157700
RS 2354 CZ	2,350	157710
RS 2604 CZ	2,600	157720

Boxes / containers

Modular shelving

Longspan racking

Pallet racking

Cantilever racking

Mezzanines / platforms

On-line shelving / KDR shelving

Semi-automated solutions

Logistics systems

Appendix



# Safety accessories for pallet racking systems

## Mesh back panel cladding

The rear sides of free-standing racks must be secured to prevent the loading units from falling out. Observe the applicable safety regulations or ask our technical consultants.

The mesh back panels are made of mesh mats with defined lengths and heights. They are combined depending on the rack height and clear field widths. The mesh spacing is 100 x 50 mm. A GRM mesh segment consists of 2 C-profiles and the necessary mesh mats. Depending on the number of mesh mats, mesh connectors and compensating rods are required to secure the bracket sets (including fixing kit) – please order separately.

Spacing: 180 mm outer edge of the rack supports – GRM inner edge;  
220 mm outer edge of the rack supports – inner edge GRM.

## Ordering example

### For 3,600 mm high rack you require:

1 723 mm high mesh segment height 723 mm and  
2 1,273 mm high mesh segments.

### For a 3,600 mm high pallet racking and the field width 3,900 mm order:

1x GRM-3907, 2x GRM-3912, 4x bracket set,  
4x compensating rods, 4x mesh connectors



Rack height in mm	2,500	3,000	3,600	4,100	4,700	5,200	5,800	6,300	6,900	7,400
Lower dimension in mm	345	45	45	45	45	45	45	45	45	45
The number of required mesh segments										
H 773 mm	1	2	1	2	1	–	1	–	2	–
H 1,173 mm	–	–	–	2	2	1	4	3	1	5
H 1,273 mm	1	1	2	–	1	3	–	2	3	1
No. of console sets	3	4	4	5	5	5	6	6	7	7
No. of compensating rods	2	2	4	4	4	4	6	6	6	6

### Mesh segment height 773 mm

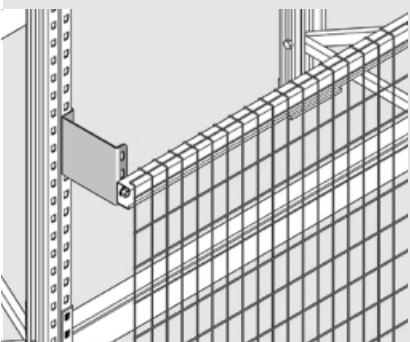
Item	Clear field width (mm)	Order no.
GRM-0907	900	6686319
GRM-1107	1,100	6686320
GRM-1307	1,300	6686321
GRM-1807	1,800	6686328
GRM-2207	2,200	6686329
GRM-2707	2,700	6686330
GRM-2907	2,900	6686331
GRM-3307	3,300	6686332
GRM-3607	3,600	6686333
GRM-3907	3,900	6686334

### Mesh segment height 1,173 mm

Item	Clear field width (mm)	Order no.
GRM-0911	900	6686322
GRM-1111	1,100	6686323
GRM-1311	1,300	6686324
GRM-1811	1,800	6686336
GRM-2211	2,200	6686337
GRM-2711	2,700	6686338
GRM-2911	2,900	6686339
GRM-3311	3,300	6686340
GRM-3611	3,600	6686341
GRM-3911	3,900	6686342

### Mesh segment height 1,273 mm

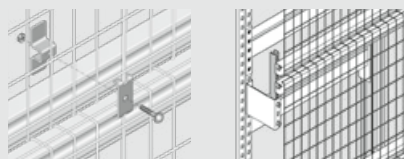
Item	Clear field width (mm)	Order no.
GRM-0912	900	6686325
GRM-1112	1,100	6686326
GRM-1312	1,300	6686327
GRM-1812	1,800	6686344
GRM-2212	2,200	6686345
GRM-2712	2,700	6686346
GRM-2912	2,900	6686347
GRM-3312	3,300	6686348
GRM-3612	3,600	6686349
GRM-3912	3,900	6686350



### Console set (incl. fixing kit)

Item	Length (mm)	Frame depth (mm)	Order no.
<b>without consideration of a end stop</b>			
GRM-K2-060-S	60	850, 1,250	6690045
GRM-K2-130-S	130	1,050	6690046
<b>with consideration of a end stop</b>			
GRM-K2-180-S	180	850, 1,250	6690047
GRM-K2-340-S	340	1,050	6690050

An adapter plate is required to install brackets on U 70 profile. Further information is available on request.





Item	Order no.
<b>Mesh connector</b> (see table above)	
GRM-GVS	6687406
<b>Compensating rods</b> (incl. fixing kit)	
GRM-ASS	6686298

Order no. = on stock



**Mandatory labeling**

The regulations of the trade associations demand labeling of rack facilities with all the necessary load specifications



# Safety accessories for pallet racking systems

**Load signs**

Item	W x H (mm)	Material	Order no.
PRTS 7050 LTR	450 x 600	Aluminum, incl. fixing kit	on req.*
PRTS 7050 QTR	450 x 600	Aluminum, incl. fixing kit	on req.*
TS 0615	60 x 150	PVC adhesive film	on req.*

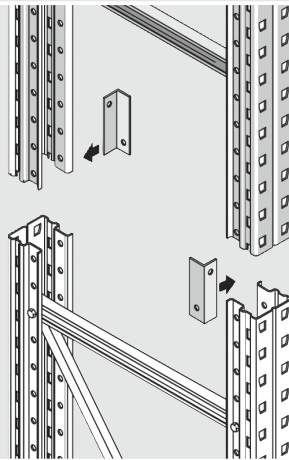
\* The technical data is defined via a time sheet. It is offered and invoiced as part of the price of the sign.

**Frame extension at row end**

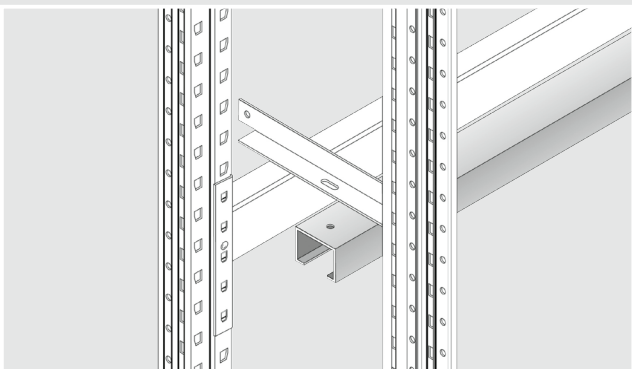
Protects against lower units from falling out of the sides, 500 mm high including fixing kit.

Surface: Dust Gray, RAL 7037 or galvanized.

**Note:** Frame extensions at row end cannot be used in conjunction with mesh back panels.



Item	System	Frame profile (mm)	Frame depth (mm)	Surface	Order no.
AN 78	PR 350	70	850	RAL 7037	33160
AN 68	PR 600	75	850	Galvanized	34870
AN 88	PR 350	80	850	RAL 7037	33170
AN 98	PR 600	90	850	Galvanized	34860
AN 18	PR 350	100	850	RAL 7037	33180
AN 71	PR 350	70	1,050	RAL 7037	33190
AN 61	PR 600	75	1,050	Galvanized	34880
AN 81	PR 350	80	1,050	RAL 7037	33200
AN 91	PR 600	90	1,050	Galvanized	34840
AN 11	PR 350	100	1,050	RAL 7037	33210
AN 72	PR 350	70	1,250	RAL 7037	33220
AN 62	PR 600	75	1,250	Galvanized	34890
AN 82	PR 350	80	1,250	RAL 7037	33230
AN 92	PR 600	90	1,250	Galvanized	34850
AN 12	PR 350	100	1,250	RAL 7037	33240

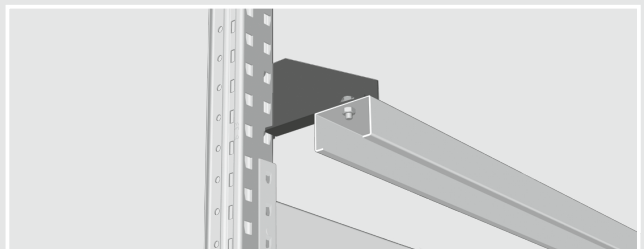


**End stops**

Double-row racks require end stops if the distance between the loading aids or the load unit is less than 100 mm. On single-row racks, end stops prevent the load units from unintentionally falling out. Depending on the requirements, a 60 or 100 mm wide profile can be used.

Spacing: 95 mm outer edge of the rack supports – inner edge DS profile; 125 mm outer edge of the rack supports – inner edge DS profile.

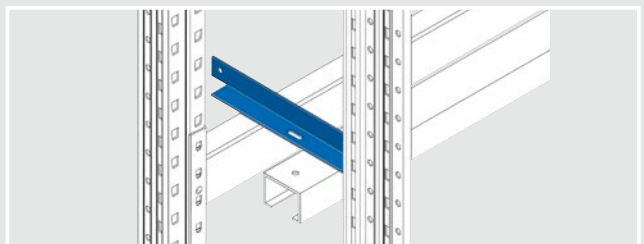
Item	Clear field width (mm)	Profile	Order no.
DSC060FW1900	1,900	C 60/40	6689260
DSC060FW2300	2,300	C 60/40	6689264
DSC060FW2700	2,700	C 60/40	6689268
DSC100FW2900	2,900	C 100/60	6689270
DSC100FW3300	3,300	C 100/60	6689274
DSC100FW3600	3,600	C 100/60	6689277
DSC100FW3900	3,900	C 100/60	6689280



**Accessories for end stops for single-row racks**

Single-row racks require 2 brackets with 95 mm spacing for each end stop.

Item	for frame depth (mm)	Order no.
DSC-K105	1,050	6689690



**Accessories for end stops for double-row racks**

For double-face rack rows require 2 spacers as brackets for each end stop.

Further information is available on **page D14**.

Boxes / containers

Modular shelving

Longspan racking

Pallet racking

Cantilever racking


Mezzanines / platforms

On-line shelving / KDR shelving

Semi-automated solutions

Logistics systems

Appendix



# Storage and storage space marking

The potentials for accelerating logistics processes and, thus, permanently reducing costs are extremely high.

Both manual and computer-controlled warehouses can be optimized with visual warehouse organization procedures and systems.

Rapid and safe storage, retrieval and relocation significantly enhance the employees' productivity. Pickers and forklift drivers are guided to the right location in the shortest possible time.

The solution is a clearly understandable guidance system that can be implemented quickly and easily. At the same time, the investment to install the visual warehouse organization is particularly low.

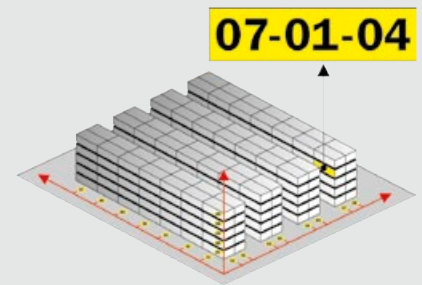
Systematic numbering of all storage spaces and the number key form the basis and the prerequisite for efficient warehouse organization.

Each storage space is the signed a unique and unmistakable code, which consists of at least three coordinates: rack row, longitudinal position and height position.

Additional information can also be printed on the labels such as storage areas, check digits, barcodes and position arrows.

A diverse range of fonts, colors and sizes for signs, labels, label holders and ground markings are available.

Please inquire if you would like a version that is not listed here.



## Further versions

on request



5-128-07

012-05-3

06-03-05

from 2,000 units on request

### Storage space labels

Self-adhesive polyethylene film,  
Color: yellow, lettering: black,  
up to 8 characters including separators.  
Minimum order quantity: 100 pieces.

#### Quantity scale: 1 – 1,999 pieces

Item	W x H (mm)	Order no.
R SK 1230 SG	120 x 30	189900
R SK 1438 SG	140 x 38	189901
R SK 2265 SG	220 x 65	189902

5-128-07

012-05-3

06-03-05

from 2,000 units on request

### Storage space labels

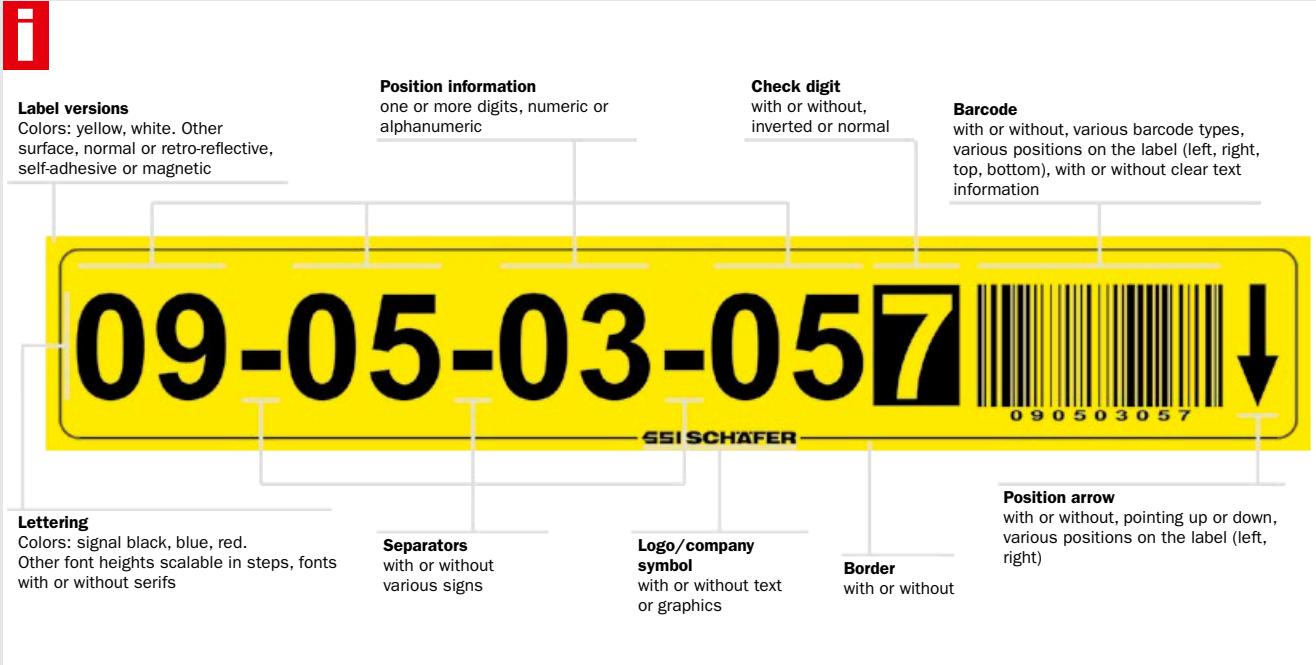
Self-adhesive polyethylene film,  
Color: white, lettering: black,  
up to 8 characters including separators.  
Minimum order quantity: 100 pieces.

#### Quantity scale: 1 – 1,999 pieces

Item	W x H (mm)	Order no.
R SK 1230 SW	120 x 30	189903
R SK 1438 SW	140 x 38	189904
R SK 2265 SW	220 x 65	189905

Order no. = on stock

# Storage and storage space marking



## Storage space labels

Self-adhesive polyethylene film,  
Color: yellow, lettering: black,  
up to 8 characters including separators,  
additionally with barcode.  
Minimum order quantity: 100 pieces.



### Quantity scale: 1 – 1,999 pieces

Item	W x H (mm)	Order no.
R SK 1230 SGB	192 x 38	189906
R SK 1438 SGB	224 x 38	189907
R SK 2265 SGB	380 x 65	189908

from 2,000 units on request



## Storage space labels

Self-adhesive polyethylene film,  
Color: white, lettering: black,  
up to 8 characters including separators,  
additionally with barcode.  
Minimum order quantity: 100 pieces.



### Quantity scale: 1 – 1,999 pieces

Item	W x H (mm)	Order no.
R SK 1230 SWB	192 x 38	189909
R SK 1438 SWB	224 x 38	189910
R SK 2265 SWB	380 x 65	189911

from 2,000 units on request



Boxes / containers

Modular shelving

Longspan racking

Pallet racking

Cantilever racking


Mezzanines / platforms

On-line shelving / KDR shelving

Semi-automated solutions

Logistics systems

Appendix



# Storage and storage space marking



### Floor markings

For the identification of pallet and (block) storage areas or driving and walking lanes, self-adhesive, thickness: 0.3 mm, color: yellow.


Item	Forms	PU	Order no.
R BM K	Circle	1	189917
R BM R	Circular blank	50	189918
R BM T	T-piece	10	189919
R BM KR	Cross	1	189920
R BM E	Corner piece with label	10	189921
			on req.



### Rack row signs

Made of PVC, impact-resistant, color: yellow, Font: black, up to 2 characters, including fixing kit.

Item	W x H (mm)	Order no.
R RZ 20200	200 x 200	189912
R RZ 30300	300 x 300	189913
R RZ 50500	500 x 500	189914



### Rack row angle sign

Made of PVC, impact-resistant, color: yellow, Font: black, up to 3 characters, including fixing kit.

Item	Length (mm)	Order no.
R RW 30300	300 x 300	189915



### Label holder

Self-adhesive plastic label holders, total height 33 mm (for label height 30 mm). Without label inserts.

Item	Length (mm)	Order no.
K EH 0880	780	442518
K EH 1080	980	442538
K EH 1280	1,180	442558
K EH 1350	1,250	442565
K EH 1800	1,700	442610
K EH 2200	2,100	442650
K EH 2700	2,600	442700



### Push-in label

Pre-perforated labels made of 120 g/m<sup>2</sup> paper, white, 20 labels on one DIN A4 sheet for self printing. Label format: 100 x 30 mm.

Item	Format (form)	Order no.
R EE 1030	DIN A4	189916

### OPERATING NOTE

- Employees must be informed about and trained in the correct operation of the equipment.
- The permissible loads on the rack type plates must not be exceeded.
- Changes to the rack structure influence the load bearing capacity of the equipment. The effects must be examined and the supplier consulted.
- Damaged or deformed rack parts must be replaced immediately as their load bearing capacity is significantly reduced.
- Pallets, boxes or other loading equipment must be checked to ensure that it is in safe condition and replaced if damage is found.

FRITZ SCHÄFER GMBH  
Fritz-Schäfer-Straße 20 · 57290 Neunkirchen/Germany  
Tel. +49 2735 70-1 · Fax +49 2735 70-694

### SAFETY NOTE

Please report all damage for safety purposes.

Responsible safety officer: \_\_\_\_\_

FRITZ SCHÄFER GMBH  
Fritz-Schäfer-Straße 20 · 57290 Neunkirchen/Germany  
Tel. +49 2735 70-1 · Fax +49 2735 70-694

### Operating note / Safety note

FEM regulations for storage facilities.

Made of aluminum composite, W 420 x H 600 mm, multi-colored printing, incl. fixing kit.

Item	Order no.	Item	Order no.		
TS 7050 BH	Operating note	992305	TS 7050 SH	Safety note	992305

Order no. = on stock


# Storage and storage space marking



## Cleaning agents

For cleaning and preparing the adhesive surfaces for self-adhesive labels.

Item		Order no.
R RM	Cleaning agent 0.5 l	189922
R RA	Scraper	189923
R RT	Cleaning cloths 50 pcs.	189924



## Chains

Red/white; chain stand with triangular, cement filled stand, including 2 hooks made of plastic – for fastening the chain barrier to the chain stand; chain barriers made of plastic, color change every 50 cm, colorfast and weather-resistant.

Item	Type	Order no.
R KS	Chain stand	189928
R KG	Chain barrier	189929



## Warning marking tape made of PE film

66 meters long, 60 mm wide, yellow/black crosshatched.

Item	Type	Order no.
R WA LI	Pointing left	189927

SSI SCHAFFER

### Numbering plan creation

The number plan is the basis for calculating the rack spaces.  
For each column, please specify whether the lettering should be

- numeric or alphabetic
- and
- 1, 2 or 3 digits.

For alphabetic labels, please specify the corresponding number value.  
A = 1, B = 2, C = 3 etc.

07-01-04  
Here: all positions and 2 digit numeric

Warehouse Area	Rack row or aisle	Longitudinal position	Storage space or rack field	Height position	Total
Example: 1 to 1 (1)	3 to 3 (1)	3 to 5 (3)	1 to 3 (3)	1 to 4 (4)	1 x 1 x 3 x 3 x 4 = 36
<input type="radio"/> numeric <input type="radio"/> 1 digit <input type="radio"/> alphabetic <input type="radio"/> 2 digits	<input type="radio"/> numeric <input type="radio"/> 1 digit <input type="radio"/> alphabetic <input type="radio"/> 2 digits <input type="radio"/> 3 digits	<input type="radio"/> numeric <input type="radio"/> 1 digit <input type="radio"/> alphabetic <input type="radio"/> 2 digits <input type="radio"/> 3 digits	<input type="radio"/> numeric <input type="radio"/> 1 digit <input type="radio"/> alphabetic <input type="radio"/> 2 digits	<input type="radio"/> numeric <input type="radio"/> 1 digit <input type="radio"/> alphabetic <input type="radio"/> 2 digits	
to	to	to	to	to	
to	to	to	to	to	
to	to	to	to	to	
to	to	to	to	to	
to	to	to	to	to	
to	to	to	to	to	
to	to	to	to	to	
to	to	to	to	to	
to	to	to	to	to	
to	to	to	to	to	
to	to	to	to	to	
to	to	to	to	to	
to	to	to	to	to	
Total sum of the rack spaces					

SSI SCHÄFER • FRITZ SCHÄFER GMBH  
Fritz-Schäfer-Straße 20 · 57290 Neunkirchen/Germany  
Tel. +49 2735 70-1 · Fax +49 273570-396

**i** PDF template on request



## Internat. rescue sign EXIT

390 x 115 mm, made of aluminum.

Item	Type	Order no.
R IR LI	Pointing left	189932
R IR RE	Pointing right	189933
R IR AB	Down	189930
R IR AU	Up	189931



## Prohibition signs made of aluminum

200 mm diameter, as per DIN 4844 -2.

Item	Type	Order no.
R VZ 20F12	"Pedestrians prohibited"	189925
R VZ 20U12	"Unauthorized access prohibited"	189926

Boxes / containers

Modular shelving

Longspan racking

Pallet racking

Cantilever racking

Mezzanines / platforms

On-line shelving / KDR shelving

Semi-automated solutions

Logistics systems

Appendix

## PR 600 front-to-back beam racks

SSI SCHAEFER's front-to-back beam racks are outstanding for single-space storage. They are the ideal solution for this warehousing tasks. They make optimum use of the room height as almost none of the construction elements restrict the height of the goods being stored.

Front-to-back beam racks are especially suitable for order picking from laterally positioned containers and pallets. The


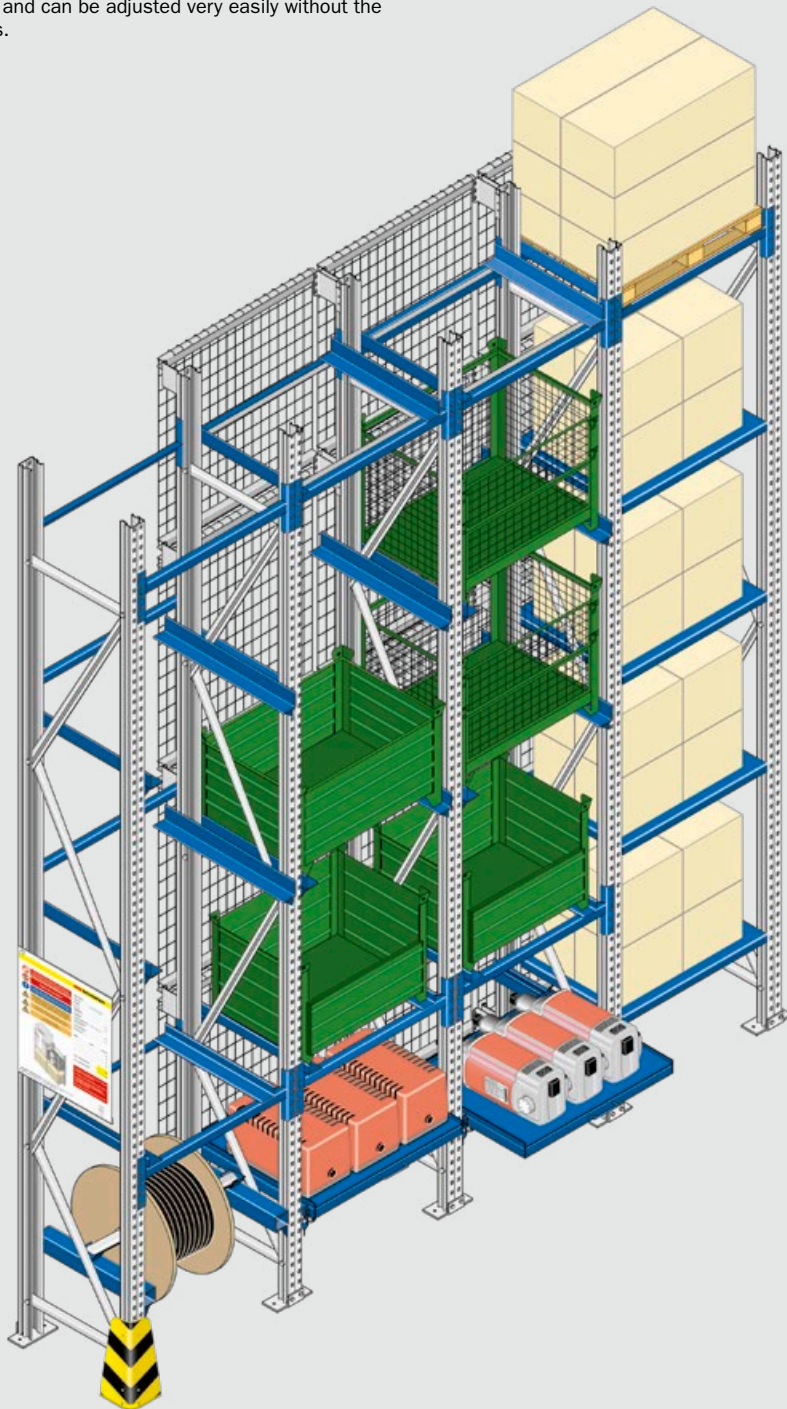
order picking height can be used optimally. The single-row design is also beneficial for high racks, especially when heavy goods are stored in high stacks.




# Staging PR 600 front-to-back beams

## Advantages of the front-to-back beam rack:


Virtually no restriction of storage height due to construction elements enables you to make optimum use of the room height. Front-to-back beam racks are especially suitable for order picking from laterally positioned containers and pallets. The crosspieces are self-locking and can be adjusted very easily without the use of tools.



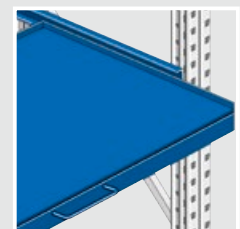
Front-to-back beam



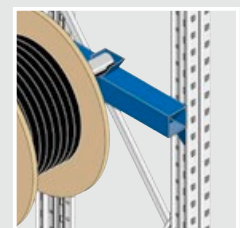
Front-to-back support with horizontal brace



Shelf



Extendable shelf



Cable drum beams



Corner protector



Load sign

Boxes / containers

Modular shelving

Longspan racking

Pallet racking

Cantilever racking

Mezzanines / platforms

On-line shelving / KDR shelving

Semi-automated solutions

Logistics systems

Appendix

## Drive-in and drive-through racking

SSI SCHÄFER's pallet racking systems are practically designed for use as drive-in and drive-through racking. This storage system proves its value especially when storing a small range of different articles in very large quantities. It provides maximum storage capacity in a minimum spatial volume.

The systems are loaded and unloaded using conventional forklifts that drive into the rack channels. Although direct access to all the stored pallets is only

possible to a limited extent, drive-in racking systems are an integral part of modern warehouse logistics, typically in transshipment warehouses.

Drive-in and drive-through pallet racking systems are accessed with front forklifts or reach trucks. The typical applications include the food and non-food industry, in particular a small range of articles stored in large quantities, such as fruit, fruit juices or care products. The design of the

front-to-back supports is an important aspect of the functionality of drive-in and drive-through racking. Preferably, drive-in and drive-through racking should be equipped with floor rails to protect the rack supports and provide forklift drivers with better guidance.

Consider the following system features if you are planning a new warehouse or intend to restructure an existing facility. We help you to plan and develop the most efficient logistics solution.



**i** Further information

on request




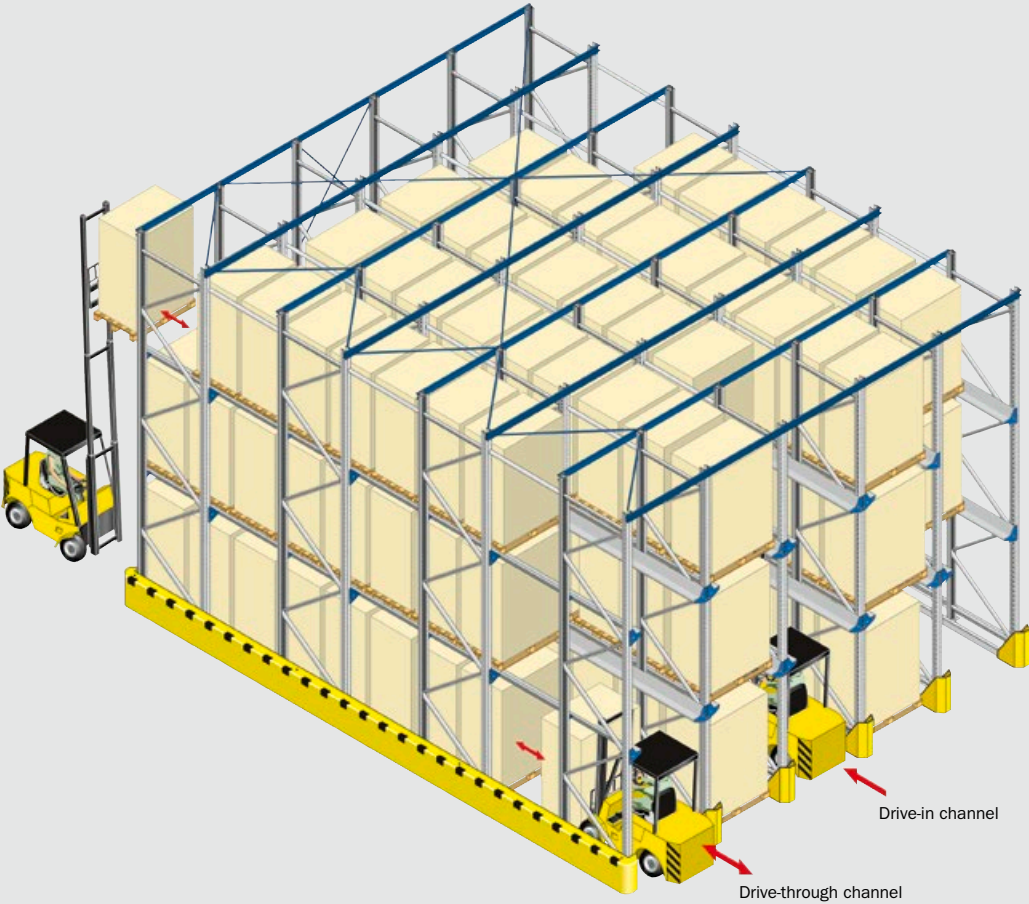
# Staging drive-in and drive-through racking

### Advantages of the drive-in racking:


Maximum storage capacity with minimum spatial volume is the unique characteristic of drive-in racking systems. The racks are loaded and unloaded from one side. The channels can only be accessed in one direction.

### Advantages of the drive-through racking:

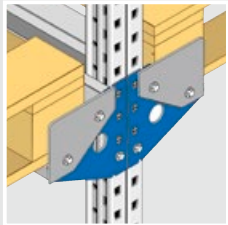
Free-standing rack units can be accessed from both sides. A forklift can be driven through the racks. The advantage is that loading and unloading can be carried out separately.



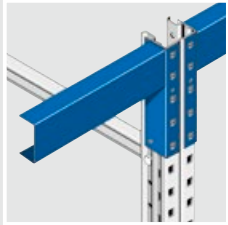
Front-to-back support



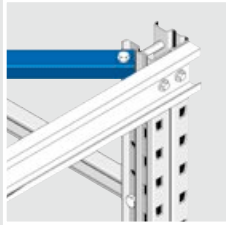
Attachment bracket



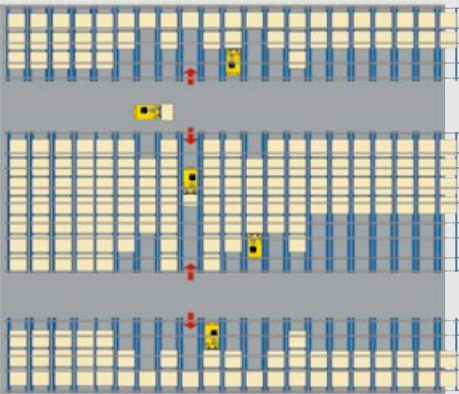
End stop



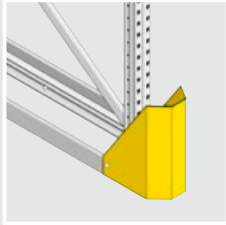
Horizontal brace



Horizontal cross brace



Buffer



Guard and floor rails

Boxes / containers

Modular shelving

Longspan racking

Pallet racking

Cantilever racking

Mezzanines / platforms

On-line shelving / KDR shelving

Semi-automated solutions

Logistics systems

Appendix

## Mobile racking for pallets and long goods

Available storage spaces cannot always be expanded to any desired extent. Space needs to be saved for new production areas. Mobile racking storage is worth considering wherever these requirements exist. Modern management concepts and sound planning enable previously unimagined options.

The mobile racking system is both simple and impressive. Any desired number of rack rows are mounted on traveling units and moved on rails using an electric motor. The access aisle is only opened where it is currently needed.

Consider these system advantages if you are planning a new warehouse or intend to restructure an existing facility.

- ▶ 85% increase in capacity with the same surface area.
- ▶ 60% less construction volume if you are planning a new construction.
- ▶ 40% space savings that you can use without having to construct a new building.

We help you to plan and develop the most efficient logistics solution.

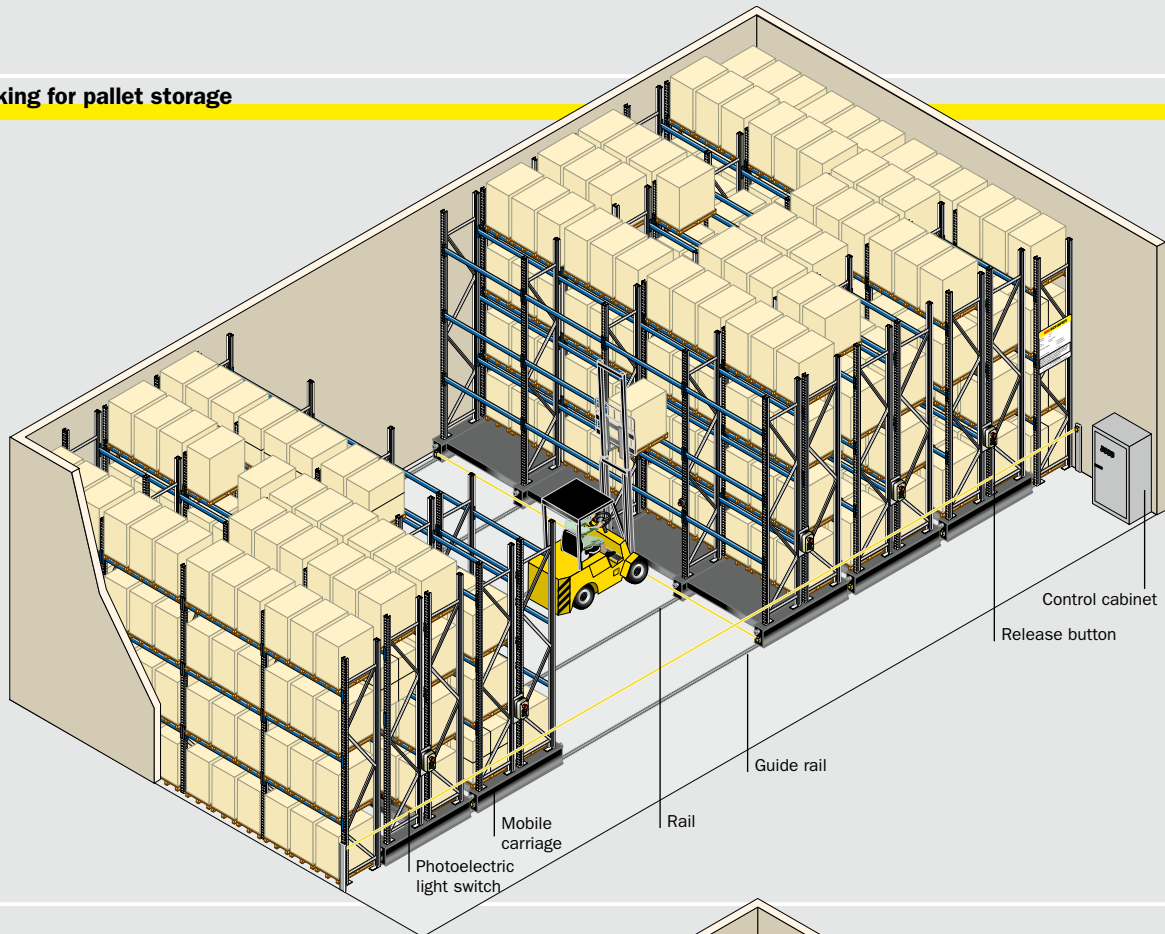


**i** Further information

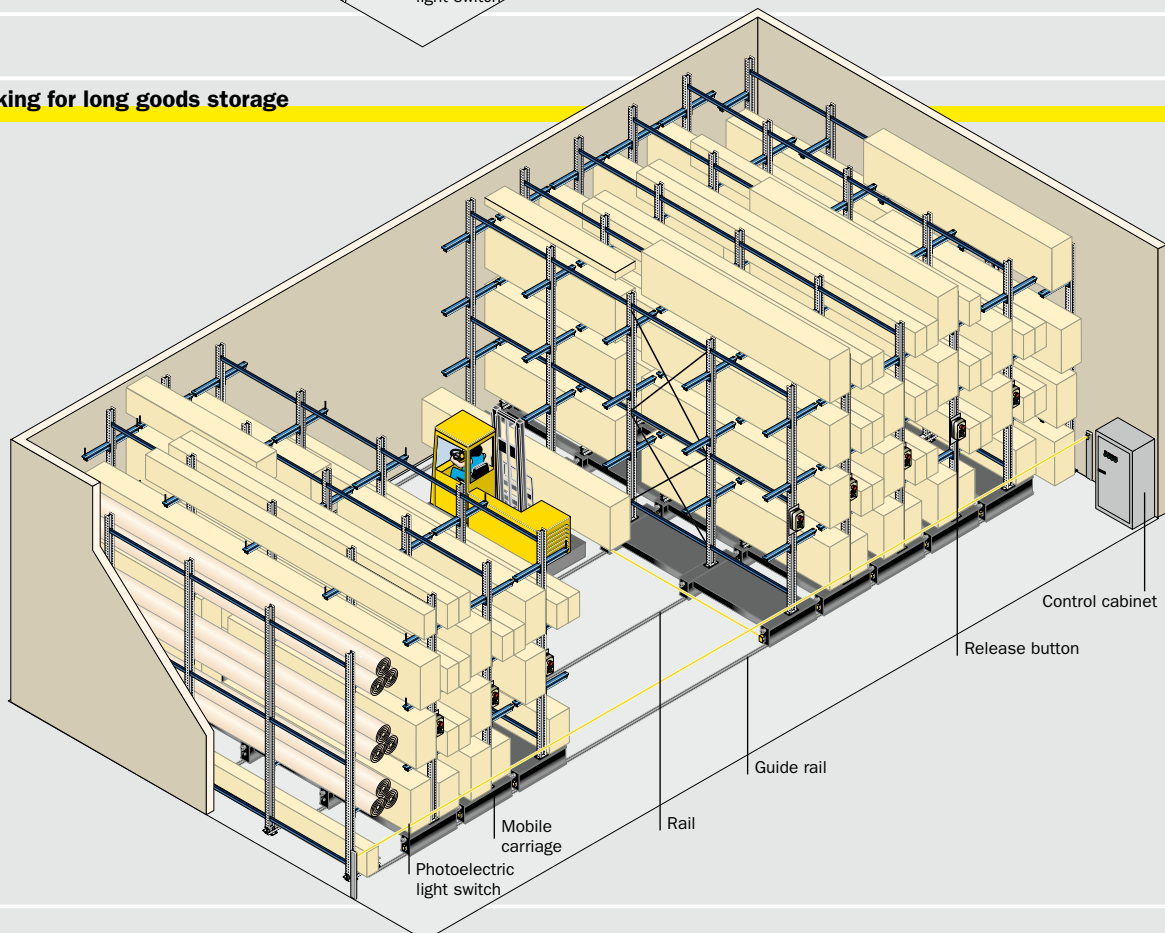
on request

# Mobile rack staging

## Mobile racking for pallet storage



## Mobile racking for long goods storage



Boxes / containers

Modular shelving

Longspan racking

Pallet racking

Cantilever racking

Mezzanines / platforms

On-line shelving / KDR shelving

Semi-automated solutions

Logistics systems

Appendix

## Pallet live storage racking

Pallet live storage racking systems are used as buffer storage for shipping, in production and also for incoming and outgoing goods. The racks are usually accessed using front forklifts and reach trucks. Manual lifting trolleys can also be used for the lowest level on the removal side. The storage utilizes the first-in-first-out principle (FiFo). Stored goods with an expiry date or product batches are easier to monitor. The design of the gravity roller conveyors can be

adapted to the specific goods using different roll divisions and brake rollers. The other advantages of this storage system are the optimum use of surface area and volume as well as the ability to integrate the system into the automated material flow.

Furthermore, the pallets can also be accessed on multiple stories with additional order picking levels or tunnels.



Further information

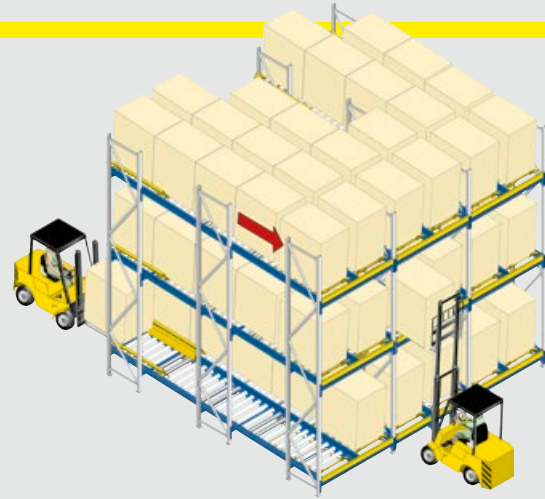
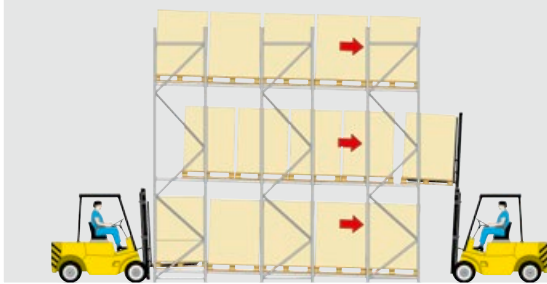
on request



# Staging live storage and pushback racks

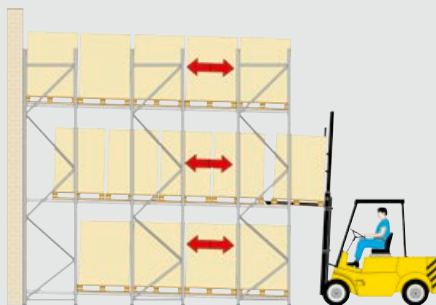
## Pallet live storage

The live storage warehouse consists of gravity roller conveyors installed in a rack as live storage levels. The space it is used highly efficiently as multiple channels are positioned next to each other and the room height is optimally utilized. The storage and retrieval sides are separated. Roller conveyors provide both storage and transport functions.



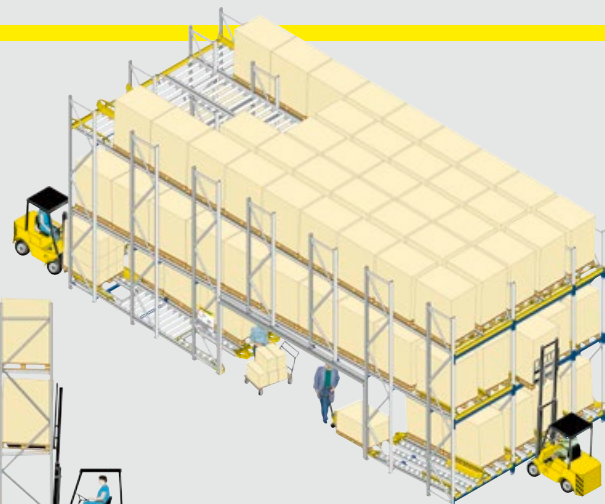
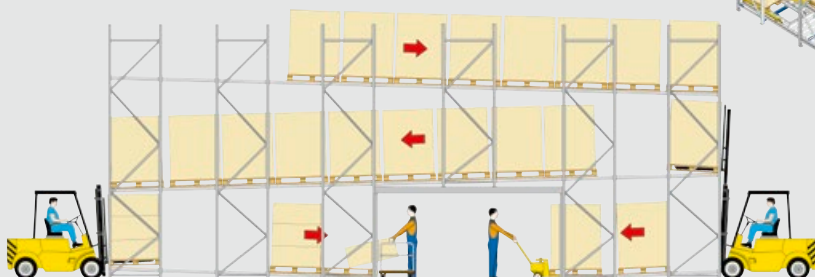
## Pallet pushback racking

Pallets pushback racking is space-saving buffer storage with only one access aisle. This storage technology pushes the stored goods up the incline of the roller conveyor and into a channel with the help of a feeding device. During removal, the following pallets are braked by the removal process with the forklift. Eliminating brake rollers and separators creates a cost-effective solution. All of the articles are always accessible on the removal side of the rack. Pallet pushback racking utilizes the LiFo principle (last-in-first-out).



## Pallet live storage rack storage with order picking tunnel

Pallet live storage racking systems are becoming an increasingly important part of warehouse logistics due to the consistent combination of buffer storage and order picking. Pallet live storage racking with order picking tunnels utilizes the FIFO principle (first-in-first-out). The resupply and order picking operations are separated and large article volumes are possible. These systems provide optimum solutions for a beverage trade or electrical equipment manufacturers.



Boxes / containers

Modular shelving

Longspan racking

Pallet racking

Cantilever racking

Mezzanines / platforms

On-line shelving / KDR shelving

Semi-automated solutions

Logistics systems


Appendix

## Narrow aisle high rise racking system

High rise warehouse solutions with narrow-aisle designs enable the highest storage capacity even with confined areas and restricted storage space.

SSI SCHAEFER systems have proven themselves in numerous applications. We apply our worldwide expertise and many years of experience gained through collaboration with manufacturers of floors, storage and retrieval devices, aisle protection and fire protection equipment when implementing a storage solution for our customers.

SSI SCHAEFER sees itself as a professional service provider.



**i** Further information

on request

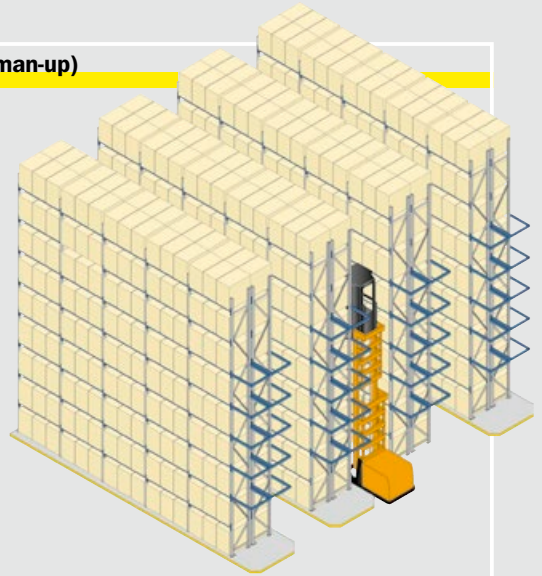
# High rise racking staging



## Narrow aisle system with order picking trucks (man-up)

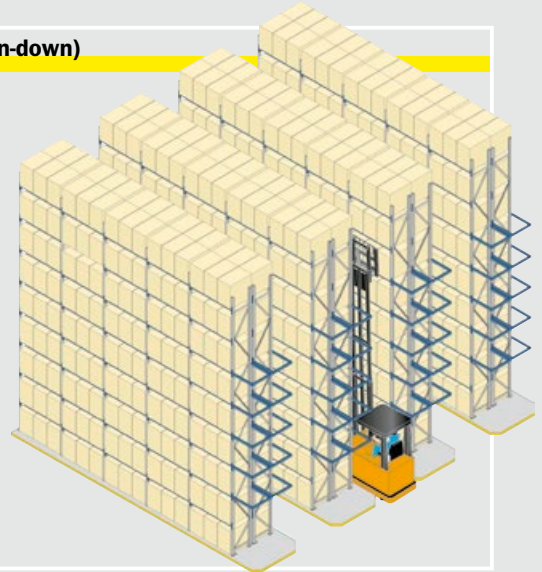
This is by far the most frequently used storage type. The advantages are:

- Operator constantly at removal height, therefore no positioning aid is required.
- Order picking from the pallet is possible.



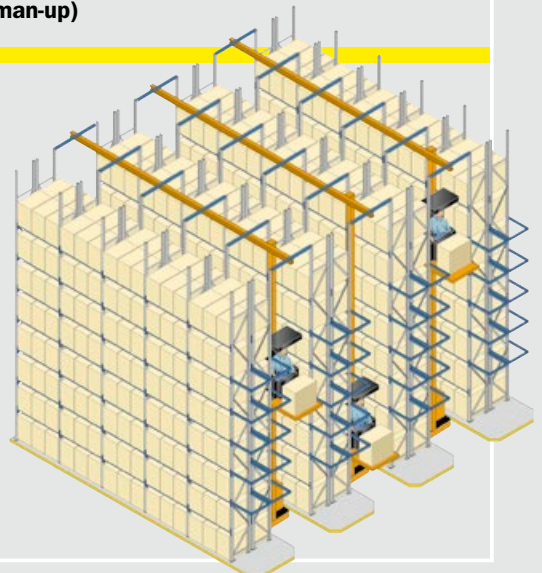
## Narrow aisle system with high-bay stackers (man-down)

This type storage is used when entire loading aids need to be stored and retrieved. In contrast to man-up devices, higher racks and smaller tolerances for the floor and rack need to be observed and both horizontal and vertical positioning aids are required.



## Narrow aisle system with order picking trucks (man-up) and upper guide rail

This additional upper guide rail with integrated power rail allows large rack heights (up to 19 m) and rack lengths (> 100 m) together with high traveling speeds. Compliance with very small floor and rack tolerances is an important prerequisite to ensure a perfect functioning.



Boxes / containers

Modular shelving

Longspan racking

Pallet racking

Cantilever racking

Mezzanines / platforms

On-line shelving / KDR shelving

Semi-automated solutions

Logistics systems

Appendix


# Cantilever racking for long material storage

When it comes to storing long or bulky goods, cantilever racking systems are the right solution. The bandwidth ranges from light plastic profiles to steel tubes, profiles, wooden panels and even heavy coils.

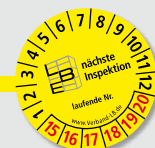
Perfectly tailored: SSI SCHAEFER's expert consultants help to develop concepts for special long materials or particular site conditions.

The cantilever upright constructed for single- or double-face use. Both versions can be constructed with rows of any desired length.

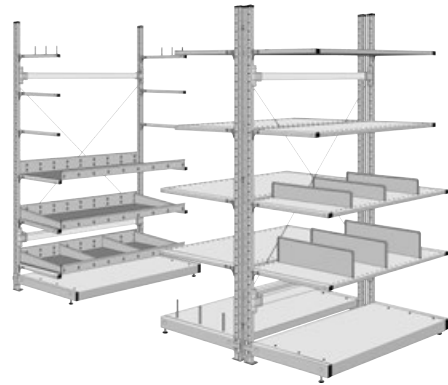

Adjustable cantilevers allow easy adaptation to different storage heights and load requirements. SSI SCHAEFER offers diverse accessories depending on the goods being stored.

 Information regarding **inspection requirements**  
for rack systems

Chapter J, page J1








KR 3000 cantilever rackings

page E4



KRM cantilever rackings

page E8



KRS cantilever rackings

page E12

Boxes /  
containers

Modular  
shelving

Longspan  
racking

Pallet  
racking

Cantilever  
racking

Mezzanines /  
platforms

On-line shelving /  
KDR shelving

Semi-automated  
solutions

Logistics  
systems

Appendix

# Overview of cantilever racking systems

<b>KR 3000 cantilever rackings</b>	
Areas of use	On-line shelving and storage of light and bulky materials
Advantages	<ul style="list-style-type: none"> <li>▶ Assembly with dividing pins, shelves or storage trays</li> <li>▶ Double-row racks constructed out of free-standing racks placed next to each other and 3 frame connectors</li> <li>▶ Special upright profile</li> <li>▶ Beams are installed without any play due to the conical grooves on both short sides</li> </ul>
System	▶ Free upright design
Design	▶ Expansion bay design; proportionally reduces the carrying capacity per rack bay
System hole pattern	▶ 53 : 53 mm
Load-bearing capacity	▶ up to 150 kg per side and upright, incl. base, up to 50 kg per cantilever arm
Support profiles/ horizontal braces	▶ Galvanized
Cantilever arms	▶ Galvanized
Shelves	▶ Bright silver



E4

from pages

**KRM cantilever rackings**

Material staging and storage of pipes, profiles or long, bulky materials

- ▶ Easy assembly with only a few components
- ▶ Single- or double-face racks
- ▶ Attachable cantilever arms, enabling adjustment without tools
- ▶ Robust construction
- ▶ Solid foot plate
- ▶ Bolted upright design
- ▶ Bolting system: Support profiles are bolted together horizontal braces to form rack rows and reinforced with cross braces in every 4th rack field
- ▶ 50 : 50 mm
- ▶ up to 2,300 kg per upright side with uniform height division
- ▶ Galvanized
- ▶ Painted RAL 5010, Gentian Blue



E8

**KRS cantilever rackings**

Storage of heavy, bulky materials and goods. Universally usable in halls, for manual or automatic operation, stationary or mobile installations possible

- ▶ Easy assembly with only a few components
- ▶ Single- or double-face racks
- ▶ Bolted cantilever arms
- ▶ Robust construction
- ▶ Bolted upright design
- ▶ Bolting system: Support profiles are bolted together horizontal braces to form rack rows and reinforced with cross braces in every 4th rack field
- ▶ 100 : 100 mm
- ▶ up to 14,000 kg per upright side with uniform height division
- ▶ Painted RAL 7037, Dust Gray
- ▶ Painted RAL 5010, Gentian Blue



E12

Boxes / containers

Modular shelving

Longspan racking

Pallet racking

Cantilever racking

Mezzanines / platforms

On-line shelving / KDR shelving

Semi-automated solutions

Logistics systems

Appendix

## KR 3000 cantilever racking

KR 3000 cantilever racking systems from SSI SCHAEFER are suitable for the quick location changes. Each side can support loads up to 300 kg with the starter bay design.

The cantilever brackets with an insertion angle of  $10^\circ$  can be adjusted and 53 mm steps. They can be fitted with divider pins or serve as a supports for shelves and storage trays.

All rack levels can support loads of up to 100 kg with the starter bay design.

The double-row rack is made of racks positioned one behind the other. Additionally, they are stabilized with three frame connectors. The racks can also be configured with expansion bay design. In this case, it must be considered that the load carrying capacity of each rack field decreases proportionally.





# KR 3000 system design

- ▶ **Load-bearing capacity**  
Up to 150 kg per side and upright, incl. base, up to 50 kg per cantilever arm
- ▶ **53 mm height grid**  
Cantilever brackets with insertion angle of 10°
- ▶ **System design**  
Cantilever racking construction
- ▶ **Expansion bay design**  
Proportionally reduces the load capacity per rack field
- ▶ **Areas of use**  
On-line shelving and storage of light and bulky materials
- ▶ **Can be equipped with divider pins, shelves or storage trays**
- ▶ **Double-row racks**  
Constructed out of racks placed next to each other and 3 frame connectors
- ▶ **Special upright profile**
- ▶ **Beams are installed without any play**  
due to the conical grooves on both short sides



Upright with foot

Dividing pins  
page E7

Cantilever brackets  
page E7

Tray  
(without divider)  
page E7

Tray  
(with divider)  
page E7

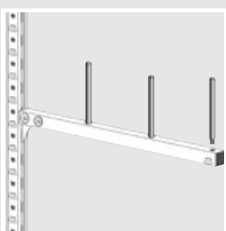
Beams

Cross brace

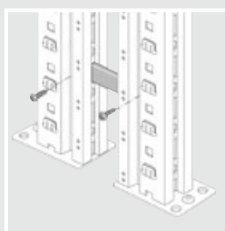
Frame connector  
page E7

Free-standing dividers  
Chapter B, page B12

Base shelf



Dividing pins



Frame connector

Boxes / containers

Modular shelving

Longspan racking

Pallet racking

Cantilever racking

Mezzanines / platforms

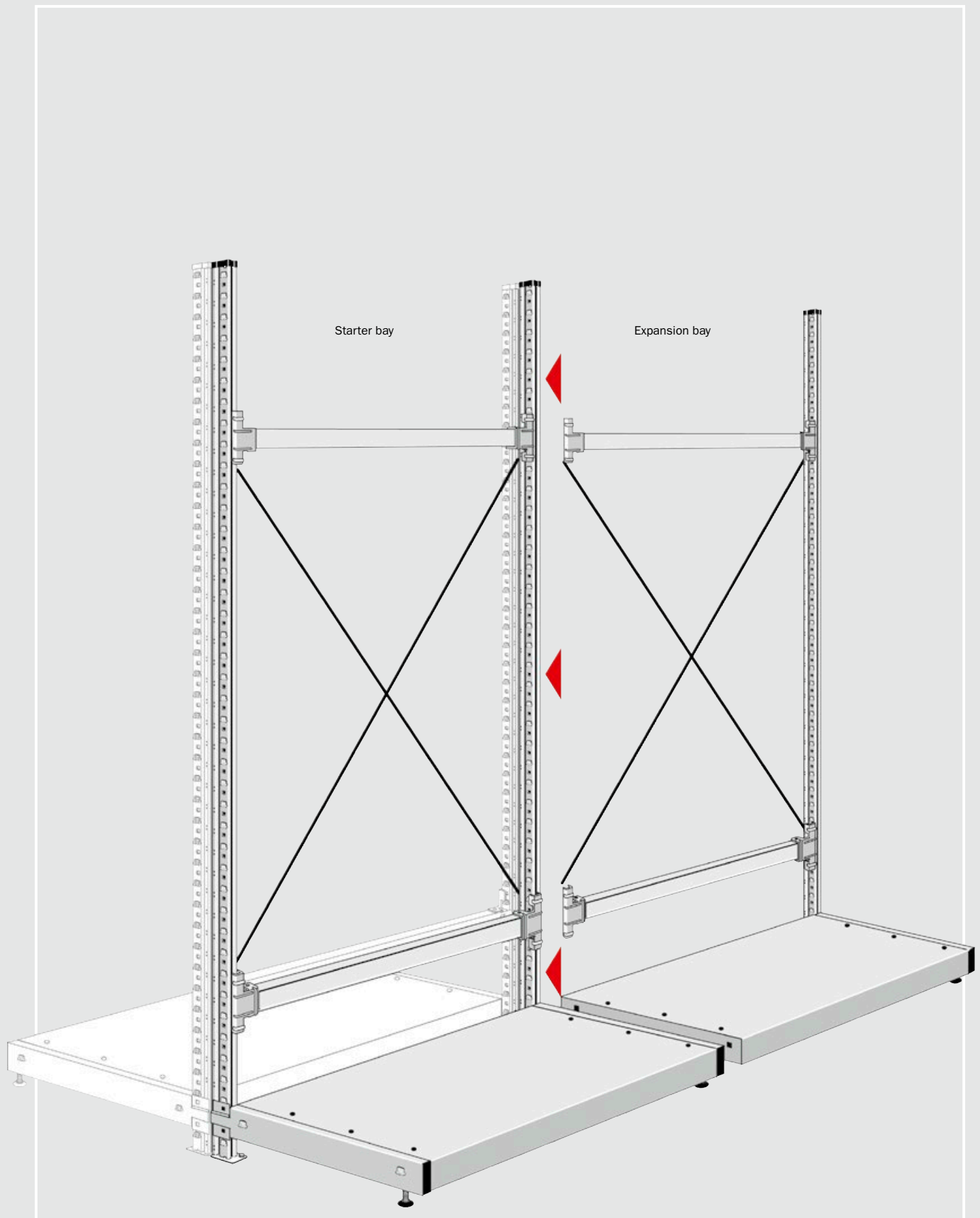
On-line shelving / KDR shelving

Semi-automated solutions

Logistics systems

Appendix

# Rack components



# Rack components and accessories

BRIGHT SILVER

GALVANIZED



Shelves



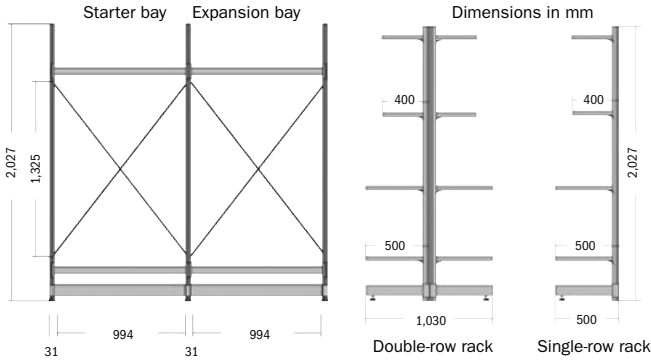
Dividing pins  
Cantilever brackets  
Frame connector  
Trays

## Shelves

The maximum load-carrying capacity can only be used with the starter bay design

## Starter bay/expansion bay

Clear field width 994 mm



## Starter bay

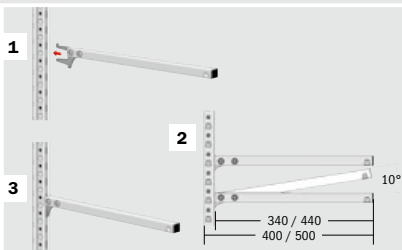
2 uprights with foot – single sided, 2 beams, 1 cross brace, 1 base shelf.

Item	Width (mm)	Height (mm)	Order no.
FR 31020 G	994	2,027	145690

## Expansion bay

1 upright with foot – single sided, 2 beams, 1 cross brace, 1 base shelf.

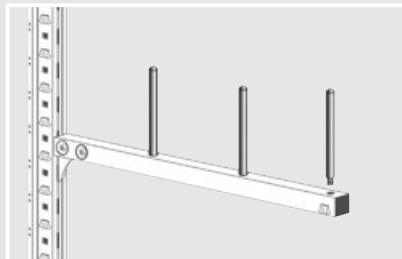
Item	Width (mm)	Height (mm)	Order no.
FR 31020 A	994	2,027	145700



## Cantilever brackets

Sheet steel, galvanized. For attaching shelves and trays. Load capacity 50 kg.


Item	Rack depth (mm)	Usable depth (mm)	Order no.
KK 34050	400	340	145740
KK 35050	500	440	145760



## Dividing pins

Steel, galvanized. Dividing pins for the partitioning of the brackets.

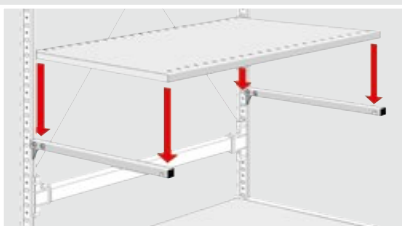
Item	Order no.
AST 3100	145770



## Tray

Sheet steel, galvanized. External depth 400 mm, internal 386 mm. Load-bearing capacity of 50 kg per storage level.

Item	Order no.
LW 31010	Tray 145790
LWT 386/2386	Divider 18220

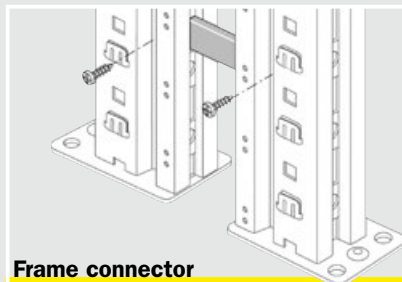


## Shelves

Sheet steel, painted bright silver. 30 mm high. The floors feature rows of slots with a 41 mm spacing. Free-standing dividers can be inserted into the slots for lengthwise partitioning.

**Note:** The maximum load capacity can only be used with the starter bay design.

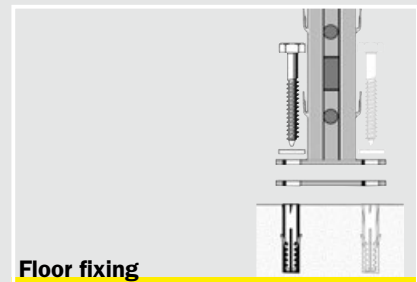
Item	Rack depth (mm)	Order no.
ZB 4413 L	400	27010
ZB 4513 L	500	27030



## Frame connector

Sheet steel, galvanized. For connecting double-row rack fields. 30 mm spacing. Incl. fixing kit.

Item	Order no.
RV 3030	147090



## Floor fixing

For anchoring the racks to the floor. Consists of screws, dowels and washers.

Item	Order no.
BF 3000	145710

Order no. = on stock

**Clear field width 1,282 mm and further accessories**

on request

Boxes / containers

Modular shelving

Longspan racking

Pallet racking

Cantilever racking

Mezzanines / platforms

On-line shelving / KDR shelving

Semi-automated solutions

Logistics systems

Appendix

## Cantilever racking for light to medium loads

The ability to rapidly modify the storage system pays off on a day-to-day basis when staging material and storing pipes, profiles or long, bulky materials. The KRM cantilever racking system is the right choice for single- or double-face use, partitioning the cantilever racking or with storage trays. No tools are required to adjust the cantilever arms.







**GALVANIZED**



Cantilever upright

**GENTIAN BLUE**



Feet,  
Cantilever arms

**RAL 5010**

- ▶ **Load-bearing capacity**  
Up to 2,300 kg per rack side with uniform height division
- ▶ **System hole pattern**  
with adjustment spacing 50 : 50 mm
- ▶ **Bolting system**  
Support profiles are bolted together with horizontal braces to form rack rows and reinforced with cross braces in every 4th rack field
- ▶ **On-line shelving and storage**  
of pipes, profiles or long, bulky materials
- ▶ **Easy assembly**  
with only a few components
- ▶ **Single- or double-face racks**
- ▶ **Attachable cantilevers**  
enable adjustment without tools
- ▶ **Robust construction**
- ▶ **Solid base**

# KRM system design




**Cantilever arms**  
page E10

**Dividing pins**  
page E11

**Storage trays**  
page E11


**Cantilever upright (single-face)**  
page E10



**Horizontal braces**  
page E10

**Cantilever uprights (double-face)**  
page E10

**Cross braces**  
page E11



Load sign



Cantilever arm



Dividing pins



Storage tray



Horizontal brace

Boxes /  
containers

Modular  
shelving

Longspan  
racking

Pallet  
racking

Cantilever  
racking

Mezzanines /  
platforms

On-line shelving /  
KDR shelving

Semi-automated  
solutions

Logistics  
systems

Appendix



GALVANIZED



Cantilever upright

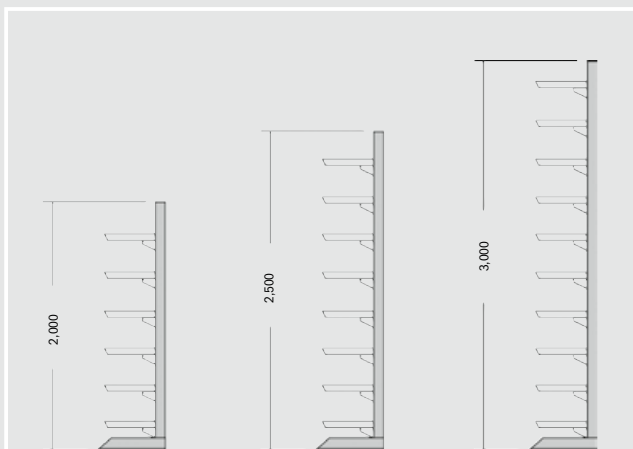
GENTIAN BLUE



Feet,  
Cantilever arms

RAL 5010

# KRM cantilever upright and accessories



## Cantilever upright, single-face

Steel, galvanized. Configuration system 50 : 50 mm, foot profiles made of angled profiles in Gentian Blue RAL 5010 for uniform load distribution on the floor. 2 horizontal braces required to connect cantilever uprights.

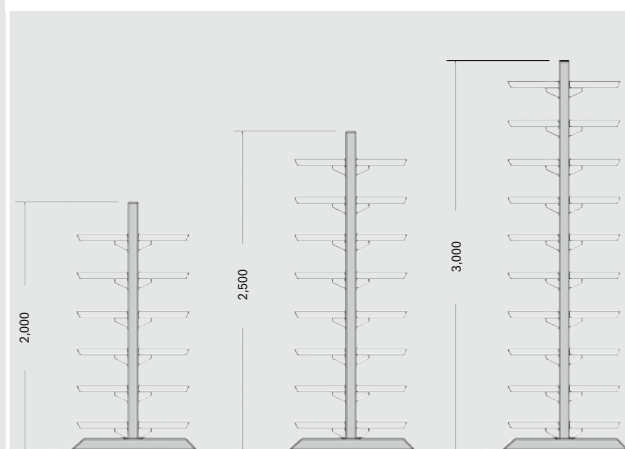
Item	Upright height (mm)	Usable depth (mm)	Total depth (mm)	Load (kg)	Order no.
KRM-KASE200400	2,000	400	700	2,300	6689906
KRM-KASE200500		500	800	1,900	6689907
KRM-KASE200600		600	900	1,650	6689908
KRM-KASE200800		800	1,100	1,200	6689909
KRM-KASE250400	2,500	400	700	2,150	6689910
KRM-KASE250500		500	800	1,750	6689911
KRM-KASE250600		600	900	1,500	6689912
KRM-KASE250800		800	1,100	1,000	6689913
KRM-KASE300400	3,000	400	700	2,000	6689914
KRM-KASE300500		500	800	1,600	6689915
KRM-KASE300600		600	900	1,350	6689916
KRM-KASE300800		800	1,100	950	6689917

## ► Cantilever uprights

Load specifications apply to each side of the rack in the case of uniform height distribution of the cantilever arms

## ► Cantilever arms

Load specifications apply for uniformly distributed loads



## Cantilever uprights, double-face

Steel, galvanized. Configuration system 50 : 50 mm, foot profiles made of angled profiles in Gentian Blue RAL 5010 for uniform load distribution on the floor. 2 horizontal braces required to connect cantilever uprights.

Item	Upright height (mm)	Usable depth (mm)	Total depth (mm)	Load (kg/side)	Order no.
KRM-KASD200400	2,000	400	1,040	2,300	6689918
KRM-KASD200500		500	1,240	1,900	6689919
KRM-KASD200600		600	1,440	1,650	6689920
KRM-KASD200800		800	1,840	1,200	6689921
KRM-KASD250400	2,500	400	1,040	2,150	6689922
KRM-KASD250500		500	1,240	1,750	6689923
KRM-KASD250600		600	1,440	1,500	6689924
KRM-KASD250800		800	1,840	1,000	6689925
KRM-KASD300400	3,000	400	1,040	2,000	6689926
KRM-KASD300500		500	1,240	1,600	6689927
KRM-KASD300600		600	1,440	1,350	6689928
KRM-KASD300800		800	1,840	950	6689929



## Horizontal braces

Steel, galvanized. 2 horizontal braces required to connect cantilever uprights.

Item	Center distance (mm)	Order no.
KRM-LV06	600	6689930
KRM-LV08	800	6689931
KRM-LV10	1,000	6689932
KRM-LV12	1,250	6689933
KRM-LV15	1,500	6689934



## Cantilever arms

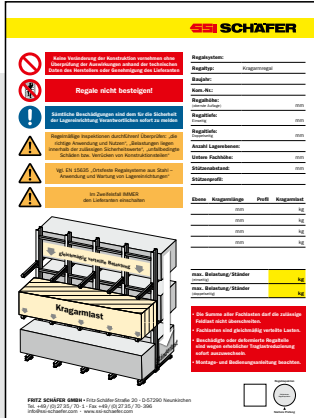
Steel, painted: Gentian Blue, RAL 5010. Adjustable without tools, adjusting grid 50 : 50 mm, including holes for dividing pins.

Item	Cantilever arm length (mm)	Load (kg)	Order no.
KRM-KA400	400	350	6689902
KRM-KA500	500	300	6689903
KRM-KA600	600	250	6689904
KRM-KA800	800	180	6689905

Order no. = on stock

**Mandatory labeling**

The regulations of the trade associations demand labeling of rack facilities with all the necessary load specifications



**Load signs**

Item	Width (mm)	Height (mm)	Type	Order no.
KRTS 7050	450	600	Aluminum, incl. fixing kit.	on req.*
TS 0615	60	150	PVC adhesive film	on req.*

\* The technical data is defined via a time sheet. It is offered and invoiced as part of the price of the sign.

**Floor anchor**

Cantilever racking need to be anchored using expansion anchorsto ensure the stability of the racks. For single-face cantilever racking 6, for double-face cantilever racking 8 expansion anchors are required.



Item		Order no.
BA 10 SL	M 10 expansion anchor	67030



**Dividing pins**

Steel, galvanized. Made of tube profile, including screw fastening.

Item	Usable height (mm)	Order no.
KED 105	50	124250
KED 110	100	124260
KED 115	150	124270

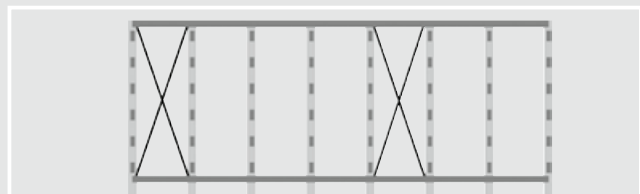
**KRM accessories**



**Storage trays**

Sheet steel, galvanized, 250 mm high. For storing of residual pieces, plastic pipes, hoses, etc.

Item	For usable depth/ cantilever arm length (mm)	Internal width (mm)	Length (mm)	Panel thickness (mm)	Order no.
KLW 1542	400	360	1,500	2.0	124510
KLW 2042			2,000	2.0	124130
KLW 2043			2,000	3.0	124520
KLW 2543			2,500	3.0	124530
KLW 1552	500	460	1,500	2.0	124540
KLW 1553			1,500	3.0	124550
KLW 2053			2,000	3.0	124560
KLW 2553			2,500	3.0	124570
KLW 1563	600	560	1,500	3.0	124580
KLW 2063			2,000	3.0	124210
KLW 2563			2,500	3.0	124590



**Cross braces**

Steel, painted: Gentian Blue, RAL 5010. Cross braces are required for every fourth rack field in order to stabilize the racks. Includes fixing kit.

Item	Center distance (mm)	Upright height (mm)	Order no.
KRM-KVB200060	600	2,000	6689935
KRM-KVB250060		2,500	6689940
KRM-KVB300060		3,000	6689945
KRM-KVB200080	800	2,000	6689936
KRM-KVB250080		2,500	6689941
KRM-KVB300080		3,000	6689946
KRM-KVB200100	1,000	2,000	6689937
KRM-KVB250100		2,500	6689942
KRM-KVB300100		3,000	6689947
KRM-KVB200125	1,250	2,000	6689938
KRM-KVB250125		2,500	6689943
KRM-KVB300125		3,000	6689948
KRM-KVB200150	1,500	2,000	6689939
KRM-KVB250150		2,500	6689944
KRM-KVB300150		3,000	6689949

Boxes / containers

Modular shelving

Longspan racking

Pallet racking

Cantilever racking

Mezzanines / platforms

On-line shelving / KDR shelving

Semi-automated solutions

Logistics systems

Appendix

## Cantilever racking for medium to heavy loads

Cantilever racking for medium and heavy loads are utilized for an extensive range of warehousing applications. The requirements are diverse. As such, the storage system has to be adapted to goods and not vice versa.

The KRS system has limitless versatility with regard to dimensions and capacity. The usage options range from manual to automated operation, stationary or mobile. The system can be installed indoors or, upon request, outdoors.

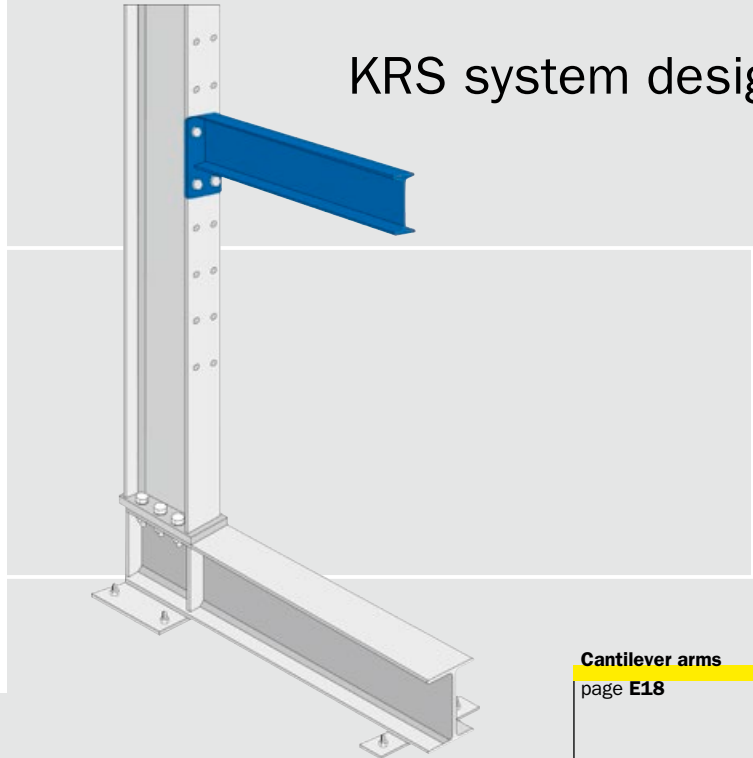


DUST GRAY GENTIAN BLUE RAPESEED YELLOW GALVANIZED

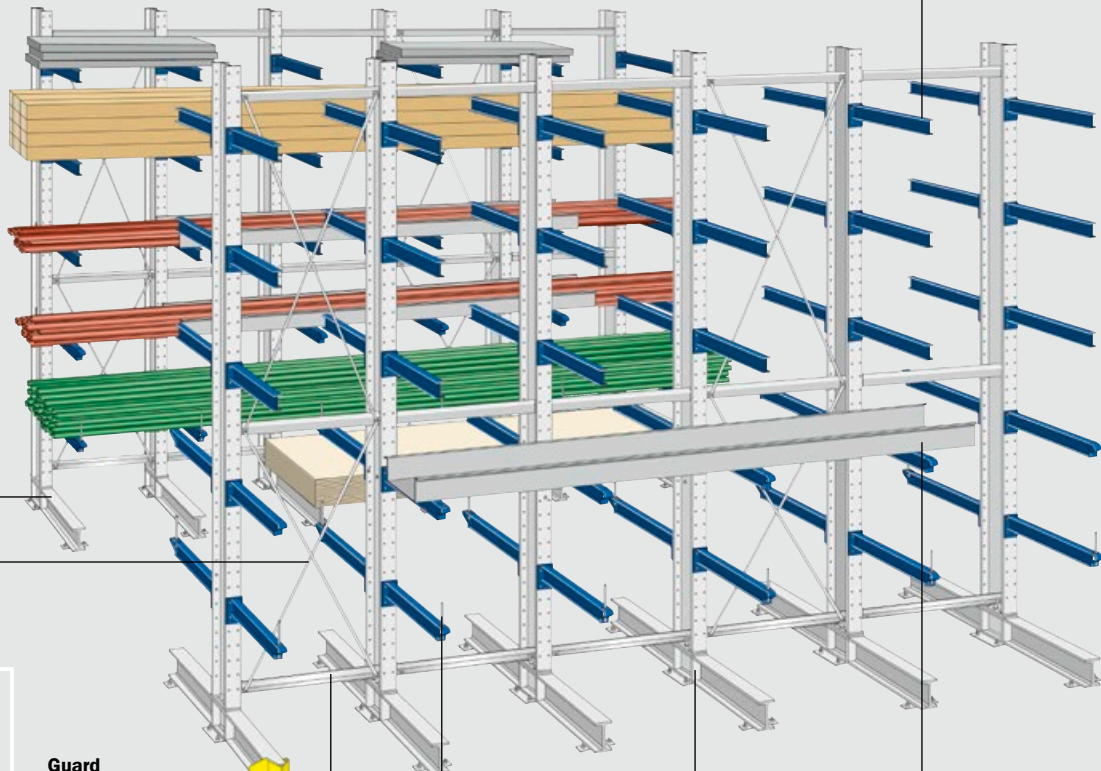


- ▶ **Load-bearing capacity**  
up to 14,000 kg per rack side with uniform height division
- ▶ **System hole pattern**  
with adjustment spacing 100 : 100 mm
- ▶ **Upright design made of bolted supports and foot profiles**  
Can also be retrofitted by replacing the foot profiles – between single and double-face designs
- ▶ **Bolting system**  
support profiles are bolted together with horizontal braces to form rack rows and reinforced with cross braces in every 4th rack field
- ▶ **Storage**  
of heavy, bulky materials and goods
- ▶ **Universally usable**  
in halls or outdoors, for manual or automated operation, stationary or mobile installations possible
- ▶ **Easy assembly**  
with only a few components
- ▶ **Single- or double-face racks**
- ▶ **Bolted cantilever arms**
- ▶ **Robust construction**

# KRS system design



Cantilever arms  
page E18



Cantilever upright (single-face)  
page E14 – E15

Cross braces  
page E20


Guard  
page E20

Horizontal braces  
page E20

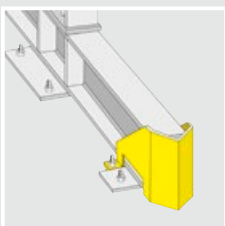
End stop  
page E21

Cantilever uprights (double-face)  
page E16 – E17

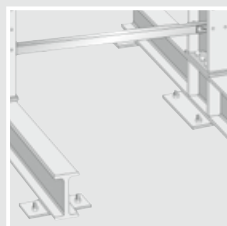
Storage trays  
page E19



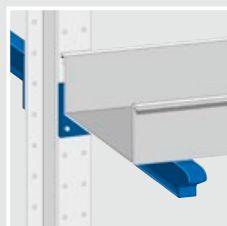
Load sign




Guard




Horizontal braces



Storage tray



Bolted cantilever arm



Cantilever arm with end stop

Boxes / containers

Modular shelving

Longspan racking

Pallet racking

Cantilever racking

Mezzanines / platforms

On-line shelving / KDR shelving

Semi-automated solutions

Logistics systems

Appendix



DUST GRAY



Cantilever upright


# KRS single-face cantilever upright

- ▶ **High stability**  
the supports and foot profiles are made of solid, hot rolled IPE profiles and are bolted together to create a stable cantilever upright. The foot profiles safely transfer the loads to the floor. The static design complies with the current regulations in accordance with BGR 234.
- ▶ **System hole pattern**  
with adjustment spacing 100 : 100 mm
- ▶ **Version**  
steel, painted: Dust Gray, RAL 7037
- ▶ **Cantilever uprights**  
Load specifications apply to each side of the rack in the case of uniform height distribution of the cantilever arms

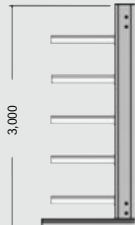


## Other upright heights and usage depths


on request



Upright height 2,500 mm					
Item	Usable depth (mm)	Total depth (mm)	Upright profile	Load (kg)	Order no.
KSEX 250418	400	640	IPE 180	6,110	661280
KSEX 250618	600	840	IPE 180	4,800	661282
KSEX 250818	800	1,040	IPE 180	3,900	661283
KSEX 251018	1,000	1,240	IPE 180	3,340	661284
KSEX 251218	1,250	1,490	IPE 180	2,610	661285



Upright height 3,000 mm					
KSEX 300418	400	640	IPE 180	5,300	661287
KSEX 300420		660	IPE 200	7,140	661308
KSEX 300618	600	840	IPE 180	4,170	661289
KSEX 300620		860	IPE 200	5,730	661310
KSEX 300818	800	1,040	IPE 180	3,560	661290
KSEX 300820		1,060	IPE 200	4,750	661311
KSEX 301018	1,000	1,240	IPE 180	3,025	661291
KSEX 301020		1,260	IPE 200	4,155	661312
KSEX 301218	1,250	1,490	IPE 180	2,280	661292
KSEX 301220		1,510	IPE 200	3,375	661313



Upright height 3,500 mm					
KSEX 350618	600	840	IPE 180	4,690	661294
KSEX 350620		860	IPE 200	6,515	661315
KSEX 350622		880	IPE 220	8,520	661336
KSEX 350818	800	1,040	IPE 180	3,380	661295
KSEX 350820		1,060	IPE 200	5,000	661316
KSEX 350822		1,080	IPE 220	7,000	661337
KSEX 351018	1,000	1,240	IPE 180	2,590	661296
KSEX 351020		1,260	IPE 200	3,830	661317
KSEX 351022		1,280	IPE 220	5,510	661338
KSEX 351218	1,250	1,490	IPE 180	1,965	661297
KSEX 351220		1,510	IPE 200	2,910	661318
KSEX 351222		1,530	IPE 220	4,185	661339
KSEX 351518	1,500	1,740	IPE 180	1,535	661298
KSEX 351520		1,760	IPE 200	2,295	661319
KSEX 351522		1,780	IPE 220	3,310	661340
KSEX 352018	2,000	2,240	IPE 180	1,010	661300
KSEX 352020		2,260	IPE 200	1,530	661321
KSEX 352022		2,280	IPE 220	2,230	661342

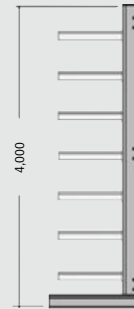
Order no. = on stock

► **Floor anchor**  
see page E19

# KRS single-face cantilever upright

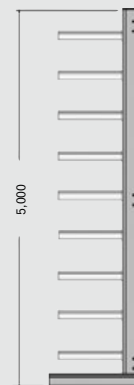
## Upright height 4,000 mm

Item	Usable depth (mm)	Total depth (mm)	Upright profile	Load (kg)	Order no.
KSEX 400620	600	860	IPE 200	5,980	661322
KSEX 400622		880	IPE 220	8,400	661343
KSEX 400624		900	IPE 240	10,700	661371
KSEX 400820	800	1,060	IPE 200	4,360	661323
KSEX 400822		1,080	IPE 220	6,250	661344
KSEX 400824		1,100	IPE 240	8,800	661372
KSEX 401020	1,000	1,260	IPE 200	3,360	661324
KSEX 401022		1,280	IPE 220	4,830	661345
KSEX 401024		1,300	IPE 240	6,810	661373
KSEX 401220	1,250	1,510	IPE 200	2,550	661325
KSEX 401222		1,530	IPE 220	3,670	661346
KSEX 401224		1,550	IPE 240	5,200	661374
KSEX 401520	1,500	1,760	IPE 200	2,020	661326
KSEX 401522		1,780	IPE 220	2,920	661347
KSEX 401524		1,800	IPE 240	4,140	661375
KSEX 402020	2,000	2,260	IPE 200	1,340	661328
KSEX 402022		2,280	IPE 220	1,960	661349
KSEX 402024		2,300	IPE 240	2,810	661377



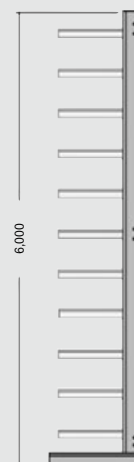
## Upright height 5,000 mm

KSEX 500622	600	880	IPE 220	6,670	661357
KSEX 500624		900	IPE 240	9,360	661385
KSEX 500627		930	IPE 270	14,010	661420
KSEX 500822	800	1,080	IPE 220	4,880	661358
KSEX 500824		1,100	IPE 240	6,870	661386
KSEX 500827		1,130	IPE 270	10,260	661421
KSEX 501022	1,000	1,280	IPE 220	3,780	661359
KSEX 501024		1,300	IPE 240	5,350	661387
KSEX 501027		1,330	IPE 270	7,960	661422
KSEX 501222	1,250	1,530	IPE 220	2,890	661360
KSEX 501224		1,550	IPE 240	4,090	661388
KSEX 501227		1,580	IPE 270	6,140	661423
KSEX 501522	1,500	1,780	IPE 220	2,280	661361
KSEX 501524		1,800	IPE 240	3,250	661389
KSEX 501527		1,830	IPE 270	4,910	661424
KSEX 502022	2,000	2,280	IPE 220	1,550	661363
KSEX 502024		2,300	IPE 240	2,230	661391
KSEX 502027		2,330	IPE 270	3,400	661426



## Upright height 6,000 mm

KSEX 600624	600	900	IPE 240	7,590	661399
KSEX 600627		930	IPE 270	11,420	661434
KSEX 600824	800	1,100	IPE 240	5,640	661400
KSEX 600827		1,130	IPE 270	8,360	661435
KSEX 600830		1,160	IPE 300	12,140	661463
KSEX 601024	1,000	1,300	IPE 240	4,370	661401
KSEX 601027		1,330	IPE 270	6,570	661436
KSEX 601030		1,360	IPE 300	9,530	661464
KSEX 601224	1,250	1,550	IPE 240	3,350	661402
KSEX 601227		1,580	IPE 270	5,050	661437
KSEX 601230		1,610	IPE 300	7,390	661465
KSEX 601524	1,500	1,800	IPE 240	2,690	661403
KSEX 601527		1,830	IPE 270	4,070	661438
KSEX 601530		1,860	IPE 300	5,940	661466
KSEX 602024	2,000	2,300	IPE 240	1,820	661405
KSEX 602027		2,330	IPE 270	2,790	661440
KSEX 602030		2,360	IPE 300	4,120	661468



Boxes / containers

Modular shelving

Longspan racking

Pallet racking

Cantilever racking

Mezzanines / platforms

On-line shelving / KDR shelving

Semi-automated solutions

Logistics systems

Appendix

# KRS double-face cantilever uprights



DUST GRAY



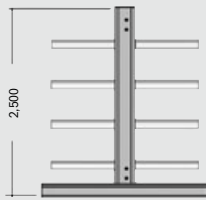
Cantilever upright

- ▶ **High stability**  
the supports and foot profiles are made of solid, hot rolled IPE profiles and are bolted together to create a stable cantilever upright. The foot profiles safely transfer the loads to the floor.  
The static design complies with the current regulations in accordance with BGR 234.
- ▶ **System hole pattern**  
with adjustment spacing 100 : 100 mm
- ▶ **Version**  
steel, painted: Dust Gray, RAL 7037
- ▶ **Cantilever uprights**  
Load specifications apply to each side of the rack in the case of uniform height distribution of the cantilever arms



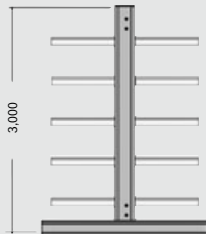
## Other upright heights and usage depths

on request



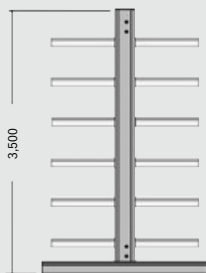
### Upright height 2,500 mm

Item	Usable depth (mm)	Total depth (mm)	Upright profile	Load (kg/side)	Order no.
KSDX 250418	400	1,100	IPE 180	6,290	661532
KSDX 250618	600	1,500	IPE 180	4,940	661534
KSDX 250818	800	1,900	IPE 180	4,050	661535
KSDX 251018	1,000	2,300	IPE 180	3,470	661536
KSDX 251218	1,250	2,800	IPE 180	2,710	661537



### Upright height 3,000 mm

KSDX 300418	400	1,100	IPE 180	5,450	661539
KSDX 300420		1,120	IPE 200	7,350	661560
KSDX 300618	600	1,500	IPE 180	4,290	661541
KSDX 300620		1,520	IPE 200	5,900	661562
KSDX 300818	800	1,900	IPE 180	3,700	661542
KSDX 300820		1,920	IPE 200	4,940	661563
KSDX 301018	1,000	2,300	IPE 180	3,140	661543
KSDX 301020		2,320	IPE 200	4,320	661564
KSDX 301218	1,250	2,800	IPE 180	2,390	661544
KSDX 301220		2,820	IPE 200	3,540	661565



### Upright height 3,500 mm

KSDX 350618	600	1,500	IPE 180	4,870	661546
KSDX 350620		1,520	IPE 200	6,710	661567
KSDX 350622		1,540	IPE 220	8,770	661588
KSDX 350818	800	1,900	IPE 180	3,480	661547
KSDX 350820		1,920	IPE 200	5,150	661568
KSDX 350822		1,940	IPE 220	7,210	661589
KSDX 351018	1,000	2,300	IPE 180	2,690	661548
KSDX 351020		2,320	IPE 200	3,980	661569
KSDX 351022		2,340	IPE 220	5,730	661590
KSDX 351218	1,250	2,800	IPE 180	2,040	661549
KSDX 351220		2,820	IPE 200	3,020	661570
KSDX 351222		2,840	IPE 220	4,350	661591
KSDX 351518	1,500	3,300	IPE 180	1,610	661550
KSDX 351520		3,320	IPE 200	2,410	661571
KSDX 351522		3,340	IPE 220	3,475	661592
KSDX 352018	2,000	4,300	IPE 180	1,080	661552
KSDX 352020		4,320	IPE 200	1,630	661573
KSDX 352022		4,340	IPE 220	2,380	661594

Order no. = on stock



► **Floor anchor**  
see page E19

# KRS double-face cantilever uprights

## Upright height 4,000 mm

Item	Usable depth (mm)	Total depth (mm)	Upright profile	Load (kg/side)	Order no.
KSDX 400620	600	1,520	IPE 200	6,150	<b>661574</b>
KSDX 400622		1,540	IPE 220	8,650	<b>661595</b>
KSDX 400624		1,560	IPE 240	11,020	<b>661623</b>
KSDX 400820	800	1,920	IPE 200	4,490	<b>661575</b>
KSDX 400822		1,940	IPE 220	6,430	<b>661596</b>
KSDX 400824		1,960	IPE 240	9,060	<b>661624</b>
KSDX 401020	1,000	2,320	IPE 200	3,490	<b>661576</b>
KSDX 401022		2,340	IPE 220	5,020	<b>661597</b>
KSDX 401024		2,360	IPE 240	7,080	<b>661625</b>
KSDX 401220	1,250	2,820	IPE 200	2,650	<b>661577</b>
KSDX 401222		2,840	IPE 220	3,810	<b>661598</b>
KSDX 401224		2,860	IPE 240	5,400	<b>661626</b>
KSDX 401520	1,500	3,320	IPE 200	2,120	<b>661578</b>
KSDX 401522		3,340	IPE 220	3,060	<b>661599</b>
KSDX 401524		3,360	IPE 240	4,340	<b>661627</b>
KSDX 402020	2,000	4,320	IPE 200	1,430	<b>661580</b>
KSDX 402022		4,340	IPE 220	2,090	<b>661601</b>
KSDX 402024		4,360	IPE 240	3,000	<b>661629</b>



## Upright height 5,000 mm

KSDX 500622	600	1,540	IPE 220	6,870	<b>661609</b>
KSDX 500624		1,560	IPE 240	9,670	<b>661637</b>
KSDX 500627		1,590	IPE 270	14,410	<b>661672</b>
KSDX 500822	800	1,940	IPE 220	5,020	<b>661610</b>
KSDX 500824		1,960	IPE 240	7,070	<b>661638</b>
KSDX 500827		1,990	IPE 270	10,560	<b>661673</b>
KSDX 501022	1,000	2,340	IPE 220	3,930	<b>661611</b>
KSDX 501024		2,360	IPE 240	5,560	<b>661639</b>
KSDX 501027		2,390	IPE 270	8,270	<b>661674</b>
KSDX 501222	1,250	2,840	IPE 220	3,005	<b>661612</b>
KSDX 501224		2,860	IPE 240	4,250	<b>661640</b>
KSDX 501227		2,890	IPE 270	6,380	<b>661675</b>
KSDX 501522	1,500	3,340	IPE 220	2,390	<b>661613</b>
KSDX 501524		3,360	IPE 240	3,410	<b>661641</b>
KSDXN 501527		3,390	IPE 270	5,150	<b>661676</b>
KSDX 502022	2,000	4,340	IPE 220	1,650	<b>661615</b>
KSDX 502024		4,360	IPE 240	2,380	<b>661643</b>
KSDX 502027		4,390	IPE 270	3,630	<b>661678</b>



## Upright height 6,000 mm

KSDX 600624	600	1,560	IPE 240	7,810	<b>661651</b>
KSDX 600627		1,590	IPE 270	11,760	<b>661686</b>
KSDX 600824	800	1,960	IPE 240	5,800	<b>661652</b>
KSDX 600827		1,990	IPE 270	8,610	<b>661687</b>
KSDX 600830		2,020	IPE 300	12,500	<b>661715</b>
KSDX 601024	1,000	2,360	IPE 240	4,540	<b>661653</b>
KSDX 601027		2,390	IPE 270	6,830	<b>661688</b>
KSDX 601030		2,420	IPE 300	9,910	<b>661716</b>
KSDX 601224	1,250	2,860	IPE 240	3,480	<b>661654</b>
KSDX 601227		2,890	IPE 270	5,250	<b>661689</b>
KSDX 601230		2,920	IPE 300	7,680	<b>661717</b>
KSDX 601524	1,500	3,360	IPE 240	2,820	<b>661655</b>
KSDX 601527		3,390	IPE 270	4,270	<b>661690</b>
KSDX 601530		3,420	IPE 300	6,230	<b>661718</b>
KSDX 602024	2,000	4,360	IPE 240	1,940	<b>661657</b>
KSDX 602027		4,390	IPE 270	2,980	<b>661692</b>
KSDX 602030		4,420	IPE 300	4,405	<b>661720</b>



Boxes / containers

Modular shelving

Longspan racking

Pallet racking

Cantilever racking

Mezzanines / platforms

On-line shelving / KDR shelving

Semi-automated solutions

Logistics systems

Appendix

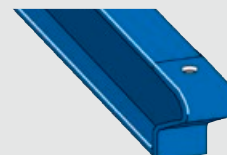


# KRS cantilever arms

► **Cantilever arms**  
Load specifications apply for uniformly distributed loads

## Cantilever arms for IPE 180 and IPE 200 upright profiles

Steel, painted: Gentian Blue, RAL 5010. With welded top plate, optionally with or without deflector. Adjustment 100 : 100 mm.



### Without deflector

Item	Usable depth (mm)	Cantilever arm profile	Load (kg)	Order no.
KASX 0408.2	400	INP 80	1,445	661036
KASX 0410.2		INP 100	2,415	661054
KASX 0608.2	600	INP 80	1,030	661038
KASX 0610.2		INP 100	1,755	661056
KASX 0808.2	800	INP 80	810	661039
KASX 0810.2		INP 100	1,370	661057
KASX 1008.2	1,000	INP 80	640	661040
KASX 1010.2		INP 100	1,120	661058
KASX 1208.2	1,250	INP 80	505	661041
KASX 1210.2		INP 100	885	661059
KASX 1508.2	1,500	INP 80	380	661042
KASX 1510.2		INP 100	730	661060
KASX 2008.2	2,000	INP 80	215	661044
KASX 2010.2		INP 100	470	661062

### With deflector

Item	Usable depth (mm)	Cantilever arm profile	Load (kg)	Order no.
KASX 0408.2R	400	INP 80	1,445	661045
KASX 0410.2R		INP 100	2,415	661063
KASX 0608.2R	600	INP 80	1,030	661047
KASX 0610.2R		INP 100	1,755	661065
KASX 0808.2R	800	INP 80	810	661048
KASX 0810.2R		INP 100	1,370	661066
KASX 1008.2R	1,000	INP 80	640	661049
KASX 1010.2R		INP 100	1,120	661067
KASX 1208.2R	1,250	INP 80	505	661050
KASX 1210.2R		INP 100	885	661068
KASX 1508.2R	1,500	INP 80	380	661051
KASX 1510.2R		INP 100	730	661069
KASX 2008.2R	2,000	INP 80	215	661053
KASX 2010.2R		INP 100	470	661071

## Cantilever arms for IPE 220 – IPE 300 upright profiles

Steel, painted: Gentian Blue, RAL 5010. With welded top plate, optionally with or without deflector. Adjustment 100 : 100 mm.

### Without deflector

Item	Usable depth (mm)	Cantilever arm profile	Load (kg)	Order no.
KASX 0408.3	400	INP 80	1,445	661108
KASX 0410.3		INP 100	2,415	661126
KASX 0608.3	600	INP 80	1,030	661110
KASX 0610.3		INP 100	1,755	661128
KASX 0612.3		INP 120	2,720	661144
KASX 0614.3		INP 140	3,035	661158
KASX 0808.3	800	INP 80	810	661111
KASX 0810.3		INP 100	1,370	661129
KASX 0812.3		INP 120	2,150	661145
KASX 0814.3		INP 140	3,125	661159
KASX 1008.3	1,000	INP 80	640	661112
KASX 1010.3		INP 100	1,120	661130
KASX 1012.3		INP 120	1,755	661146
KASX 1014.3		INP 140	2,585	661160
KASX 1208.3	1,250	INP 80	505	661113
KASX 1210.3		INP 100	885	661131
KASX 1212.3		INP 120	1,420	661147
KASX 1214.3		INP 140	2,110	661161
KASX 1508.3	1,500	INP 80	380	661114
KASX 1510.3		INP 100	730	661132
KASX 1512.3		INP 120	1,170	661148
KASX 1514.3		INP 140	1,755	661162
KASX 2008.3	2,000	INP 80	215	661116
KASX 2010.3		INP 100	470	661134
KASX 2012.3		INP 120	850	661150
KASX 2014.3		INP 140	1,285	661164

### With deflector

Item	Usable depth (mm)	Cantilever arm profile	Load (kg)	Order no.
KASX 0408.3R	400	INP 80	1,445	661117
KASX 0410.3R		INP 100	2,415	661135
KASX 0608.3R	600	INP 80	1,030	661119
KASX 0610.3R		INP 100	1,755	661137
KASX 0612.3R		INP 120	2,720	661151
KASX 0614.3R		INP 140	3,035	661165
KASX 0808.3R	800	INP 80	810	661120
KASX 0810.3R		INP 100	1,370	661138
KASX 0812.3R		INP 120	2,150	661152
KASX 0814.3R		INP 140	3,125	661166
KASX 1008.3R	1,000	INP 80	640	661121
KASX 1010.3R		INP 100	1,120	661139
KASX 1012.3R		INP 120	1,755	661153
KASX 1014.3R		INP 140	2,585	661167
KASX 1208.3R	1,250	INP 80	505	661122
KASX 1210.3R		INP 100	885	661140
KASX 1212.3R		INP 120	1,420	661154
KASX 1214.3R		INP 140	2,110	661168
KASX 1508.3R	1,500	INP 80	380	661123
KASX 1510.3R		INP 100	730	661141
KASX 1512.3R		INP 120	1,170	661155
KASX 1514.3R		INP 140	1,755	661169
KASX 2008.3R	2,000	INP 80	215	661125
KASX 2010.3R		INP 100	470	661143
KASX 2012.3R		INP 120	850	661157
KASX 2014.3R		INP 140	1,285	661171

Order no. = on stock



► **Mandatory labeling**

The regulations of the trade associations demand labeling of rack facilities with all the necessary load specifications

**SCHÄFER**

**Regale nicht belegen!**

**Kragarmständer**

max. Tragfähigkeit: ... kg  
 max. Spannweite: ... mm  
 max. Spannweite: ... mm  
 max. Spannweite: ... mm  
 max. Spannweite: ... mm  
 max. Spannweite: ... mm  
 max. Spannweite: ... mm

**Load signs**

Item	Width (mm)	Height (mm)	Type	Order no.
KRTS 7050	450	600	Aluminum, incl. fixing kit.	on req.*
TS 0615	60	150	PVC adhesive film	on req.*

\* The technical data is defined via a time sheet. It is offered and invoiced as part of the price of the sign.

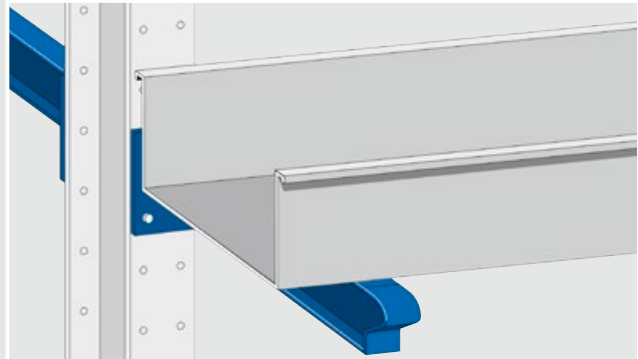
**Floor anchor**

Cantilever racking needs to be anchored using adhesive anchors to ensure the stability of the racks. For single-face cantilever racking 4, for double-face cantilever racking 6 adhesive anchors are required.



Item		Order no.
BA 12 VA	M 12 adhesive anchor	1000812

**KRS accessories**



**Storage trays**


Sheet steel, galvanized, 250 mm high. For storing of residual pieces, plastic pipes, hoses, etc.

Item	For usable depth/cantilever arm length (mm)	Internal width (mm)	Length (mm)	Panel thickness (mm)	Order no.
KLW 1542	400	360	1,500	2.0	124510
KLW 2042			2,000	2.0	124130
KLW 2043			2,000	3.0	124520
KLW 2543	500	460	2,500	3.0	124530
KLW 1552			1,500	2.0	124540
KLW 1553			1,500	3.0	124550
KLW 2053			2,000	3.0	124560
KLW 2553	600	560	2,500	3.0	124570
KLW 1563			1,500	3.0	124580
KLW 2063			2,000	3.0	124210
KLW 2563			2,500	3.0	124590






DUST GRAY




RAL 7037

GALVANIZED



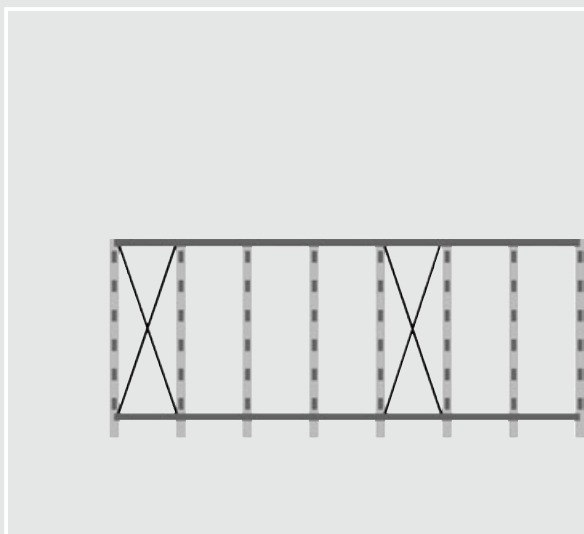
Horizontal braces

RAPESEED YELLOW



RAL 1021

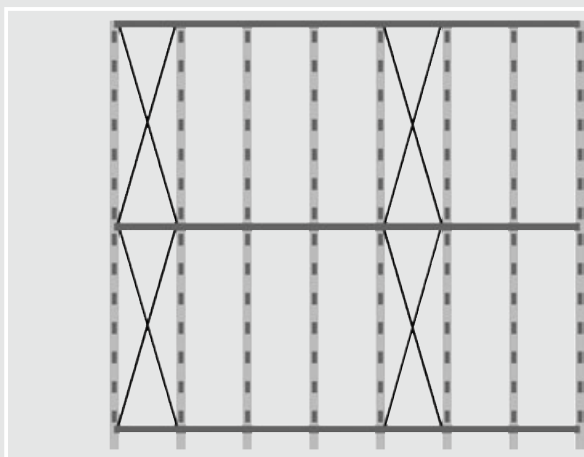
# KRS accessories



## Single-piece cross braces

Steel, painted: Dust gray, RAL 7037. Cross braces are required for every fourth rack field in order to stabilize the racks. Includes fixing kit.

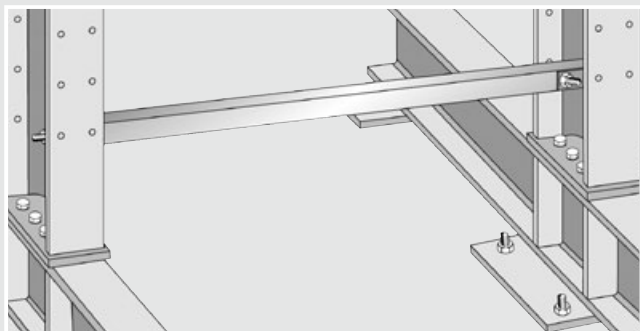
Item	Center distance (mm)	Upright height (mm)	Order no.
KVBX 25081	800	2,500	6680971
KVBX 30081		3,000	6680976
KVBX 35081		3,500	6680982
KVBX 25101	1,000	2,500	6680972
KVBX 30101		3,000	6680977
KVBX 35101		3,500	6680983
KVBX 25121	1,250	2,500	6680973
KVBX 30121		3,000	6680978
KVBX 35121		3,500	6680984
KVBX 25151	1,500	2,500	6680974
KVBX 30151		3,000	6680979
KVBX 35151		3,500	6680985



## Two-piece cross braces

Steel, painted: Dust gray, RAL 7037. Cross braces are required for every fourth rack field in order to stabilize the racks. Includes fixing kit.

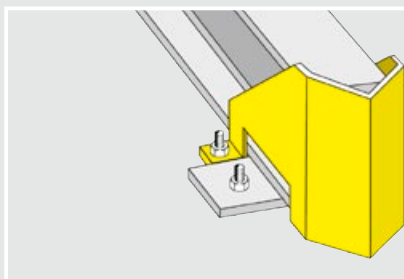
KVBX 40082	800	4,000	6680988
KVBX 50082		5,000	6681000
KVBX 60082		6,000	6681012
KVBX 40102	1,000	4,000	6680989
KVBX 50102		5,000	6681001
KVBX 60102		6,000	6681013
KVBX 40122	1,250	4,000	6680990
KVBX 50122		5,000	6681002
KVBX 60122		6,000	6681014
KVBX 40152	1,500	4,000	6680991
KVBX 50152		5,000	6681003
KVBX 60152		6,000	6681015



## Horizontal braces

Steel, galvanized. Horizontal braces are required to connect cantilever uprights. Up to upright height 3,500 mm, 2 horizontal braces, above upright height 4,000 mm 3 horizontal braces are required.

Item	Center distance (mm)	Order no.
KL VX 08	800	661031
KL VX 10	1,000	661032
KL VX 12	1,250	661033
KL VX 15	1,500	661034



## Guard

Steel, painted: Rapeseed Yellow, RAL 1021. For the foot profiles of the cantilever upright, to protect the tires of the storage-retrieval devices. U-shaped, including floor anchors.


Item	Height (mm)	Width (mm)	Order no.
AS 180	180	140	143640
AS 280	280	180	143650

Order no. = on stock

**End stop**

For cantilevers arms with deflector, plug-in, painted: Dust gray, RAL 7037.

Item	Usable height (mm)	Order no.
KEA 105	50	162500
KEA 110	100	162510
KEA 115	150	162520



Boxes / containers

Modular shelving

Longspan racking

Pallet racking

Cantilever racking

Mezzanines / platforms

On-line shelving / KDR shelving

Semi-automated solutions

Logistics systems

Appendix


# Mezzanines and platforms – set the stage for optimum space usage

SSI SCHAEFER's mezzanines and platforms enable you to make the best use of the available space. These versatile racking systems provide both storage and a working method.

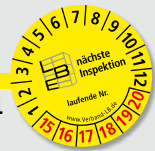
These multi-tier systems with sophisticated steel platforms and platforms create additional storage levels with the same surface area. System platforms constructed from cold-rolled and hot-rolled steel profiles can be easily and safely assembled.

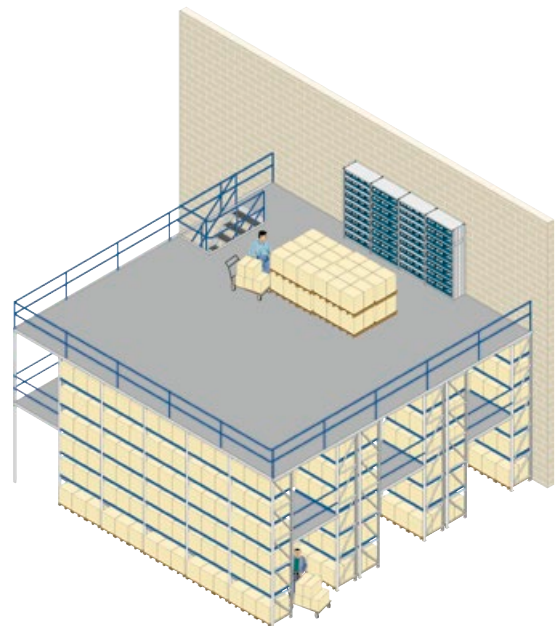
Suitable for longitudinal and front-to-back expansion to any desired extent, SSI SCHAEFER designs customized platform systems for diverse loads to meet your specific requirements.

The highest safety on every level as an integral aspect. Benefit from our extensive expert advice for modern warehouse management for a versatile and individual solution. The services speak for themselves.

 Information regarding **inspection requirements**  
for **rack systems**

Chapter J, page J1





# Mezzanines – one system with many options

## Mezzanines

Free-standing mezzanines enable you to double your storage area. The design options are almost unlimited. Various support patterns, carrier profiles and floor coverings can be implemented, depending on your needs.

Naturally, these constructions are also available as multi-tier installations.

## Platforms

With platforms, either platform alleys are installed between the rows of shelvings or complete platform surfaces are installed on the shelving systems.

This is a typical design wherever order picking represents the majority of the work and conveyor systems are also required.

The benefit lies in the fact that the different racking systems can be utilized, whether shelf, live storage or pallet racking systems.



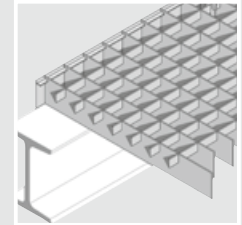





RAL 7037 RAL 5010

- ▶ **The platform covering depends on the specific application**  
and can consist of gratings, chipboard or beech plywood, with or without non-slip coating. The underside is untreated or painted white
- ▶ **Ventilation systems for platforms**  
Available in various versions depending on the order picking requirements
- ▶ **Mezzanine safety**  
Begins with the stairs and ends with the railing designs with transfer locks
- ▶ **Mezzanine constructions for heavy loads**  
Also for stacker transport, a specialty of SSI SCHAEFER

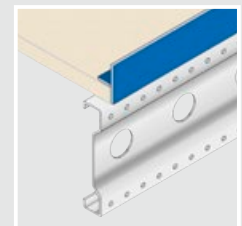
# Mezzanine system design



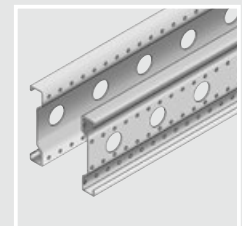
Grating



Chipboard with non-slip covering



Chipboard with edge protection, attached



System platform profile

Floor decking  
page F5

Transfer position with chain  
page F6

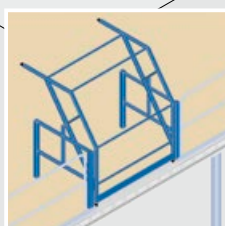
Stairs and rails  
page F7

Pallet safety gate  
page F6

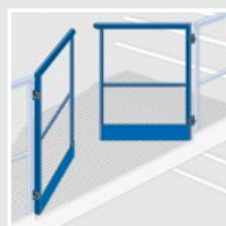
Wing door  
page F6




Transfer position with chain



Pallet safety gate



Wing door



Railing

Boxes / containers

Modular shelving

Longspan racking

Pallet racking

Cantilever racking

Mezzanines / platforms

On-line shelving / KDR shelving

Semi-automated solutions

Logistics systems

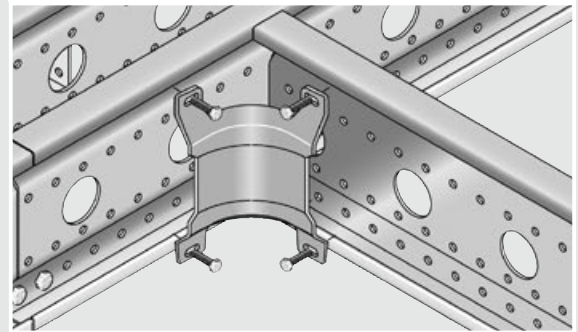
Appendix



# Mezzanine systems

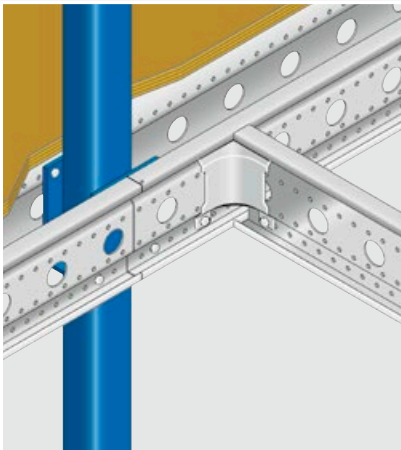


- ▶ **Supports made of square tube**  
Welded to 200 x 200 mm floor plates, anchored to the floor
- ▶ **Carrier profiles**  
Made of high-strength, cold profiled high quality steel, with system hole pattern for customized layouts
- ▶ **Platform covering**  
Made of highly compressed special chipboard, 38 mm thick, V20 E1. Tongue and groove construction. Untreated on both sides
- ▶ **Bending of the main supports**  
max. 1/300
- ▶ **Calculated as per the applicable**  
DIN, FEM and BGR 234 regulations
- ▶ **Railings with knee rail**  
and lower roll edge




## Platform supports


Three versions are available, ensuring the optimum platform support selection.



Platform support made of system profiles

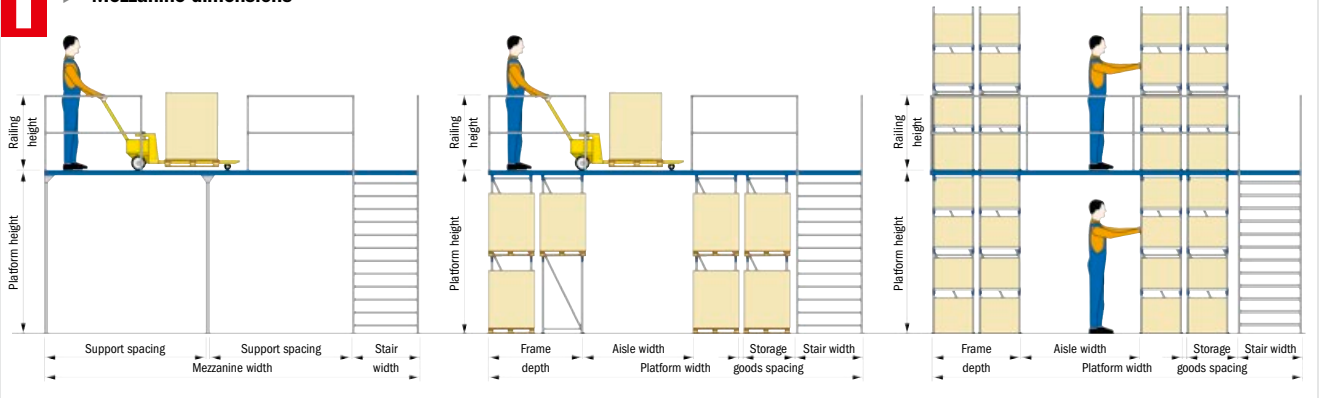


Platform supports made of hot-rolled profiles



Platform supports made of a combination of hot-rolled profiles and system profiles

## Mezzanine dimensions



# Platform coverings



## Platform covers made of chipboard

Platform covers made of chipboard have a wide range of applications and diverse designs. These surfaces are untreated, oil-hardened or with an anti-slip coating.

Normal or highly compressed, for fire class B1 or B2, with tongue and groove joint or as a cladding panel.


Panel thickness 30 or 38 mm.



## Mesh gratings, multiplex boards and PVC coverings

We deliver special solutions for special requirements.

Mesh gratings are required either due to fire safety reasons or for ventilation purposes. Multiplex boards are the optimum solution for extremely high loads and a long service life. Conductive covers or covers with PVC nubs provide higher comfort for permanent work stations.



Boxes / containers

Modular shelving

Longspan racking

Pallet racking

Cantilever racking

Mezzanines / platforms

On-line shelving / KDR shelving

Semi-automated solutions

Logistics systems

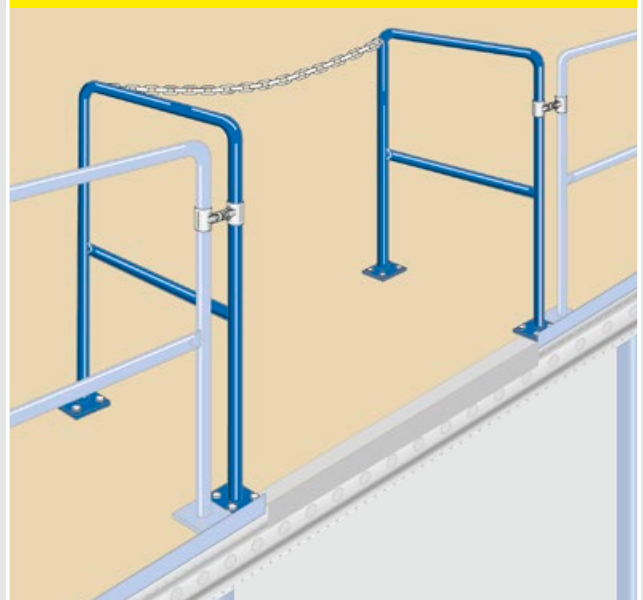
Appendix

# Railings and transfer locations

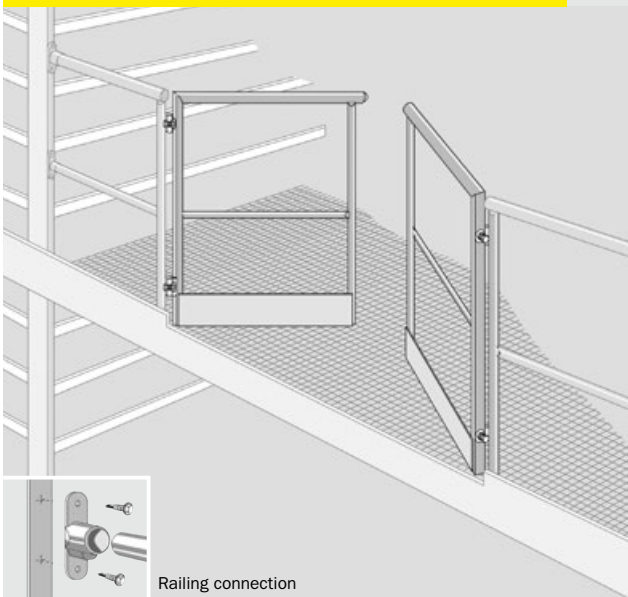


- ▶ **Platform railings**  
Have an extremely sturdy design and are always configured with a hand rail, new rail and lower edge plate
- ▶ **Transfer locations and chain barriers**  
are the solutions recommended by the trade associations
- ▶ **Pallet safety gates**  
provide optimum personal protection when handing over the transport goods. The railings are closed at the front or rear, depending on the transport paths.  
Painted RAL 1018, Zinc Yellow
- ▶ **Standard widths**  
for wing doors 1,500 / 2,000 mm
- ▶ **Surface**  
painted bright silver, partially galvanized.  
Special colors available on request

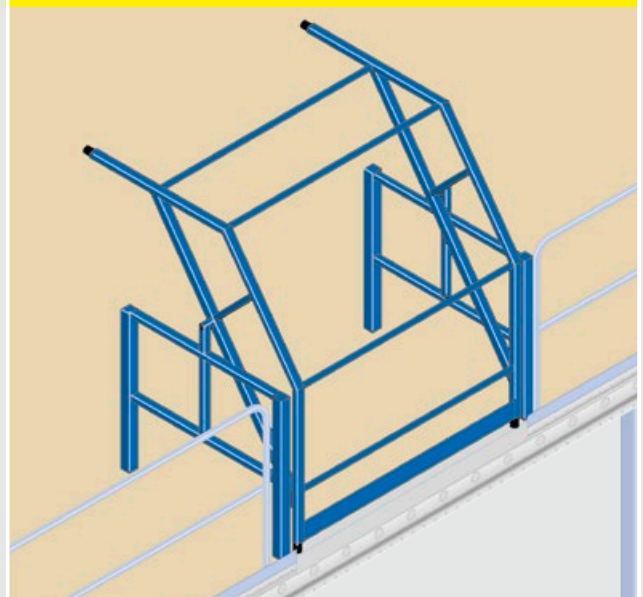
Transfer position with chain barrier



Wing door, self locking



Pallet safety gate





### ► Standard stairs for multi-tier shelving installations

enable safe and easy access and are also exceptionally sturdy. The requirements of DIN 24 530 (stairs made of steel) are observed. All of the steps are surrounded by, and bolted onto, side profiles. Additional stairwell platforms are required, depending on the platform height. Both designs are utilized, depending on the specific conditions.

#### ► Steps

made of corrugated plate or, alternatively, grating

#### ► Handrails

run the full length of the stairs

#### ► Railing solutions

are sophisticated and also cover the transition from the stairs to the platform railings

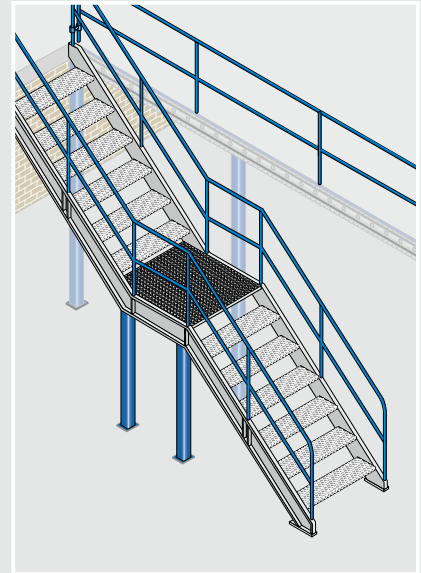
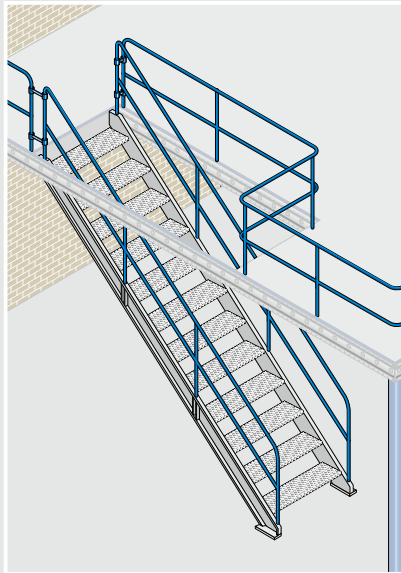
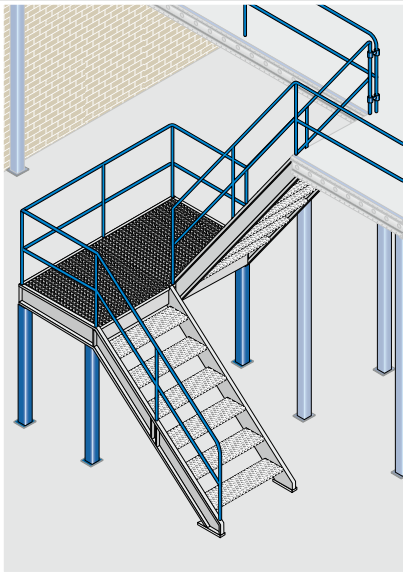
#### ► Surface

painted bright silver, partially galvanized. Special colors available on request

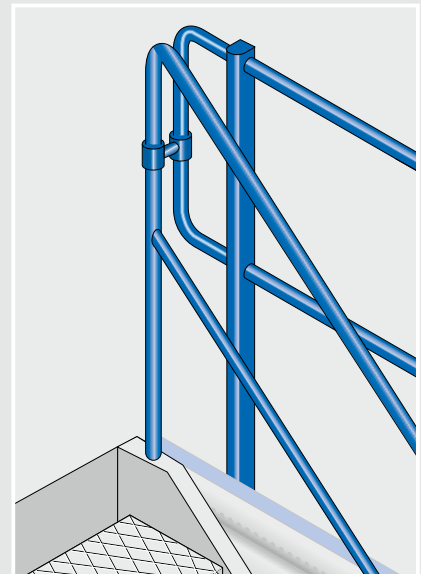
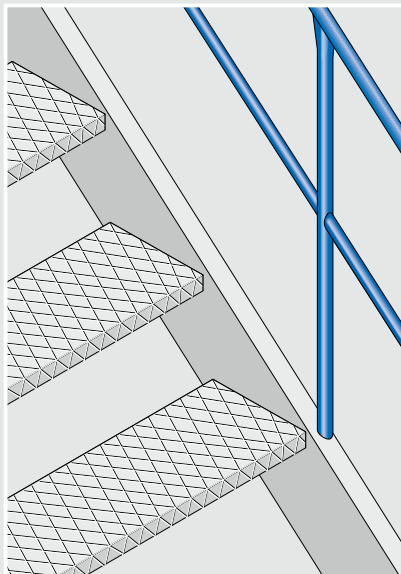
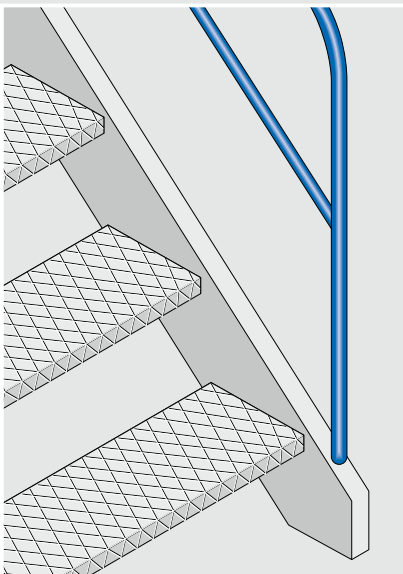


## Stairs and rails

### Standard stairs for multi-tier shelving installations



### Steps, handrails and railing solutions





## Lighting installations

The BGR 234 directives require the following:  
*“Storage facilities must be adequately illuminated and without blinding. The lighting installations must be designed and arranged in such a way that they are protected against mechanical damage. The nominal illumination of the general lighting should be at least 100 lx 0.85 m above the floor. For tasks requiring better visibility such as miniload systems and reading, the nominal illumination should be at least 200 lx. Light and heat sensitive goods may require alternative measures.”*

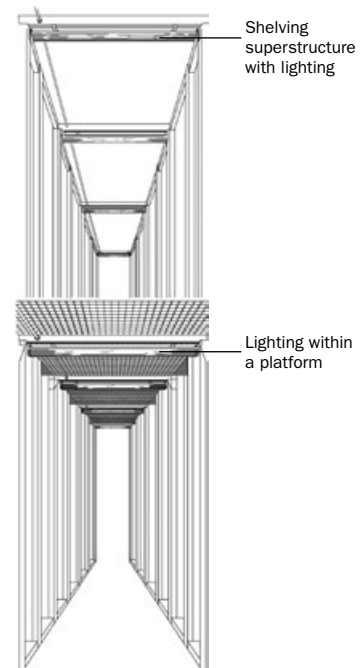
SSI SCHAEFER has developed a special lighting program for precisely this reason. It fulfills the workplace lighting requirements in every area of the platform system.

Lights from SSI SCHAEFER are integrated into the carrier construction of the platform level and they are largely protected against impact damage.

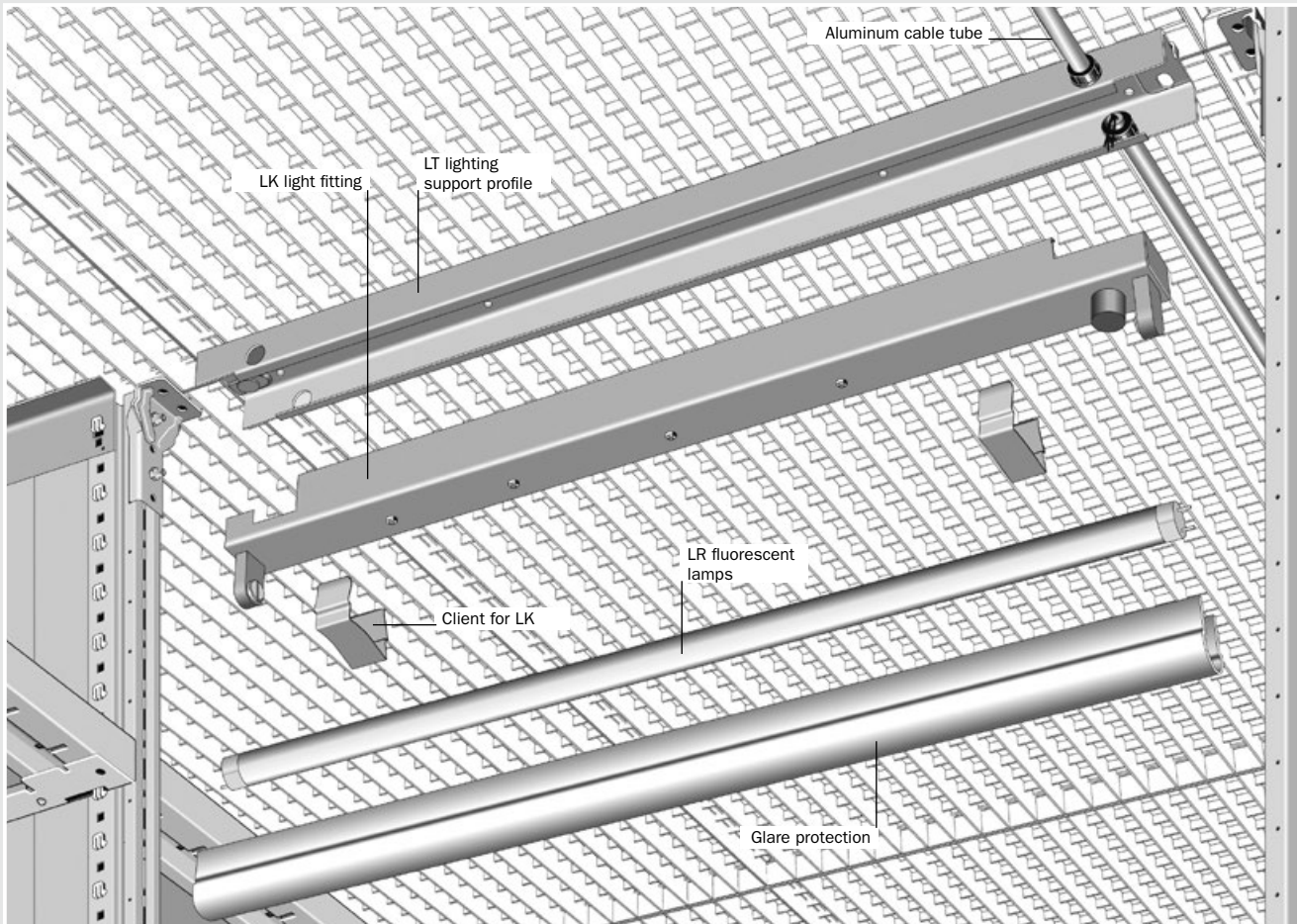
The positioning transverse to the aisle direction provides unimpeded space in front of the top rack compartment and gives the warehouse employees a clear view of the goods.

All of the carrier profiles in the aisles are prepared for fitting conventional PG 9/1 cable tubes or other installation material. SSI SCHAEFER only utilizes compensated lights.

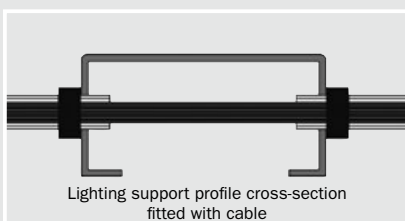
- ▶ **BGR 234 directives**  
for adequate and non-blinding illumination
- ▶ **Integration into the carrier construction**  
provides extensive protection against impact damage
- ▶ **The positioning transverse to the aisle direction**  
provides unimpeded space in front of the top rack compartment and a clear view of the goods
- ▶ **Carrier profiles**  
prepared for standard installation material
- ▶ **Compensated lights**
- ▶ **Emergency and signal lighting**  
as per VDE 0108, DIN 4844 and DIN 5035 Part 5, can also be planned and installed on request



# Lighting system design



Lighting support profile, prepared for wiring material



### LT lighting support profile

For installation underneath wooden platform covers

Without accessories.

Item	L x W x H (mm)	Order no.
LTUH 78	780 x 71 x 38	14460

For installation underneath platform gratings

With clip bolts.

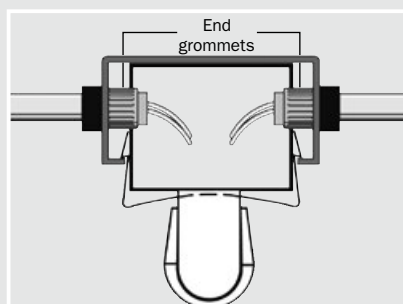
LTUG 78	780 x 71 x 38	14470
---------	---------------	-------

Shelves superstructure for fitting lights

For fastening onto the R 3000 frame using special support profiles.

LTO 85	800 x 71 x 38	14480
LTO 100	1,000 x 71 x 38	14490

Order no. = on stock



### Aluminum cable tube

For wiring, including 2 locking rings and end grommets

Item	Length (mm)	Order no.
PG 9/1	1,005	14440

### LK light

Compensated design, with 18 or 25 W fluorescent lamps, 2 fastening clamps and glare protection.

Item	Power (W)	Order no.
SV 18/LK 85	18	14520
SV 18/LK 85/EVG		14522
SV 25/LK 85	25	14430
SV 25/LK 85/EVG		14432

### LR fluorescent lamps

Item	Power (W) / Lumens	Order no.
LR 18	18/1,250	14510
LR 18 U	18/1,350	14512
LR 25	25/1,800	14500

**i** LED lighting installations and electrical installation specialists

on request

Boxes / containers

Modular shelving

Longspan racking

Pallet racking

Cantilever racking

Mezzanines / platforms

On-line shelving / KDR shelving

Semi-automated solutions

Logistics systems

Appendix

## Application example – free-standing platform

Storage and aesthetics are not necessarily mutually exclusive. SSI SCHAEFER demonstrates this with the construction of the 2-story, freestanding platform system with C-Sigma platform supports at a specialist bicycle dealer.

The platform warehouse is visually integrated into the sales room. The individual levels are accessible via stairs which are also equipped with rails enabling the bicycles to be transported easily.

In addition, floor gratings provide a clear view of the stored and pre-assembled wheels.



Detailed views of the platform support construction



# Application example – Goods lift



Goods lifts integrated into the platform system simplify access to the facility and enable unrestricted access to all of the levels. Loads of up to 2,000 kg can be transported.

The sturdy, freestanding frame construction with a compact design requires a minimal amount of space and can be installed and retrofitted almost anywhere. The stacking system ensures short delivery times and easy construction without cutting or welding work.

2 to 6 retaining points can be set up and equipped with up to 12 access points. The shaft doors comply with the DIN 18 090 fire safety regulations. Safety components allow the installation above accessible areas.

The elevators are operated externally with send and deliver controls. Selected types can also be equipped with a control panel for operation from inside the cabin.



Detailed views of the elevator cabin with control panel

Boxes / containers

Modular shelving

Longspan racking

Pallet racking

Cantilever racking

Mezzanines / platforms

On-line shelving / KDR shelving

Semi-automated solutions

Logistics systems

Appendix

## Modular mezzanine systems – State-of-the-art multipurpose standard mezzanine

Easily double your warehouse space with modular mezzanine systems from SSI SCHAEFER. The available surface area in the warehouse is optimally utilized by integrating an additional level. Our comprehensive line of panel elements and module types allows a variety of layout options.

Our wide range of standard options for the modular mezzanine systems meets just about every requirement regarding dimensions and load capability. These systems can be designed in any conceivable layout and are therefore easily customizable to your site.

Safety is always a sign of good quality. Thanks to their superior materials, our MSB 600 modular mezzanine systems offer guaranteed payloads of 350 kg/m<sup>2</sup> to 1,000 kg/m<sup>2</sup>. The structural design of our mezzanine systems offers not only a high degree of stability, but also a maximum amount of safety for your warehouse. Use the modular mezzanine systems from SSI SCHAEFER to expand your existing warehouse.

Modular mezzanine systems from SSI SCHAEFER feature a quick and easy bolt assembly. Take advantage of your available space with our extensive selection of system components. Simply build any design layout.

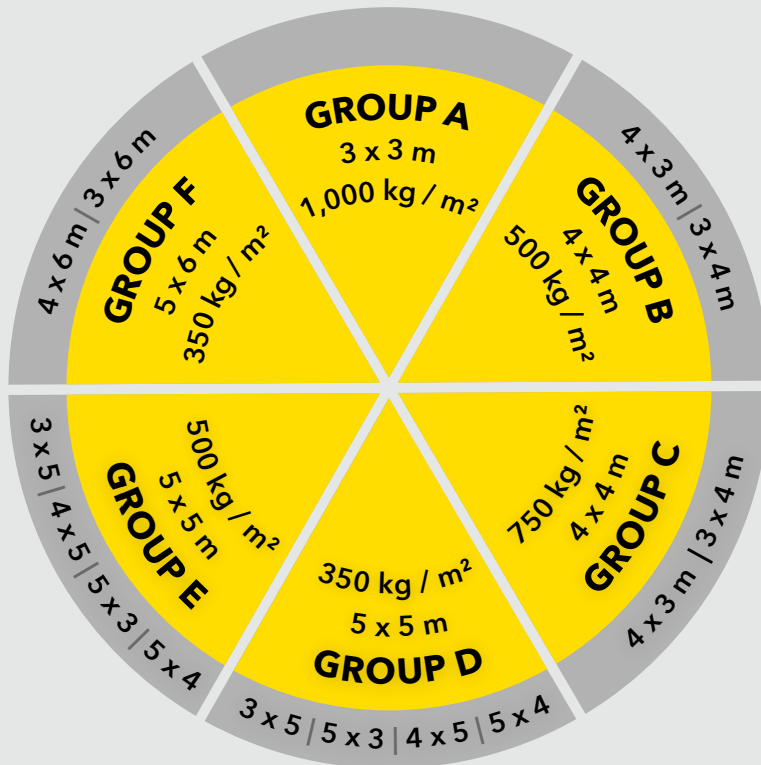


- ▶ **Surfaces**  
RAL 5010 and galvanized (cold-rolled CS profiles)
- ▶ **Doubling of warehouse space**
- ▶ **Increased efficiency**
- ▶ **Extremely flexible and easy design**
- ▶ **Designed according to DIN EN 1993**
- ▶ **Suitable for international applications**

# MSB 600 Module Groups

## MSB 600 Modul Groups

The MSB 600 mezzanine system consist of 20 combinable modules. Organized into six groups, the mezzanine elements vary by length, width, and load capacity. The height of the modules ranges between 2.5 m and 4.5 m in intervals of 100 mm. All mezzanine system modules are fully designed and constructed.



Module Type	Dimensions W x H (m)	Surface load (kg/m²)
A1	3 x 3	1000
B1	4 x 4	500
B2	4 x 3	500
B3	3 x 4	500
C1	4 x 4	750
C1	4 x 3	750
C1	3 x 4	750
D1	5 x 5	350
D2	3 x 5	350
D3	5 x 3	350
D4	4 x 5	350
D5	5 x 4	350
E1	5 x 5	500
E2	3 x 5	500
E3	5 x 3	500
E4	4 x 5	500
E5	5 x 4	500
F1	5 x 6	350
F2	4 x 6	350
F3	3 x 6	500

### Height



### Length



Boxes / containers

Modular shelving

Longspan racking

Pallet racking

Cantilever racking

Mezzanines / platforms

On-line shelving / KDR shelving

Semi-automated solutions

Logistics systems

Appendix


# On-line shelving/package live storage racks

Reducing costs by optimizing processes is the objective in every area of industry. SSI SCHAEFER offers an entire range of optimized systems for providing small items in assembly areas or on the assembly line.

These systems utilize the first-in-first-out principle (FiFo) and can be equipped with shelves or roller bars, guaranteeing problem-free assembly processes.

The diversity of the SSI SCHAEFER dynamic systems ensures that the optimum dynamic staging concept can be found for every load carrier. SSI SCHAEFER systems and solutions cover applications ranging from light loads to moderate loads and also heavy loads.

The diverse range of containers made of plastic and steel from SSI SCHAEFER ensure space-saving storage and the ideal storage of the materials.

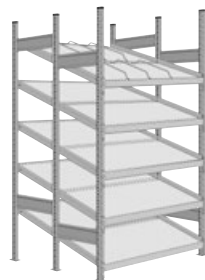
 Information regarding **inspection requirements**  
for rack systems

Chapter J, page J1

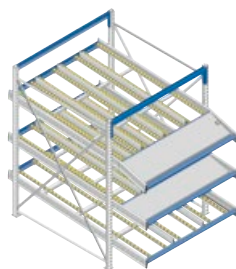




R 3000 on-line shelvings with shelves page G2



R 7000 on-line shelvings with shelves page G6



KDR live storage shelvings page G12

The meaning of the pictograms:



Bay load\*

\* All specified load values apply for uniformly distributed loads.

Boxes / containers

Modular shelving

Longspan racking

Pallet racking

Cantilever racking

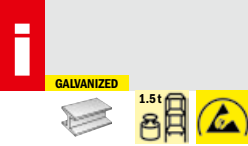
Mezzanines / platforms

On-line shelving / KDR shelving

Semi-automated solutions

Logistics systems

Appendix



# R 3000 on-line shelving with shelves

On-line shelving provides a reliable means of storage for any type of box with diverse dimensions, making them a universal solution.


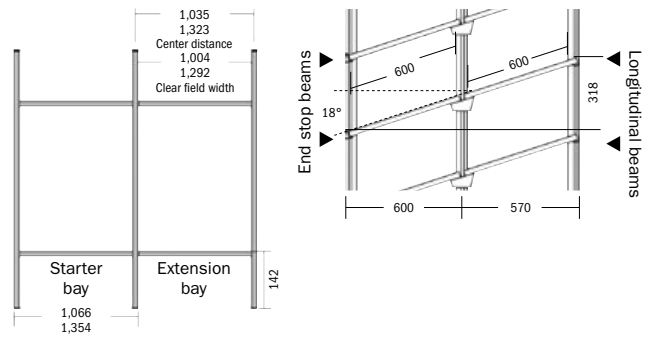
The high load capacity of 1.5 t per field, its flexibility through the combination of basic and expansion bays to create shelving rows, along with the cost-effective construction with consistently galvanized components from the R 3000 system distinguishes this on-line shelving from SSI SCHAEFER.

The lane guides made of wire bows can be inserted with a 41 mm spacing pattern to partition the shelving.

Pre-assembled frames and system components that can be assembled without screws enable these shelves to be set up rapidly.

On the angled levels, stop beam or a stop strip secures the containers. The side rails on the front ends prevent goods from falling between the frames.

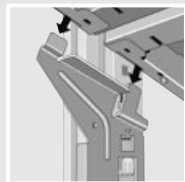
- ▶ **Plug-in design for rapid assembly**
- ▶ **Pre-assembled frame**  
consisting of frames, compartment stays and foot plates
- ▶ **Frame profile**  
with 53 mm lug pitch
- ▶ **Height-adjustable**  
shelves with a 53 mm hole pattern
- ▶ **High loading capacity**  
of up to 1,500 kg per field
- ▶ **Floor fixing not required**  
provided that the height/depth ratio does not exceed 5 : 1
- ▶ **Angled shelves**  
ensure gravity-forced box supply and provide a clear view while improving handling on the removal side
- ▶ **System components made of galvanized sheet steel**
- ▶ **Suitable for use in ESD areas**  
to protect high-quality electronic components
- ▶ **Field width/system dimensions and installation situation**



End stop beam, front



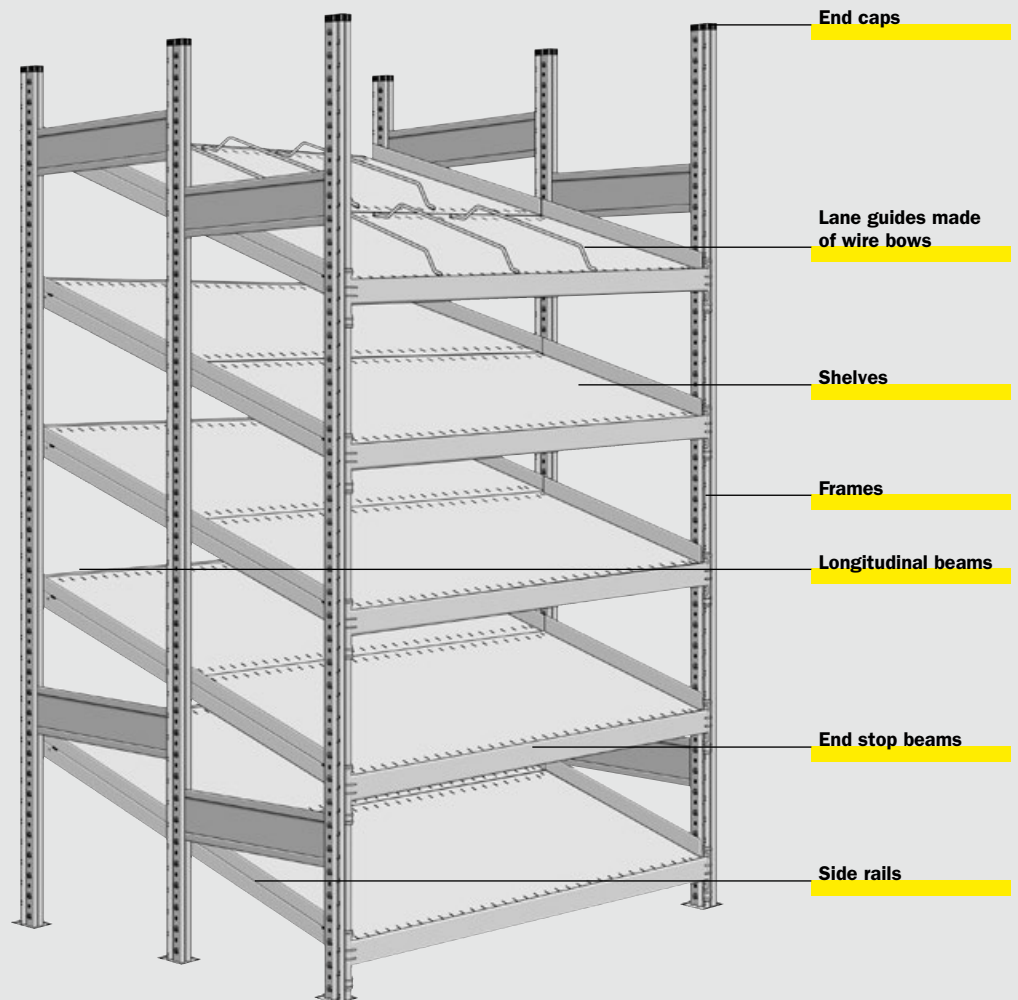
Longitudinal beam, rear



Intermediate shelf bracket



Lane guides made of wire bows



# MBR 3000 single-row shelving with tilted shelves



Offer without containers

## MBR 3000 complete shelving system with 3 tilted shelves (starter bays) – rack height 1,536 mm

2 pre-assembled frames, 3 shelves, 3 longitudinal and 3 end stop beams, 6 side rails, 4 end caps.

Item	Usable depth (mm)	Clear field width (mm)	Max. load per shelf (kg)	Order no.
MBR-341015-GF-S-3	400	1,004	100	331000
MBR-341315-GF-S-3		1,292	150	331010
MBR-351015-GF-S-3	500	1,004	100	331020
MBR-351315-GF-S-3		1,292	150	331030
MBR-361015-GF-S-3	600	1,004	100	331040
MBR-361315-GF-S-3		1,292	150	331050
MBR-381015-GF-S-3	800	1,004	200	331060
MBR-381315-GF-S-3		1,292	250	331070

### Extension bays

1 pre-assembled frame, 3 shelves, 3 longitudinal and 3 end stop beams, 2 end caps.

Item	Usable depth (mm)	Clear field width (mm)	Max. load per shelf (kg)	Order no.
MBR-341015-AF-S-3	400	1,004	100	331100
MBR-341315-AF-S-3		1,292	150	331110
MBR-351015-AF-S-3	500	1,004	100	331120
MBR-351315-AF-S-3		1,292	150	331130
MBR-361015-AF-S-3	600	1,004	100	331140
MBR-361315-AF-S-3		1,292	150	331150
MBR-381015-AF-S-3	800	1,004	200	331160
MBR-381315-AF-S-3		1,292	250	331170

### Additional compartment levels

1 shelf, 1 longitudinal and 1 end stop beam.

Item	Usable depth (mm)	Clear field width (mm)	Max. load per shelf (kg)	Order no.
MBR-341004-ZF-SE	400	1,004	100	331400
MBR-341292-ZF-SE		1,292	150	331410
MBR-351004-ZF-SE	500	1,004	100	331420
MBR-351292-ZF-SE		1,292	150	331430
MBR-361004-ZF-SE	600	1,004	100	331440
MBR-361292-ZF-SE		1,292	150	331450
MBR-381004-ZF-SE	800	1,004	200	331460
MBR-381292-ZF-SE		1,292	250	331470

Order no. = on stock



Offer without containers

## MBR 3000 complete shelving system with 5 tilted shelves (starter bays) – rack height 2,278 mm

2 pre-assembled frames, 5 shelves, 5 longitudinal and 5 end stop beams, 10 side rails, 4 end caps.

Item	Usable depth (mm)	Clear field width (mm)	Max. load per shelf (kg)	Order no.
MBR-341022-GF-S-5	400	1,004	100	331200
MBR-341322-GF-S-5		1,292	150	331210
MBR-351022-GF-S-5	500	1,004	100	331220
MBR-351322-GF-S-5		1,292	150	331230
MBR-361022-GF-S-5	600	1,004	100	331240
MBR-361322-GF-S-5		1,292	150	331250
MBR-381022-GF-S-5	800	1,004	200	331260
MBR-381322-GF-S-5		1,292	250	331270

### Extension bays

1 pre-assembled frame, 5 shelves, 5 longitudinal and 5 end stop beams, 2 end caps.

Item	Usable depth (mm)	Clear field width (mm)	Max. load per shelf (kg)	Order no.
MBR-341022-AF-S-5	400	1,004	100	331300
MBR-341322-AF-S-5		1,292	150	331310
MBR-351022-AF-S-5	500	1,004	100	331320
MBR-351322-AF-S-5		1,292	150	331330
MBR-361022-AF-S-5	600	1,004	100	331340
MBR-361322-AF-S-5		1,292	150	331350
MBR-381022-AF-S-5	800	1,004	200	331360
MBR-381322-AF-S-5		1,292	250	331370

### Additional compartment levels

1 shelf, 1 longitudinal and 1 end stop beam.

Item	Usable depth (mm)	Clear field width (mm)	Max. load per shelf (kg)	Order no.
MBR-341004-ZF-SE	400	1,004	100	331400
MBR-341292-ZF-SE		1,292	150	331410
MBR-351004-ZF-SE	500	1,004	100	331420
MBR-351292-ZF-SE		1,292	150	331430
MBR-361004-ZF-SE	600	1,004	100	331440
MBR-361292-ZF-SE		1,292	150	331450
MBR-381004-ZF-SE	800	1,004	200	331460
MBR-381292-ZF-SE		1,292	250	331470

Boxes / containers

Modular shelving

Longspan racking

Pallet racking

Cantilever racking

Mezzanines / platforms

On-line shelving / KDR shelving

Semi-automated solutions

Logistics systems

Appendix

# MBR 3000 double-row shelving with tilted shelf levels



## MBR 3000 complete shelving system with 3 tilted shelves (starter bays) – rack height 1,536 mm

2 pre-assembled frames, 6 shelves, 3 longitudinal and 3 end stop beams, 6 intermediate shelf brackets, 12 side rails, 6 end caps.

Item	Usable depth (mm)	Clear field width (mm)	Max. load per shelf (kg)	Order no.
MBR-351015-GF-DS-3	1,000	1,004	100	331520
MBR-351315-GF-DS-3		1,292	150	331530
MBR-361015-GF-DS-3	1,200	1,004	100	331540
MBR-361315-GF-DS-3		1,292	150	331550

### Extension bays

1 pre-assembled frame, 6 shelves, 3 longitudinal and 3 end stop beams, 6 intermediate shelf brackets, 2 end caps.

Item	Usable depth (mm)	Clear field width (mm)	Max. load per shelf (kg)	Order no.
MBR-351015-AF-DS-3	1,000	1,004	100	331620
MBR-351315-AF-DS-3		1,292	150	331630
MBR-361015-AF-DS-3	1,200	1,004	100	331640
MBR-361315-AF-DS-3		1,292	150	331650

### Additional compartment levels

1 shelf, 1 longitudinal and 1 end stop beam, 2 intermediate shelf brackets.

Item	Usable depth (mm)	Clear field width (mm)	Max. load per shelf (kg)	Order no.
MBR-351004-ZF-SD	1,000	1,004	100	331920
MBR-351292-ZF-SD		1,292	150	331930
MBR-361004-ZF-SD	1,200	1,004	100	331940
MBR-361292-ZF-SD		1,292	150	331950



## MBR 3000 complete shelving system with 5 tilted shelves (starter bays) – rack height 2,278 mm

2 pre-assembled frames, 10 shelves, 5 longitudinal and 5 end stop beams, 10 intermediate shelf brackets, 20 side rails, 6 end caps.

Item	Usable depth (mm)	Clear field width (mm)	Max. load per shelf (kg)	Order no.
MBR-351022-GF-DS-5	1,000	1,004	100	331720
MBR-351322-GF-DS-5		1,292	150	331730
MBR-361022-GF-DS-5	1,200	1,004	100	331740
MBR-361322-GF-DS-5		1,292	150	331750

### Extension bays

1 pre-assembled frame, 10 shelves, 5 longitudinal and 5 end stop beams, 10 intermediate shelf brackets, 2 end caps.

Item	Usable depth (mm)	Clear field width (mm)	Max. load per shelf (kg)	Order no.
MBR-351022-AF-DS-5	1,000	1,004	100	331820
MBR-351322-AF-DS-5		1,292	150	331830
MBR-361022-AF-DS-5	1,200	1,004	100	331840
MBR-361322-AF-DS-5		1,292	150	331850

### Additional compartment levels

1 shelf, 1 longitudinal and 1 end stop beam, 2 intermediate shelf brackets.

Item	Usable depth (mm)	Clear field width (mm)	Max. load per shelf (kg)	Order no.
MBR-351004-ZF-SD	1,000	1,004	100	331920
MBR-351292-ZF-SD		1,292	150	331930
MBR-361004-ZF-SD	1,200	1,004	100	331940
MBR-361292-ZF-SD		1,292	150	331950

Order no. = on stock



# Individual components



**i Additional information**  
about the R 3000 on-line shelving

on request

## Individual components and accessories for the "MBR" on-line shelving

Item	Usable depth (mm)	Height/Length (mm)	Load (max. kg/field)	Order no.	Item	Usable depth (mm)	Height/Length (mm)	Load (max. kg)	Order no.
<b>Basic shelving frame</b>					<b>Longitudinal beams</b>				
RR 34315 V	400	1,536	2,500	330410	LTR 31004	—	1,004	250	330340
RR 35315 V	500	1,536	2,500	330420	LTR 31292	—	1,292	250	330350
RR 36315 V	600	1,536	2,500	330430					
RR 38315 V	800	1,536	2,500	330440					
<b>Shelving extension frame - double-row</b>					<b>End stop beams</b>				
RRA 35315 V	470	1,536	2,500*	330450	ATR 31004	—	1,004	250	330310
RRA 36315 V	570	1,536	2,500*	330460	ATR 31292	—	1,292	250	330320
<b>Basic shelving frame</b>					<b>End stop rails</b>				
RR 34322 V	400	2,278	2,500	144760	ASL 3100	—	994	—	330610
RR 35322 V	500	2,278	2,500	144770	ASL 3130	—	1,282	—	330620
RR 36322 V	600	2,278	2,500	144780					
RR 38322 V	800	2,278	2,500	144790					
<b>Shelving extension frame - double-row</b>					<b>Side rails</b>				
RRA 35322 V	470	2,278	2,500*	330480	SF 3404 V	400	40	—	330880
RRA 36322 V	570	2,278	2,500*	330490	SF 3504 V	500	40	—	330890
<b>Shelves</b>					<b>Lane guides made of wire bows</b>				
ZB 341010 V	400	40/ 994	100	145510	DFZB 3403 V	400	30	—	330520
ZB 351010 V	500	40/ 994	100	145520	DFZB 3503 V	500	30	—	330530
ZB 361010 V	600	40/ 994	100	145530	DFZB 3603 V	600	30	—	330540
ZB 381020 V	800	40/ 994	200	145600	DFZB 3803 V	800	30	—	330550
ZB 341315 V	400	40/1,282	150	145540					
ZB 351315 V	500	40/1,282	150	145550					
ZB 361315 V	600	40/1,282	150	145560					
ZB 381325 V	800	40/1,282	250	145630					
<b>Accessories</b>					<b>Accessories</b>				
ZBK 3000 R	Intermediate shelf bracket, right			330360	SBK 3R	Angled shelf bracket, right			330920
ZBK 3000 L	Intermediate shelf bracket, left			330370	SBK 3L	Angled shelf bracket, left			330930
AK 3000	End cap			147130	BF 3000	Floor fixing set**			145710
UP 3001	Packing plate, thickness 1 mm			147450	SRTS	Load sign***			39070

\* The load specifications apply per double-row shelving field  
= Basic shelving frame and extension frame

\*\* Set consisting of screws, dowels, washers  
\*\*\* As per BGR 234, where required

Boxes /  
containers

Modular  
shelving

Longspan  
racking

Pallet  
racking

Cantilever  
racking

Mezzanines /  
platforms

On-line shelving /  
KDR shelving

Semi-automated  
solutions

Logistics  
systems

Appendix



BRIGHT SILVER

GALVANIZED



Beams



Frame  
Shelves  
Side rails  
Brackets  
Adapter

# R 7000 on-line shelving with shelves

On-line shelving provides a reliable means of storage for any type of containers with diverse dimensions, making them a universal solution.

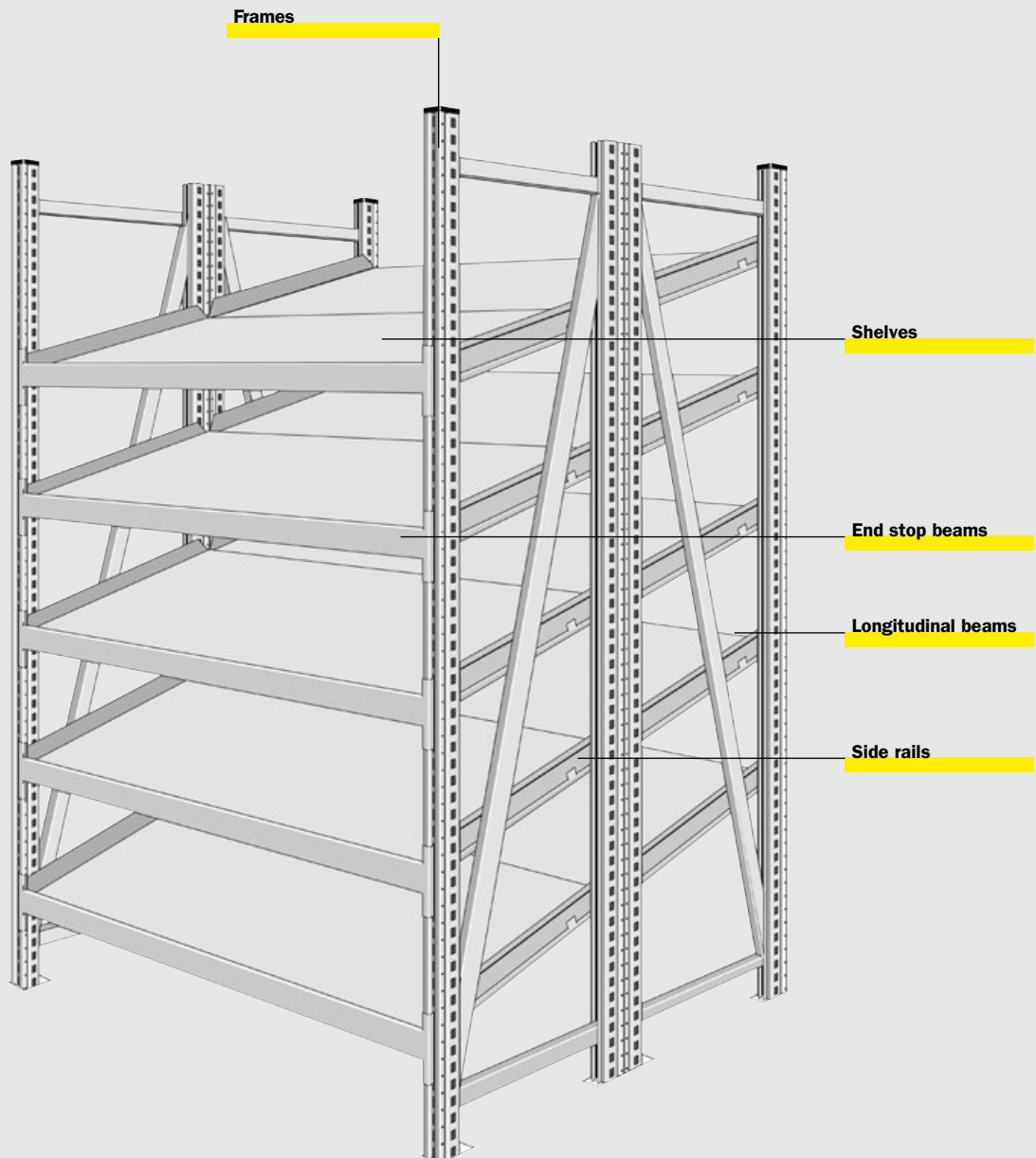
The high load capacity of max. 2.5 tonnes per field, flexibility due to the combination of basic and extension bays to create shelving rows, the variability of the shelving depths through the single-row and double-row configurations, along with the cost-effective design, distinguish these popular and proven shelving from SSI SCHAEFER.

Free-standing dividers can be inserted with a 41 mm spacing pattern to partition the shelving.

Pre-assembled frames and system components that can be assembled without screws enable these shelving to be set up rapidly.

On angled levels, a end stop beam secures the containers. The side rails prevent goods from falling between the rack frames.

- ▶ **Easy and rapid installation**
- ▶ **Stable and sturdy**
- ▶ **Pre-assembled frame**
- ▶ **Rack rows of any desired length**
- ▶ **Starter and extension bay construction**
- ▶ **Angled acceleration areas**  
gravity-forced rolling on the removal side with improved handling
- ▶ **Can be combined**  
for optimum adaptation to the work procedures
- ▶ **Height-adjustable**  
shelves with a 53 mm hole pattern
- ▶ **Single part staging**  
directly at the assembly work station
- ▶ **First-in-First-out principle (FIFO)**
- ▶ **Reduces costs**



# “G” single-row shelving



Example with 5 levels  
Offer without containers

## “G” complete shelving system with 3 flat shelf levels (starter bays) 1,534 mm high

2 pre-assembled frames, 6 longitudinal beams, 3 shelves, 6 side rails, 1 load sign.

Item	Usable depth (mm)	Clear field width (mm)	Max. load per shelf (kg)	Order no.
MBR-740995-GF-G-3	400	995	100	6670905
MBR-741283-GF-G-3		1,283	150	6670909
MBR-750995-GF-G-3	500	995	100	6670906
MBR-751283-GF-G-3		1,283	150	6670910
MBR-760995-GF-G-3	600	995	100	6670907
MBR-761283-GF-G-3		1,283	150	6670911
MBR-780995-GF-G-3	800	995	200	6670908
MBR-781283-GF-G-3		1,283	250	6670912

### Extension bays

1 pre-assembled frame, 6 longitudinal beams, 3 shelves.

Item	Usable depth (mm)	Clear field width (mm)	Max. load per shelf (kg)	Order no.
MBR-740995-AF-G-3	400	995	100	6670945
MBR-741283-AF-G-3		1,283	150	6670949
MBR-750995-AF-G-3	500	995	100	6670946
MBR-751283-AF-G-3		1,283	150	6670950
MBR-760995-AF-G-3	600	995	100	6670947
MBR-761283-AF-G-3		1,283	150	6670951
MBR-780995-AF-G-3	800	995	200	6670948
MBR-781283-AF-G-3		1,283	250	6670952

### Additional compartment levels

2 longitudinal beams, 1 shelf.

Item	Usable depth (mm)	Clear field width (mm)	Max. load per shelf (kg)	Order no.
MBR-740995-ZF-G	400	995	100	6670985
MBR-741283-ZF-G		1,283	150	6670989
MBR-750995-ZF-G	500	995	100	6670986
MBR-751283-ZF-G		1,283	150	6670990
MBR-760995-ZF-G	600	995	100	6670987
MBR-761283-ZF-G		1,283	150	6670991
MBR-780995-ZF-G	800	995	200	6670988
MBR-781283-ZF-G		1,283	250	6670992

Order no. = on stock

## “G” complete shelving system with 5 flat shelf levels (starter bays) 2,170 mm high

2 pre-assembled frames, 10 longitudinal beams, 5 shelves, 10 side rails, 1 load sign.

Item	Usable depth (mm)	Clear field width (mm)	Max. load per shelf (kg)	Order no.
MBR-740995-GF-G-5	400	995	100	6670913
MBR-741283-GF-G-5		1,283	150	6670917
MBR-750995-GF-G-5	500	995	100	6670914
MBR-751283-GF-G-5		1,283	150	6670918
MBR-760995-GF-G-5	600	995	100	6670915
MBR-761283-GF-G-5		1,283	150	6670919
MBR-780995-GF-G-5	800	995	200	6670916
MBR-781283-GF-G-5		1,283	250	6670920

### Extension bays

1 pre-assembled frame, 10 longitudinal beams, 5 shelves.

Item	Usable depth (mm)	Clear field width (mm)	Max. load per shelf (kg)	Order no.
MBR-740995-AF-G-5	400	995	100	6670953
MBR-741283-AF-G-5		1,283	150	6670957
MBR-750995-AF-G-5	500	995	100	6670954
MBR-751283-AF-G-5		1,283	150	6670958
MBR-760995-AF-G-5	600	995	100	6670955
MBR-761283-AF-G-5		1,283	150	6670959
MBR-780995-AF-G-5	800	995	200	6670956
MBR-781283-AF-G-5		1,283	250	6670960

### Additional compartment levels

2 longitudinal beams, 1 shelf.

Item	Usable depth (mm)	Clear field width (mm)	Max. load per shelf (kg)	Order no.
MBR-740995-ZF-G	400	995	100	6670985
MBR-741283-ZF-G		1,283	150	6670989
MBR-750995-ZF-G	500	995	100	6670986
MBR-751283-ZF-G		1,283	150	6670990
MBR-760995-ZF-G	600	995	100	6670987
MBR-761283-ZF-G		1,283	150	6670991
MBR-780995-ZF-G	800	995	200	6670988
MBR-781283-ZF-G		1,283	250	6670992

Boxes /  
containers

Modular  
shelving

Longspan  
racking

Pallet  
racking

Cantilever  
racking

Mezzanines /  
platforms

On-line shelving /  
KDR shelving

Semi-automated  
solutions

Logistics  
systems

Appendix

# “S” single-row shelving



Example with 5 levels  
Offer without containers

## “S” complete shelving system with 3 tilted shelf levels (starter bays) 1,534 mm high

2 pre-assembled frames, 3 longitudinal and 3 end stop beams, 3 shelves, 6 side rails, 1 load sign.

Item	Usable depth (mm)	Clear field width (mm)	Max. load per shelf (kg)	Order no.
MBR-740995-GF-S-3	400	995	100	6670921
MBR-741283-GF-S-3		1,283	150	6670925
MBR-750995-GF-S-3	500	995	100	6670922
MBR-751283-GF-S-3		1,283	150	6670926
MBR-760995-GF-S-3	600	995	100	6670923
MBR-761283-GF-S-3		1,283	150	6670927
MBR-780995-GF-S-3	800	995	200	6670924
MBR-781283-GF-S-3		1,283	250	6670928

### Extension bays

1 pre-assembled frame, 3 longitudinal and 3 end stop beams, 3 shelves.

Item	Usable depth (mm)	Clear field width (mm)	Max. load per shelf (kg)	Order no.
MBR-740995-AF-S-3	400	995	100	6670961
MBR-741283-AF-S-3		1,283	150	6670965
MBR-750995-AF-S-3	500	995	100	6670962
MBR-751283-AF-S-3		1,283	150	6670966
MBR-760995-AF-S-3	600	995	100	6670963
MBR-761283-AF-S-3		1,283	150	6670967
MBR-780995-AF-S-3	800	995	200	6670964
MBR-781283-AF-S-3		1,283	250	6670968

### Additional compartment levels

1 longitudinal and 1 end stop beam, 1 shelf.

Item	Usable depth (mm)	Clear field width (mm)	Max. load per shelf (kg)	Order no.
MBR-740995-ZF-S	400	995	100	6670993
MBR-741283-ZF-S		1,283	150	6670997
MBR-750995-ZF-S	500	995	100	6670994
MBR-751283-ZF-S		1,283	150	6670998
MBR-760995-ZF-S	600	995	100	6670995
MBR-761283-ZF-S		1,283	150	6670999
MBR-780995-ZF-S	800	995	200	6670996
MBR-781283-ZF-S		1,283	250	6671000

## “S” complete shelving system with 5 tilted shelf levels (starter bays) 2,170 mm high

2 pre-assembled frames, 5 longitudinal and 5 end stop beams, 5 shelves, 10 side rails, 1 load sign.

Item	Usable depth (mm)	Clear field width (mm)	Max. load per shelf (kg)	Order no.
MBR-740995-GF-S-5	400	995	100	6670929
MBR-741283-GF-S-5		1,283	150	6670933
MBR-750995-GF-S-5	500	995	100	6670930
MBR-751283-GF-S-5		1,283	150	6670934
MBR-760995-GF-S-5	600	995	100	6670931
MBR-761283-GF-S-5		1,283	150	6670935
MBR-780995-GF-S-5	800	995	200	6670932
MBR-781283-GF-S-5		1,283	250	6670936

### Extension bays

1 pre-assembled frame, 5 longitudinal and 5 end stop beams, 5 shelves.

Item	Usable depth (mm)	Clear field width (mm)	Max. load per shelf (kg)	Order no.
MBR-740995-AF-S-5	400	995	100	6670969
MBR-741283-AF-S-5		1,283	150	6670973
MBR-750995-AF-S-5	500	995	100	6670970
MBR-751283-AF-S-5		1,283	150	6670974
MBR-760995-AF-S-5	600	995	100	6670971
MBR-761283-AF-S-5		1,283	150	6670975
MBR-780995-AF-S-5	800	995	200	6670972
MBR-781283-AF-S-5		1,283	250	6670976

### Additional compartment levels

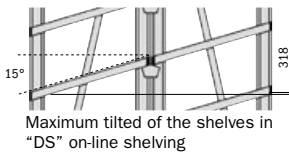
1 longitudinal and 1 end stop beam, 1 shelf.

Item	Usable depth (mm)	Clear field width (mm)	Max. load per shelf (kg)	Order no.
MBR-740995-ZF-S	400	995	100	6670993
MBR-741283-ZF-S		1,283	150	6670997
MBR-750995-ZF-S	500	995	100	6670994
MBR-751283-ZF-S		1,283	150	6670998
MBR-760995-ZF-S	600	995	100	6670995
MBR-761283-ZF-S		1,283	150	6670999
MBR-780995-ZF-S	800	995	200	6670996
MBR-781283-ZF-S		1,283	250	6671000

Order no. = on stock



- **Height-adjustable**  
shelves with a 53 mm hole pattern
- **Single part staging**  
directly at the assembly work station
- **First-in-First-out principle**



## "DS" double-row shelving



Example with 5 levels  
Offer without containers

### "DS" complete shelving system with 3 tilted shelf levels (starter bays) 1,534 mm high

4 pre-assembled frames, 3 longitudinal and 3 end stop beams, 6 shelf brackets, 6 bracket adapters, 6 shelves, 12 side rails, 1 load sign.

Item	Usable depth (mm)	Clear field width (mm)	Max. load per shelf (kg)	Order no.
MBR-750995-GF-DS-3	1,000	995	100	6670937
MBR-751283-GF-DS-3		1,283	150	6670939
MBR-760995-GF-DS-3	1,200	995	100	6670938
MBR-761283-GF-DS-3		1,283	150	6670940

### "DS" complete shelving system with 5 tilted shelf levels (starter bays) 2,170 mm high

4 pre-assembled frames, 5 longitudinal and 5 end stop beams, 10 shelf brackets, 10 bracket adapters, 10 shelves, 20 side rails, 1 load sign.

Item	Usable depth (mm)	Clear field width (mm)	Max. load per shelf (kg)	Order no.
MBR-750995-GF-DS-5	1,000	995	100	6670941
MBR-751283-GF-DS-5		1,283	150	6670943
MBR-760995-GF-DS-5	1,200	995	100	6670942
MBR-761283-GF-DS-5		1,283	150	6670944

### Extension bays

2 pre-assembled frames, 3 longitudinal and 3 end stop beams, 6 shelf brackets, 6 bracket adapters, 6 shelves.

Item	Usable depth (mm)	Clear field width (mm)	Max. load per shelf (kg)	Order no.
MBR-750995-AF-DS-3	1,000	995	100	6670977
MBR-751283-AF-DS-3		1,283	150	6670979
MBR-760995-AF-DS-3	1,200	995	100	6670978
MBR-761283-AF-DS-3		1,283	150	6670980

### Extension bays

2 pre-assembled frames, 5 longitudinal and 5 end stop beams, 10 shelf brackets, 10 bracket adapters, 10 shelves.

Item	Usable depth (mm)	Clear field width (mm)	Max. load per shelf (kg)	Order no.
MBR-750995-AF-DS-5	1,000	995	100	6670981
MBR-751283-AF-DS-5		1,283	150	6670983
MBR-760995-AF-DS-5	1,200	995	100	6670982
MBR-761283-AF-DS-5		1,283	150	6670984

### Additional compartment levels

1 longitudinal and 1 end stop beam, 2 shelf brackets, 2 bracket adapters, 2 shelves.

Item	Usable depth (mm)	Clear field width (mm)	Max. load per shelf (kg)	Order no.
MBR-750995-ZF-DS	1,000	995	100	6671001
MBR-751283-ZF-DS		1,283	150	6671003
MBR-760995-ZF-DS	1,200	995	100	6671002
MBR-761283-ZF-DS		1,283	150	6671004

### Additional compartment levels

1 longitudinal and 1 end stop beam, 2 shelf brackets, 2 bracket adapters, 2 shelves.

Item	Usable depth (mm)	Clear field width (mm)	Max. load per shelf (kg)	Order no.
MBR-750995-ZF-DS	1,000	995	100	6671001
MBR-751283-ZF-DS		1,283	150	6671003
MBR-760995-ZF-DS	1,200	995	100	6671002
MBR-761283-ZF-DS		1,283	150	6671004

**Note:** Due to technical reasons, the front and rear levels of double-row designs may have slightly different angles.

Boxes /  
containers

Modular  
shelving

Longspan  
racking

Pallet  
racking

Cantilever  
racking

Mezzanines /  
platforms

On-line shelving /  
KDR shelving

Semi-automated  
solutions

Logistics  
systems

Appendix

# Individual components



## Individual components for the "G, S, DS" on-line shelving

Item	Usable depth (mm)	Height/Length (mm)	Load (max. kg)	Order no.
<b>Frames</b>				
RRL 7401 V	400	1,534	2,500	39205
RRL 7501 V	500	1,534	2,500	39215
RRL 7601 V	600	1,534	2,500	39225
RRL 7801 V	800	1,534	2,500	39235
RRL 7402 V	400	2,170	2,500	39950
RRL 7502 V	500	2,170	2,500	76610
RRL 7602 V	600	2,170	2,500	39200
RRL 7802 V	800	2,170	2,500	38900
<b>Longitudinal beams</b>				
LTR 7099	400 - 800	995	250	39250
LTR 7128	400 - 800	1,283	250	39260
<b>End stop beams</b>				
ATR 74099	400	995	250	39980
ATR 7099	500 - 800	995	250	39220
ATR 74128	400	1,283	250	39990
ATR 7128	500 - 800	1,283	250	39230
<b>Shelves</b>				
ZB 4413 V	400	30/ 995	100	27012
ZB 4513 V	500	30/1,283	150	27032
ZB 4613 V	600	30/ 995	100	27072
ZB 4823 V	800	30/1,283	150	27172
ZB 9415 V	400	30/ 995	100	38102
ZB 9515 V	500	30/1,283	150	38112
ZB 9615 V	600	30/ 995	200	38132
ZB 9825 V	800	30/1,283	250	38282
<b>Side rails</b>				
SF 3404	400	40	-	330880
SF 3504	500	40	-	330890
SF 3604	600	40	-	330900
SF 3804	800	40	-	330910
<b>Accessories</b>				
ZBK 7000	Shelf bracket for DS design			39280
KA 7000	Bracket adapter for DS design			39290
ZBT 7000	Shelf support* (4 pcs. per shelf)			38930
AK 7000	Cover caps for rack frames			29350
SRTS	Load sign as per BGR 234 required			39070

\* Only usable for level shelves in combination with at least 3 reinforcing beam levels



## Undercarriage for R 7000 glide real on-line shelving

For easily relocating basic shelvings. Consisting of 2 beams, 1 cross brace and 4 swivel castors, 2 with lock. Load capacity per undercarriage 500 kg.

Item	Field width (mm)	Frame depth (mm)	Order no.
TFW 70610	995	600	321300
TFW 70810		800	321301
TFW 71010		1,000	321302
TFW 71210		1,200	321303
TFW 70613	1,283	600	321304
TFW 70813		800	321305
TFW 71013		1,000	321306
TFW 71213		1,200	321307

## Undercarriage for modular shelvings

Enables easy relocation of basic shelving when unloaded.

Consisting of 4 swivel castors, 2 with locks. Bolted assembly with adapter plate directly underneath the supports. One beam and 4 frame connectors are delivered for the required reinforcement. In addition, 2 sliding bars made of plastic are included in the delivery.



**Safety note:**  
Shelving units may only be moved when unloaded.

Item	Field length (mm)	Height (mm)	Load max. (kg)	Order no.
FW 70995	995	155	500	79210
FW 71283	1,283	155	500	79220

Order no. = on stock



Boxes /  
containers

Modular  
shelving

Longspan  
racking

Pallet  
racking

Cantilever  
racking

Mezzanines /  
platforms

On-line shelving /  
KDR shelving

Semi-automated  
solutions

Logistics  
systems

Appendix

## KDR – the live storage shelving system with diverse options


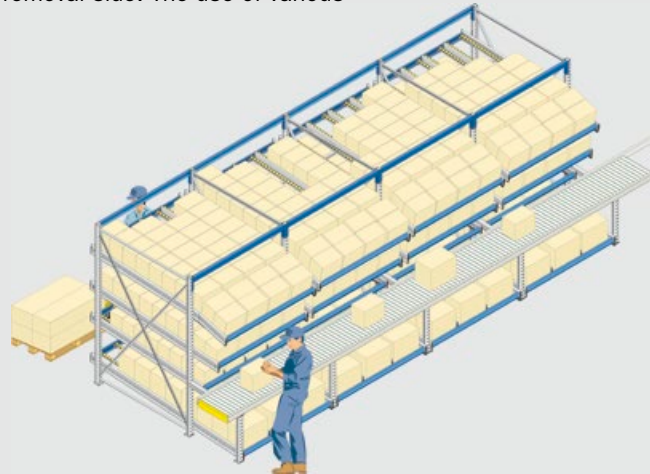
Stable and sturdy frames connected to reinforcing beams create a “rack scaffold” for fitting complete live storage shelving units. The height and angle of the flow beds can be quickly adjusted without screws using adjusting hooks in steps of 6.25 mm (post type P63/P65) or 12.5 mm (post type P73/P93) and also horizontally in 25 mm steps.

The staircase design of the flow beds with outfeed panels or enabled geometry can fulfill all ergonomic requirements.

Transverse transport conveyors can be connected cost-effectively using underlays placed on the supports.

Robust roller strips in various designs guarantee problem-free movement of the containers from the supply to the removal side. The use of various

separating strip systems enables the configuration of guides (channels) for the specific container types.





# KDR system design – stationary

**GENTIAN BLUE** Beams  
RAL 5010


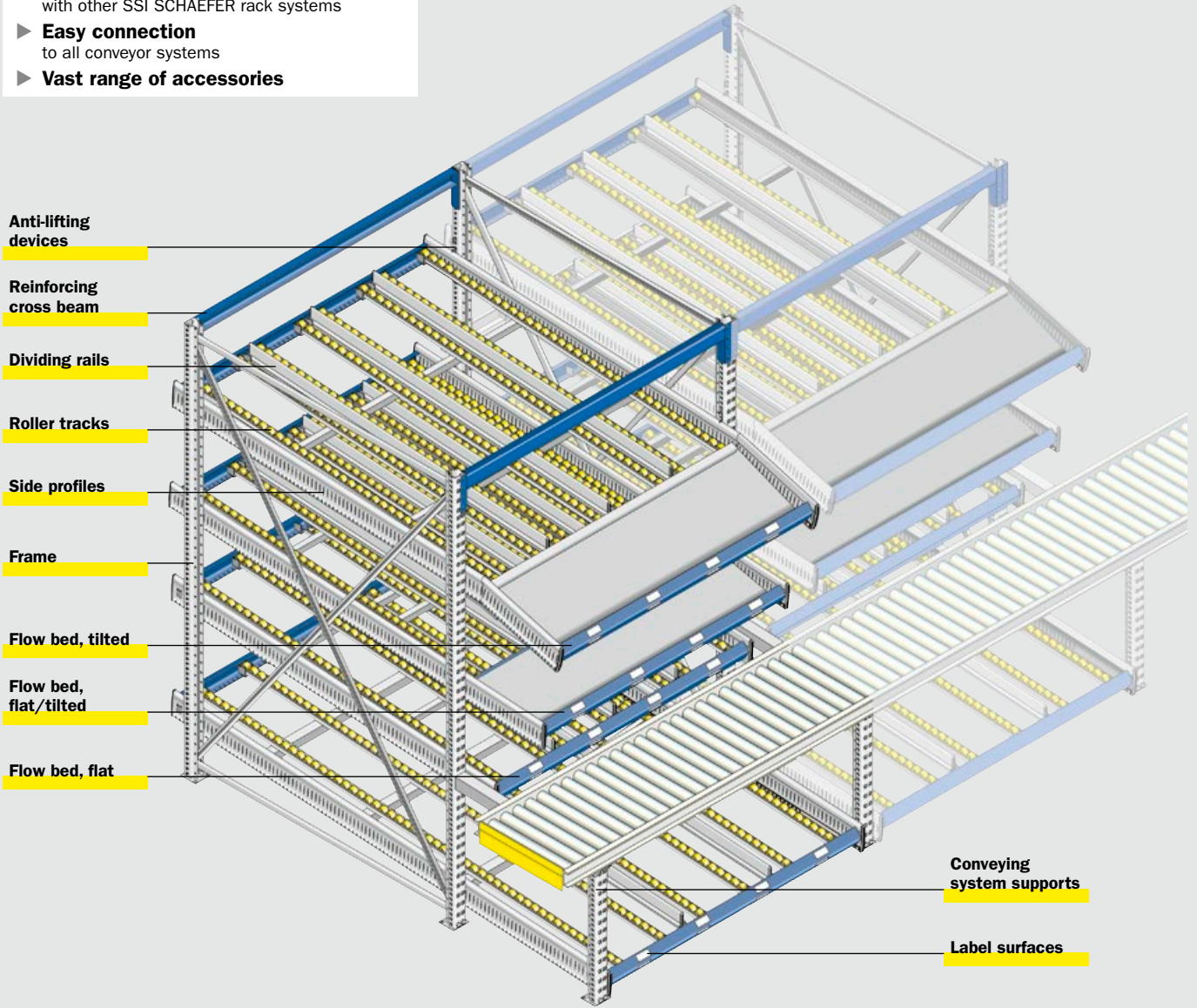
**GALVANIZED** Frame  
Glide rails  
Brackets  
Adapter

- ▶ **High load capacity**  
and high rigidity due to sturdy support, 60, 75 and 90 mm thick
- ▶ **System hole pattern**  
in the support profiles with adjustment spacing 50 : 50 mm
- ▶ **The best height and gradient adjustment**  
of the flow bed to the storage goods due to the small hole pattern, e.g. 6.25 mm
- ▶ **Plug-in anti-lifting device**
- ▶ **Flexible and modular bold-free system**  
due to adjustable rolls and partitions for configuring channels with a spacing of 5 mm per roll
- ▶ **Roller tracks for smooth conveying**  
optionally with a load capacity of 5 kg and 12 kg
- ▶ **Can be combined**  
with other SSI SCHAEFER rack systems
- ▶ **Easy connection**  
to all conveyor systems
- ▶ **Vast range of accessories**



### Starter and extension bay construction

The stationary design is available with either the starter or extension bay construction. Entering the supports to the floor prevents the fields from slipping and provides additional stability.



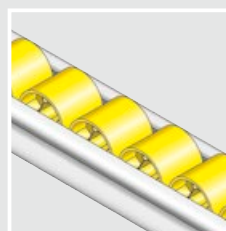
Flow bed, flat




Flow bed, flat/tilted



Flow bed, tilted



Roller track



Dividing rail

Boxes / containers

Modular shelving

Longspan racking

Pallet racking

Cantilever racking

Mezzanines / platforms

On-line shelving / KDR shelving

Semi-automated solutions

Logistics systems

Appendix

## KDR/KLT live storage works – the system for KLT containers



Further information about the KDR equipment

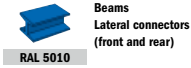
on request





GENTIAN BLUE

GALVANIZED



- ▶ **High load capacity**  
and high rigidity due to sturdy support, 60, 75 and 90 mm thick
- ▶ **System hole pattern**  
in the support profiles with adjustment spacing 50 : 50 mm
- ▶ **The best height and gradient adjustment**  
of the flow bed to the storage goods due to the small hole pattern, e.g. 6.25 mm
- ▶ **Plug-in anti-lifting device**
- ▶ **Flexible and modular bold-free system**  
due to adjustable rolls and partitions for configuring channels with a spacing of 5 mm
- ▶ **Roller tracks for smooth conveying**  
optionally with a load capacity of 5 kg and 12 kg
- ▶ **Can be combined**  
with other SSI SCHAEFER rack systems
- ▶ **Easy connection**  
to all conveyor systems
- ▶ **Vast range of accessories**

# KDR/KLT – with undercarriage


## Starter bay construction

The movable units are constructed using starter bays.


For containers with a “honeycomb base” (C-KLTs with grooves) and containers with a large stacking rim, there is a KLT model for the special requirements.



Lateral connectors, front



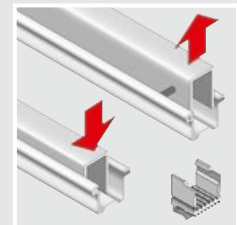
Lateral connectors, tilted



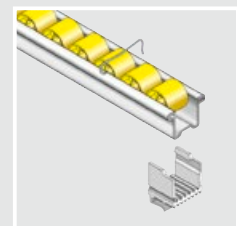
Lateral connectors, internal



Lateral connectors, rear KLT



Retractable dividing rail with docking clip



Roller track with brake clip and brake strap

Boxes / containers

Modular shelving

Longspan racking

Pallet racking

Cantilever racking


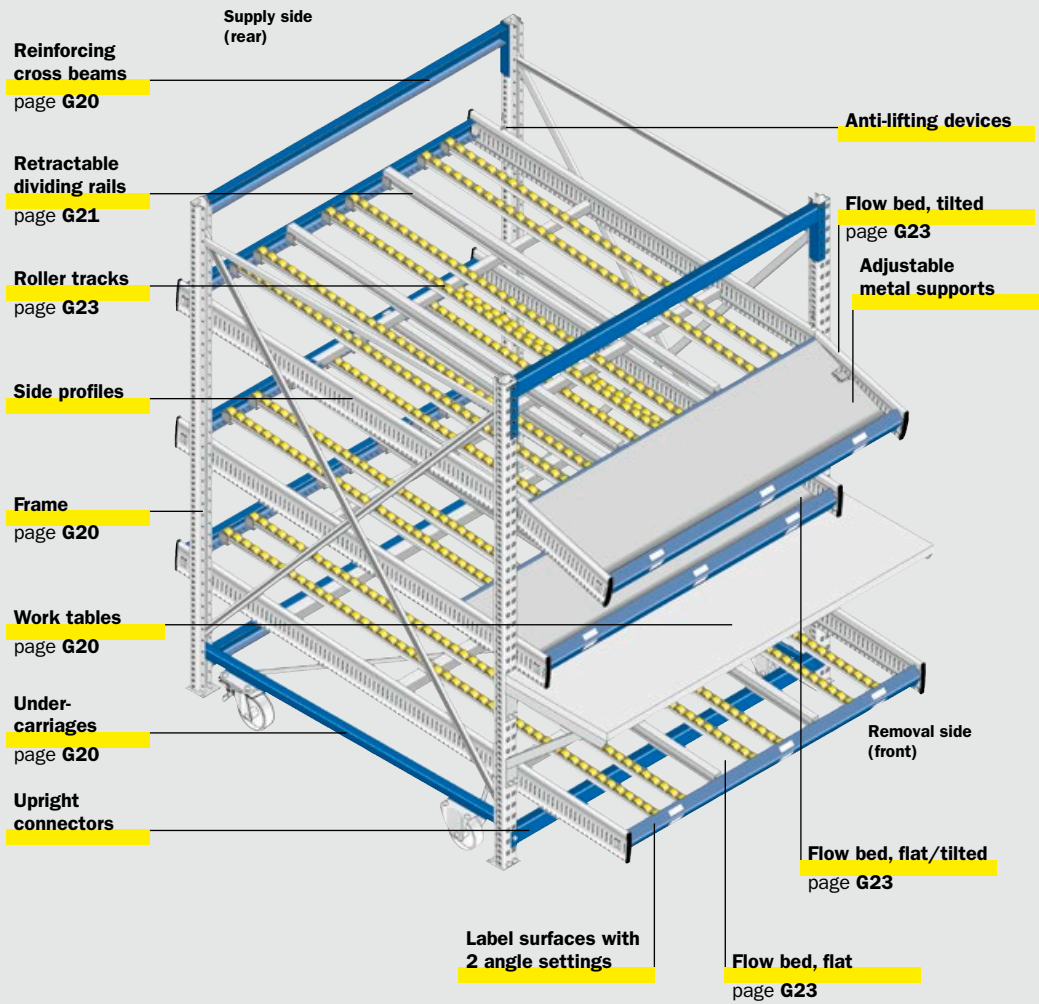
Mezzanines / platforms

On-line shelving / KDR shelving


Semi-automated solutions

Logistics systems


Appendix



Flow bed, flat



Flow bed, flat/tilted



Flow bed, tilted



Anti-lifting device    Cover caps

# KDR/KLT live storage shelving – conductive design (ESD) for protecting high-quality electronic components

## Protection against electrostatic discharge


Protection against electrostatic discharge creates special requirements for shelving equipment. According to EN 61340-5-1:2001 it is essential that all of the individual measures for handling these sensitive components are effectively coordinated with each other.

In particular, this applies to the packaging of the electronic components, the transport containers, the shelving equipment, the conduct of flooring or the Echo potential bonding and, not least, the protective clothing worn by the employees working in ESD areas.




**i** Further information about KDR equipment with a conductive design (ESD)


on request



Fixed castor, conductive



Dividing rails and conductive roller tracks



Swivel castor with stopper



GENTIAN BLUE

GALVANIZED



Beams



Frame  
Lateral connector  
Undercarriage traverses  
Outfeed panels

- ▶ **High load capacity** and high rigidity due to sturdy support, 60, 75 and 90 mm thick
- ▶ **System hole pattern** in the support profiles with adjustment spacing 50 : 50 mm
- ▶ **The best height and gradient adjustment** of the flow bed to the storage goods due to the small hole pattern, e.g. 6.25 mm
- ▶ **Plug-in anti-lifting device**
- ▶ **Flexible and modular bold-free system** due to adjustable rolls and partitions for configuring channels with a spacing of 5 mm
- ▶ **Roller tracks for smooth conveying** with a load capacity of 12 kg
- ▶ **Highly conductive rollers** black, with steel axles
- ▶ **Can be combined** with other SSI SCHAEFER rack systems
- ▶ **Easy connection** to all conveyor systems
- ▶ **Vast range of accessories**
- ▶ **Quality tested and certified** by TÜV Rheinland



# KDR/KLT system design for ESD version – with undercarriage

Boxes / containers

Modular shelving

Longspan racking

Pallet racking

Cantilever racking

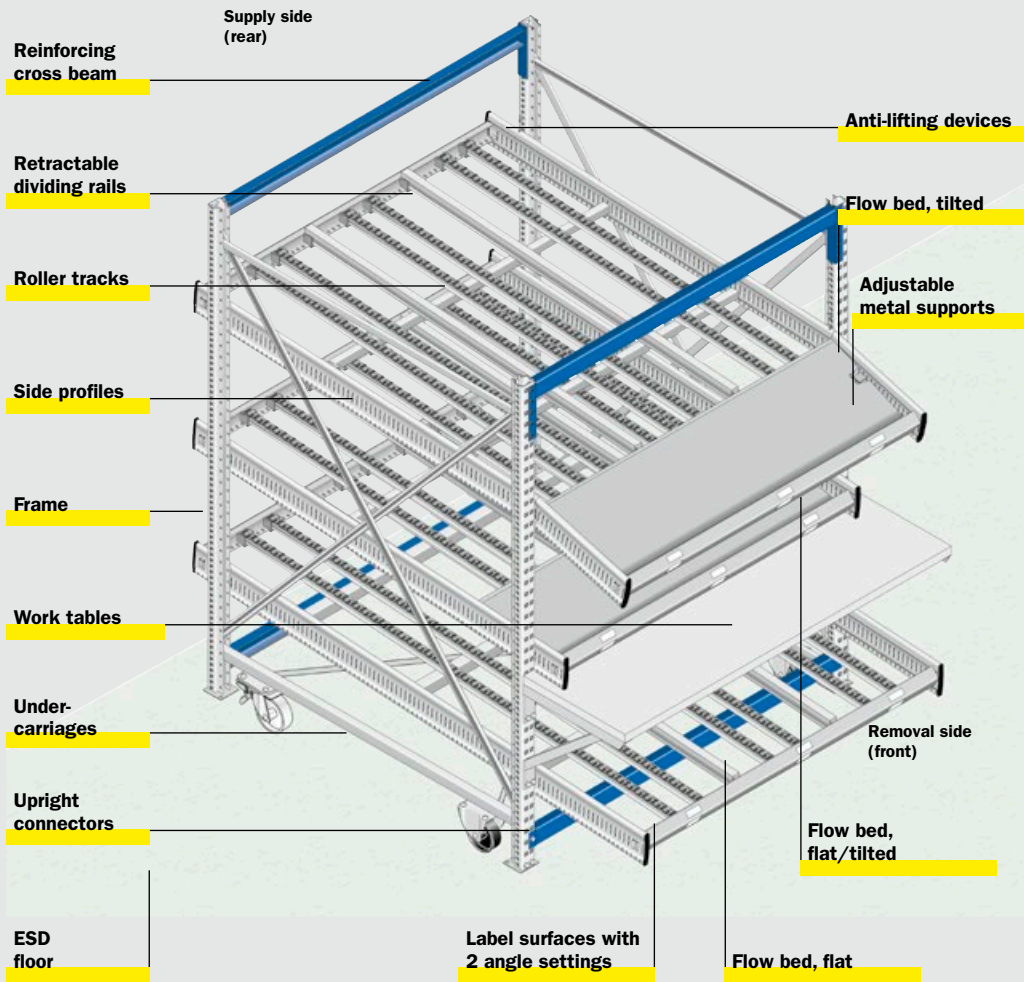
Mezzanines / platforms

On-line shelving / KDR shelving


Semi-automated solutions

Logistics systems


Appendix




Lateral connectors, front




Lateral connectors, tilted




Lateral connectors, internal



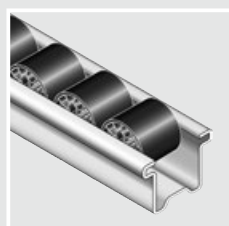
Lateral connectors, rear KLT



Retractable dividing rail with docking clip




Docking clip, conductive




Roller track, conductive



Fixed castor, conductive



Undercarriage, conductive



Roller track with brake clip and brake strap



GENTIAN BLUE

GALVANIZED



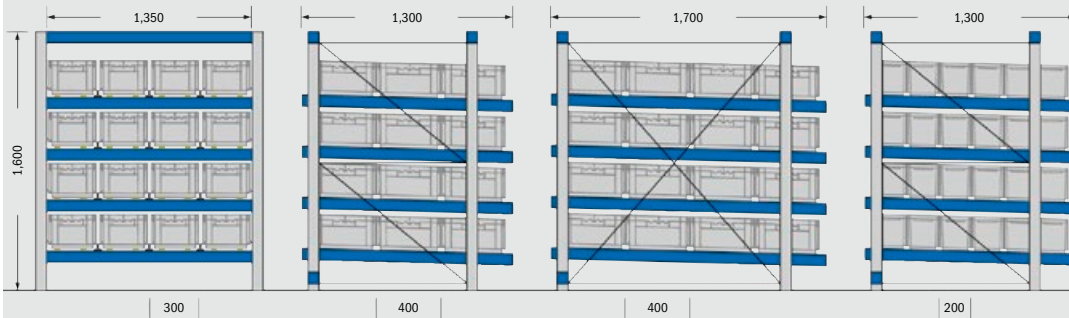
Beams  
Lateral connectors  
(front and rear)



Frame  
Side profiles  
Lateral connectors  
(internal)  
Roller and partition strips

- ▶ **Stable**  
sturdy stand frame, 3 reinforcing cross beams per field, floor fixing
- ▶ **Rollers**  
with plastic axles,  
load capacity 5 kg per individual roller

# KDR live storage shelving with European dimensions – complete shelving units for container sizes 300 x 400 mm / 200 x 300 mm



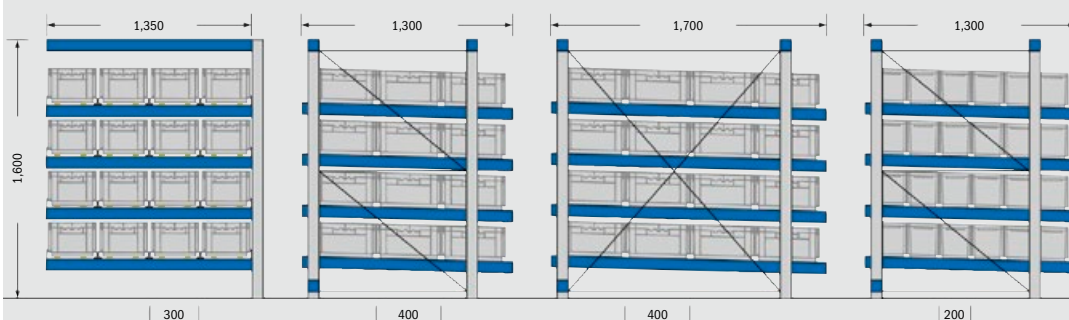
## KDR complete shelving system – starter bays

Consisting of 2 frames and 3 reinforcing cross beams.

Equipment for each shelving field:  
4 flat flow beds above each other;  
8 roller tracks per flow bed, 28 mm divisions;  
3 standard dividing rails per flow bed.

Clear field width 1,350 mm, clear channel width 310 mm, total width 1,470 mm, height 1,600 mm

Item	Total depth (mm)	Load capacity live storage level (kg)	Flow bed version	Order no.
K-GF-1350-1300-4-BG01	1,300	180	Flat	464300
K-GF-1350-1700-4-BG01	1,700	270	Flat	464310
<b>additional flow beds</b>				
K-DLR-1350-1300-BG01	1,300	180	Flat	464320
K-DLR-1350-1700-BG01	1,700	270	Flat	464330



## KDR complete shelving system – extension bays

Consisting of 1 frames and 3 reinforcing cross beams.

Equipment for each shelving field:  
4 tilted flow beds above each other;  
8 roller tracks per flow bed, 28 mm divisions;  
3 standard dividing rails per flow bed.

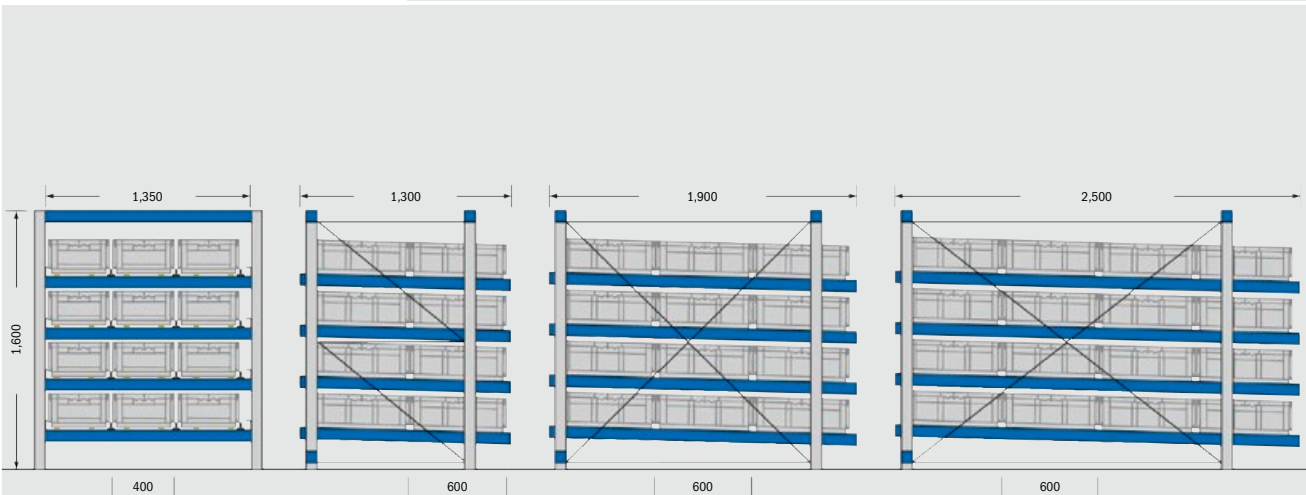
Clear field width 1,350 mm, clear channel width 310 mm, total width 1,410 mm, height 1,600 mm

Item	Total depth (mm)	Load capacity live storage level (kg)	Flow bed version	Order no.
K-AF-1350-1300-4-BG01	1,300	180	Flat	464340
K-AF-1350-1700-4-BG01	1,700	270	Flat	464350
<b>additional flow beds</b>				
K-DLR-1350-1300-BG01	1,300	180	Flat	464320
K-DLR-1350-1700-BG01	1,700	270	Flat	464330

Order no. = on stock

# KDR live storage shelving with European dimensions – complete shelving units for container sizes 600 x 400 mm

- **Flow bed, flat**  
angle adjustable in 6,25 mm states  
depth adjustable in 25 mm steps,  
can also be used as a return level



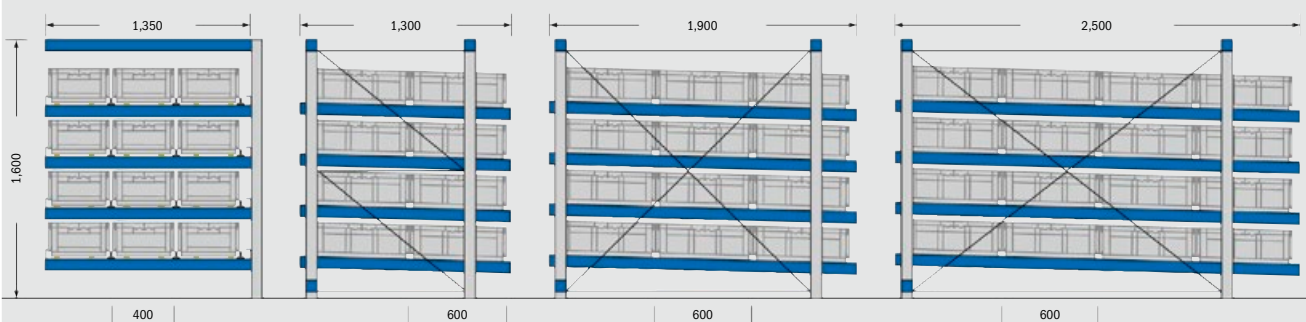
**Clear field width 1,350 mm, clear channel width 410 mm, total width 1,470 mm, height 1,600 mm**

Item	Total depth (mm)	Load capacity live storage level (kg)	Flow bed version	Order no.
<b>K-GF-1350-1300-4-BG02</b>	1,300	180	Flat	<b>464360</b>
<b>K-GF-1350-1900-4-BG02</b>	1,900	270	Flat	<b>464370</b>
<b>K-GF-1350-2500-4-BG02</b>	2,500	360	Flat	<b>464380</b>
<b>additional flow beds</b>				
<b>K-DLR-1350-1300-BG02</b>	1,300	180	Flat	<b>464390</b>
<b>K-DLR-1350-1900-BG02</b>	1,900	270	Flat	<b>464400</b>
<b>K-DLR-1350-2500-BG02</b>	2,500	360	Flat	<b>464410</b>

## KDR complete shelving system – starter bays

Consisting of 2 frames and 3 reinforcing cross beams.

Equipment for each shelving field:  
4 tilted flow beds above each other;  
6 roller tracks per flow bed, 28 mm divisions;  
3 standard dividing rails per flow bed.



**Clear field width 1,350 mm, clear channel width 410 mm, total width 1,410 mm, height 1,600 mm**

Item	Total depth (mm)	Load capacity live storage level (kg)	Flow bed version	Order no.
<b>K-AF-1350-1300-4-BG02</b>	1,300	180	Flat	<b>464420</b>
<b>K-AF-1350-1900-4-BG02</b>	1,900	270	Flat	<b>464430</b>
<b>K-AF-1350-2500-4-BG02</b>	2,500	360	Flat	<b>464440</b>
<b>additional flow beds</b>				
<b>K-DLR-1350-1300-BG02</b>	1,300	180	Flat	<b>464390</b>
<b>K-DLR-1350-1900-BG02</b>	1,900	270	Flat	<b>464400</b>
<b>K-DLR-1350-2500-BG02</b>	2,500	360	Flat	<b>464410</b>

## KDR complete shelving system – extension bays

Consisting of 1 frames and 3 reinforcing cross beams.

Equipment for each shelving field:  
4 tilted flow beds above each other;  
6 roller tracks per flow bed, 28 mm divisions;  
3 standard dividing rails per flow bed.

Boxes / containers

Modular shelving

Longspan racking

Pallet racking

Cantilever racking

Mezzanines / platforms

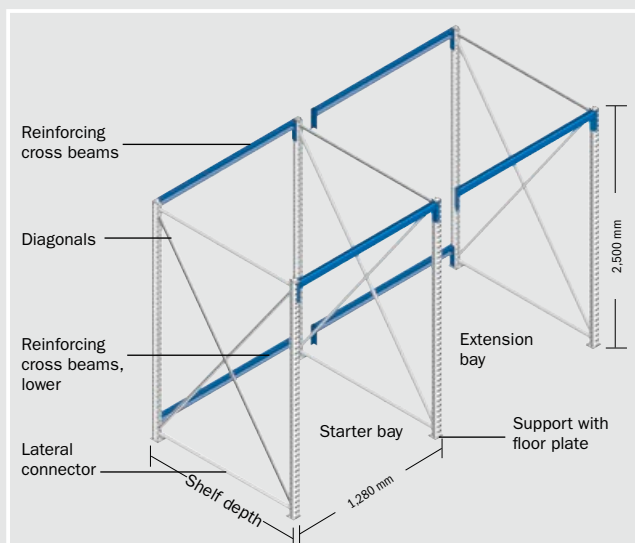
On-line shelving / KDR shelving

Semi-automated solutions

Logistics systems

Appendix

# System components

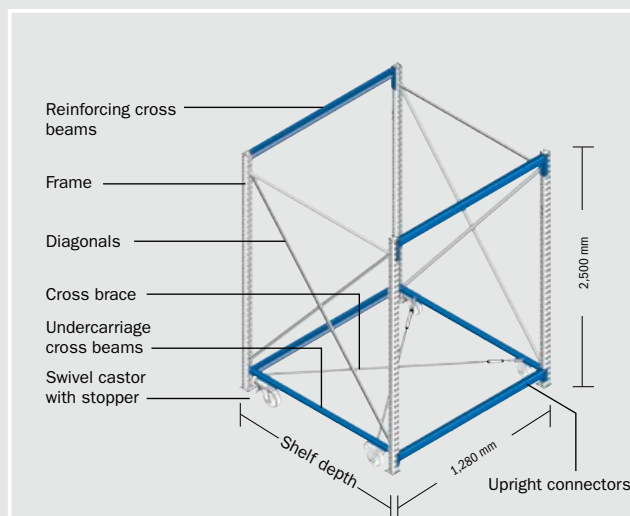
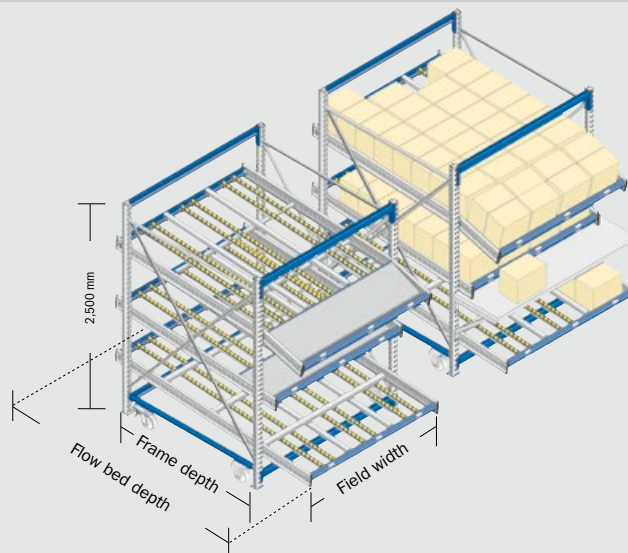



## Starter and extension bays

Starter bays consisting of 2 frames and 3 horizontal beams; extension bays consisting of 1 frame and 3 horizontal beams.

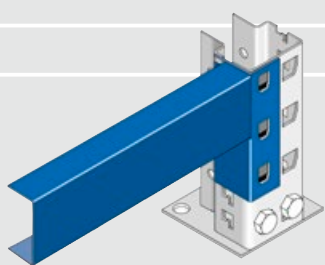
## Cover caps

High-quality black plastic. Attached to the rack frames as an end piece.



## Starter bay with undercarriage

Consisting of 2 frames and 2 cross beams, 2 upright connectors, 2 undercarriage cross beam, 1 cross brace, 2 fixed and 2 swivel castors with stoppers. Load capacity per rack field with undercarriage max. 1,600 kg.

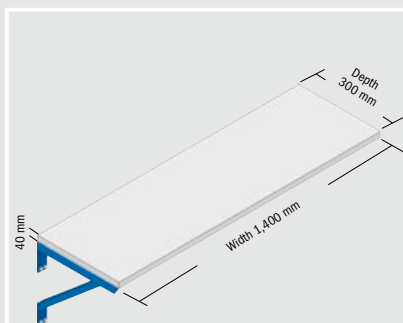


## Reinforcing cross beam (U-profile) for support profiles P 63, P 65 and P 73

Reinforcing cross beams and supports form a separate unit. This separates the supporting shelving construction from the live storage levels. As a consequence, a level can be adjusted without having to first empty the entire shelving.

The cross beams only serve to reinforce the bracket construction and are not intended for storing pallets. Additional reinforcing cross beams at the rear are fitted on the rear in accordance with the static requirements.

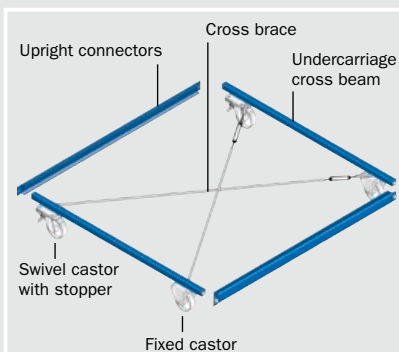
Surface finish: Gentian Blue, RAL 5010.



## Work table

For pre-assembly or storage.  
2 cantilever supports and 1 multiplex board, 40 mm thick.

Cantilever surface finish: Gentian Blue, RAL 5010.



## Undercarriage

Enables easy relocation of starter bays.

Equipped with 2 upright connectors, 2 undercarriage cross beam, 1 cross brace, 2 fixed castors and 2 swivel castors with stoppers.

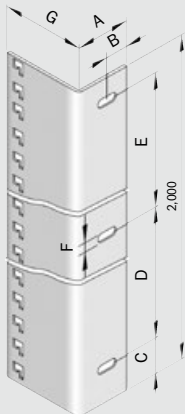
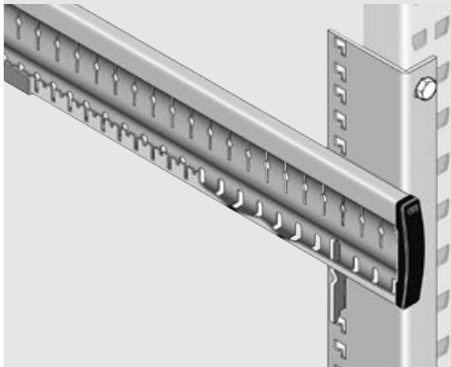
Load capacity per shelving field with undercarriage: max. 1,600 kg.

Surface finish: Gentian Blue, RAL 5010.

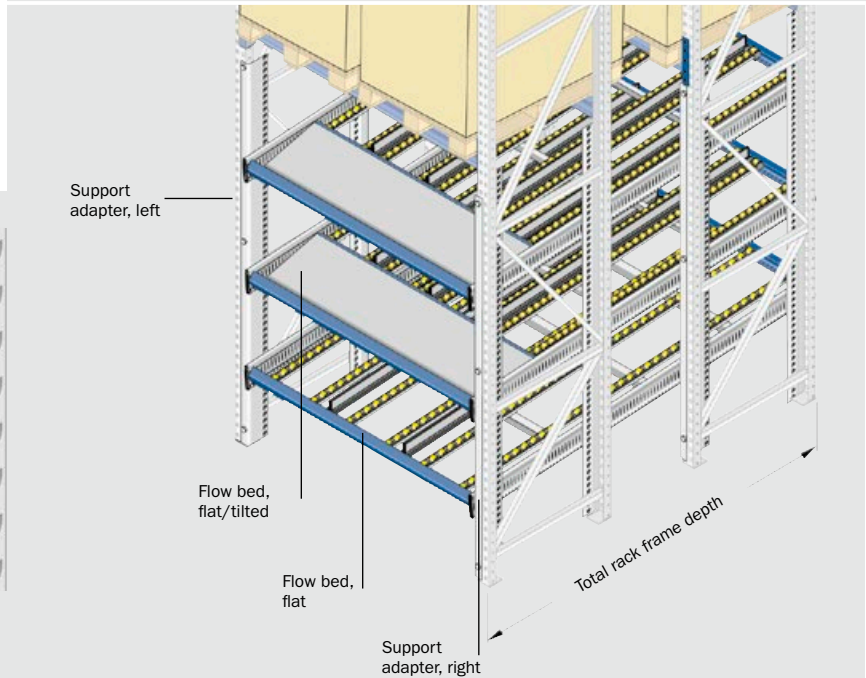


- ▶ Can be combined with existing pallet racking systems
- ▶ Shorter paths
- ▶ Time savings
- ▶ Better ergonomics and rapid access
- ▶ Clear product range
- ▶ Goods automatically resupply
- ▶ First-in-First-out
- ▶ Separate supply and removal procedures

## KDR adapter solutions for pallet racking systems, partition strips



Support adapter, left



Flow bed, flat/tilted

Flow bed, flat

Support adapter, right

Total rack frame depth

### Support adapter

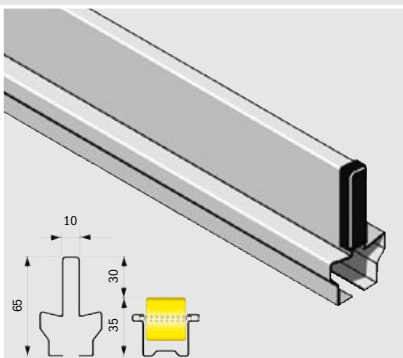
For fastening on rack supports of existing pallet racking systems – PR 350 and third-party brands. For quick and easy retrofitting with flow beds.

The profiles of the support adapters are individually adapted to the pallet racking stands.

Articles upon request.

**When submitting an inquiry, please specify the following dimensions and existing rack brand/type:**

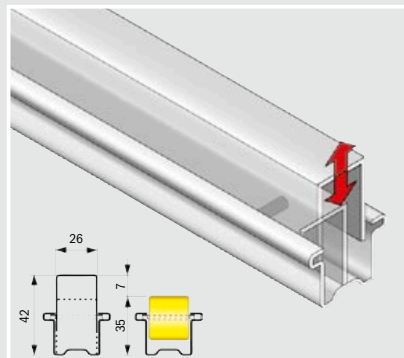
Dimensions	A (mm)	B (mm)	C (mm)	D (mm)	E (mm)	F (mm)	G (mm)
	<input type="text"/>	<input type="text"/>	<input type="text"/>	<input type="text"/>	<input type="text"/>	<input type="text"/>	<input type="text"/>



### Standard dividing rails

Made of steel, prevent two stored items running next to each other from jamming. They can be adjusted in 5.0 mm steps and are equipped with protective plugs to prevent hand injuries.

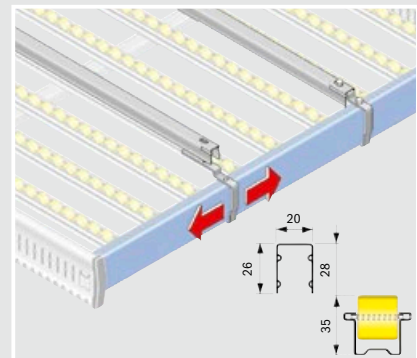
Surface, galvanized.



### Recessed dividing rails

For the universal use of KLT containers.

Surface, galvanized



### Multi dividing rails/clips

Multi dividing rails can be adjusted horizontally in 10 mm steps. Ideal in combination with a roller carpet for frequently changing storage items.

Surface, galvanized

**Further information about the KDR equipment**

on request

Boxes / containers

Modular shelving

Longspan racking

Pallet racking

Cantilever racking

Mezzanines / platforms

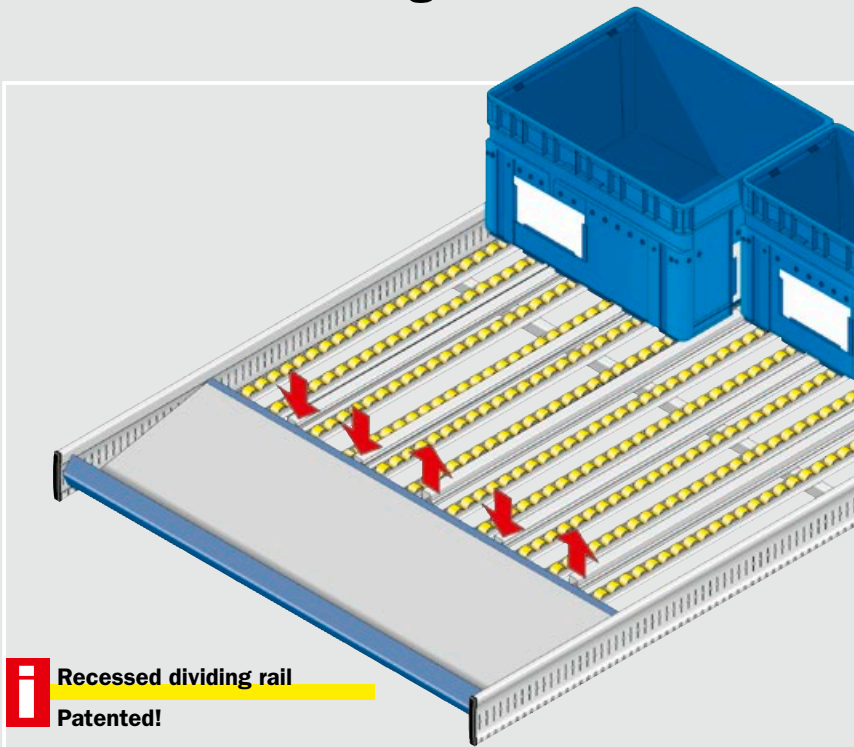
On-line shelving / KDR shelving

Semi-automated solutions

Logistics systems

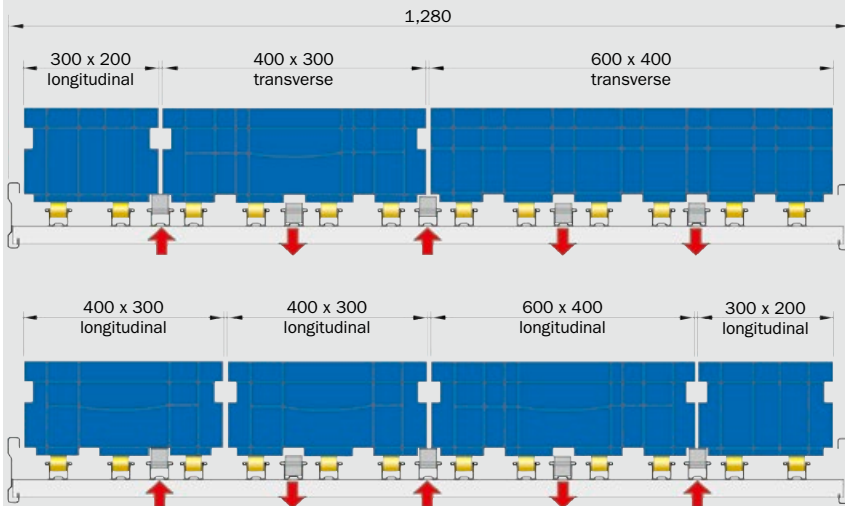
Appendix

# KLT flow bed with resist dividing rail



**i** Recessed dividing rail  
Patented!

Example for clear field width of 1,280 mm



Retracting or extending the dividing rail enables containers with different dimensions to be mixed on one level



GENTIAN BLUE



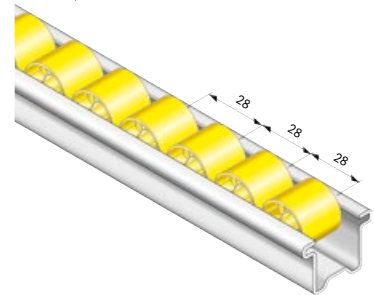
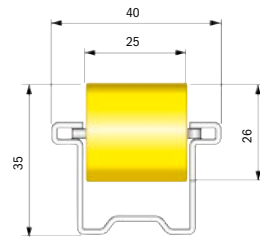
Beams

GALVANIZED

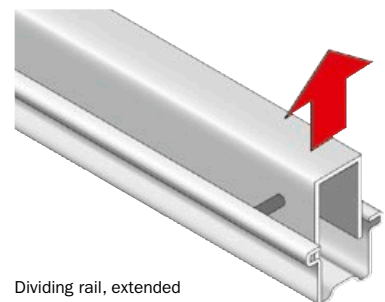


Frame  
Glide rails  
Brackets  
Adapter

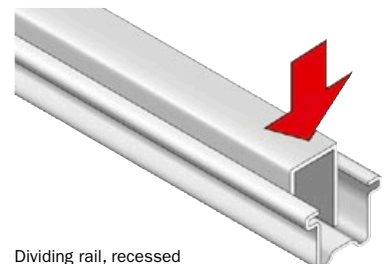
- ▶ **Always the right channel widths** for system containers with 200/400 mm or 300/600 mm standard dimensions through the use of partition strips that can be recessed quickly and without using tools. There is no need to move the partition or roller tracks.
- ▶ **Harmonized rack dimensions** for all KLT container sizes
- ▶ **Easy assembly and adjustment using the bold-free system**
- ▶ **Usable without conversion** as a conventional live storage shelving
- ▶ **Harmonized system profiles** prevent the container base from jamming
- ▶ **Gradient and height adjustment** in 6.25 mm steps
- ▶ **Without depth restriction** when adjusting the gripping curve
- ▶ **Flow bed with plug-in anti-lifting device**
- ▶ **Locking spreader for roller tracks**
- ▶ **Roller tracks** optionally with steel axle, 12 kg load capacity per roller




## ▶ Recessed dividing rail



Dividing rail, extended



Dividing rail, recessed



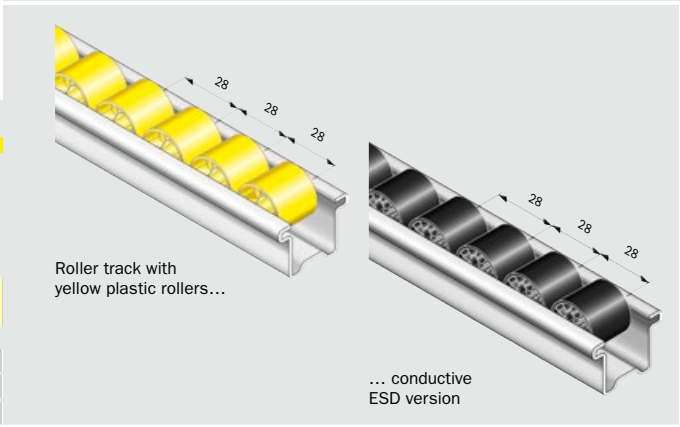
- ▶ **Rigid rail profile**  
with spreading reinforcement made of galvanized sheet steel
- ▶ **Sturdy and durable rollers**  
made of high quality plastic, roller spacing 28 mm
- ▶ **Honeycomb-shaped roller reinforcing**  
for very good shape stability and smooth conveying
- ▶ **High load capacity**  
5 kg per roller or 12 kg per roller for the version with a steel axle
- ▶ **Also usable in deep-freeze areas down to -30° C**
- ▶ **Long service life**

**Roller tracks**

The roller load capacity is 5 kg for the version with a plastic axle and 12 kg for versions with a steel axle. The roller tracks are available in lengths from 195 to 6,495 mm in 25 mm steps.

We are happy to provide you with prices above 50 m on request.

Item	Version/ rollers with	Order no.
K-R 28 K	Plastic axle	K-R28K
K-R 28 S	Steel axle	K-R28S
K-R 28 S-ESD	Steel axle	K-R28SESD



Item	Length (mm)	Order no.
K-EH-0880	780	442518
K-EH-1080	980	442538
K-EH-1280	1,180	442558
K-EH-1350	1,250	442565
K-EH-1800	1,700	442610
K-EH-2200	2,100	442650
K-EH-2700	2,600	442700

**Label holder**

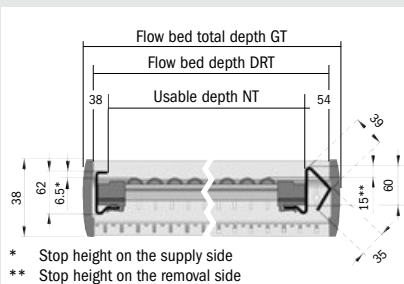
Self-adhesive plastic label holders, total height 33 mm (for label height 30 mm). Without label inserts.

Other versions available on request.

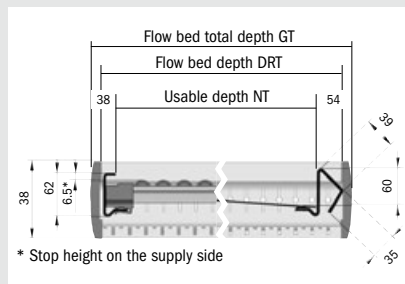


Order no. = on stock

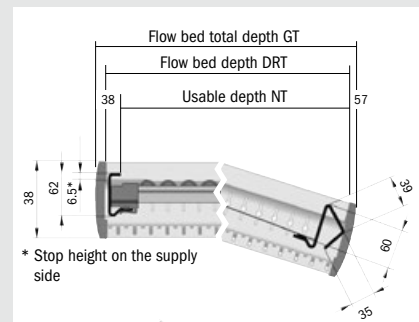
# Flow beds with roller tracks and dividing rails – configuration examples



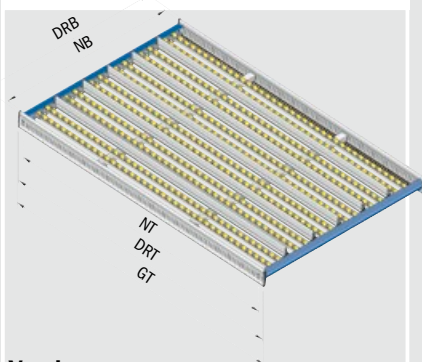
\* Stop height on the supply side  
\*\* Stop height on the removal side



\* Stop height on the supply side

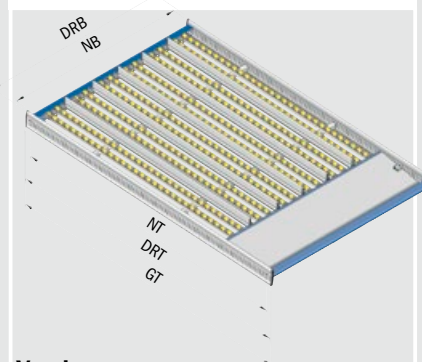


\* Stop height on the supply side



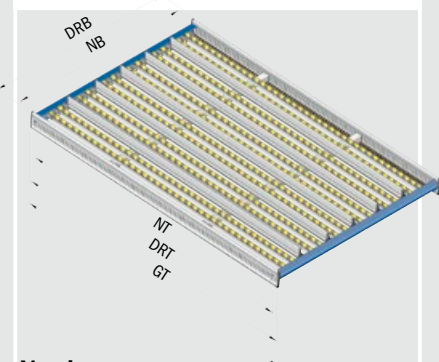
**Version Flat K-D**

Equipped with 12 roller and 5 recessed dividing rails, including adjustment hooks.



**Version Flat/tilted K-DGK**

Equipped with 12 roller and 5 recessed dividing rails, including adjustment hooks.



**Version Tilted K-DK (10° – 16°)**

Equipped with 12 roller and 5 recessed dividing rails, including adjustment hooks.

Boxes / containers

Modular shelving

Longspan racking

Pallet racking

Cantilever racking

Mezzanines / platforms

On-line shelving / KDR shelving

Semi-automated solutions

Logistics systems

Appendix

## Various areas of use for KDR – application examples

### The advantages of live storage shelvings:

- ▶ Rapid order picking by shortening the access paths, organized, clear, more compact storage, increased automation and reduction of movement paths by 85%.
- ▶ Larger storage capacity in the same area by eliminating shelving aisles.
- ▶ No out-of-date goods thanks to the first-in-first-out principle (FIFO). The stored goods always roll automatically to the removal side on roller strips that act as rails.
- ▶ Fewer order picking mistakes due to compact product overview.
- ▶ Clear separation of supply and removal procedures; order picking is never interrupted by supply activities.
- ▶ Short, ergonomic access paths.
- ▶ Easy connection to conveying and handling technology.
- ▶ Easy handling due to the use of rollers.





Boxes /  
containers

Modular  
shelving

Longspan  
racking

Pallet  
racking

Cantilever  
racking

Mezzanines /  
platforms

On-line shelving /  
KDR shelving

Semi-automated  
solutions

Logistics  
systems

Appendix

# Box and pallet conveyor technology

In the face of growing demands from Industry 4.0, digitization, and internet shopping, high-capacity intralogistics are a must. With efficient processes and a bespoke degree of automation, you can master all challenges posed by a changing business landscape. Yet some operators also wish to retain an element of flexibility too. For these customers, semi-automation is the key to an efficient installation. SSI SCHAEFER offers solutions for gradual automation that grow in line with the customer's needs.

For example, cost-intensive picking processes can be significantly

improved and accelerated through semi-automated solutions such as vertical lift modules. This results in more efficient processes, greater productivity, lower costs, and shorter delivery times.

Semi-automated storage systems, such as mobile racking and channel storage systems, achieve operational efficiencies by automating individual work steps and allowing the available space to be utilized in the most effective manner. Depending on the selected load carrier and the necessary speed, the storage density can be increased further or rack costs

can be reduced. Appropriate software products with transparent monitoring and control functions can cover all logistical requirements and ensure the systems are perfectly integrated into the overall intralogistics landscape.

For SMEs and major corporations alike, these are decisive factors in maintaining and enhancing their market position. SSI SCHAEFER is one of the few specialists capable of adapting solutions to meet your exact needs – and with everything supplied from a single source.





**LOGIMAT® Vertical Lift Module** page **H2**

**SSI ORBITER®** page **H8**

**Mobile Racking Systems** page **H12**

Boxes /  
containers

Modular  
shelving

Longspan  
racking

Pallet  
racking

Cantilever  
racking

Mezzanines /  
platforms

On-line shelving /  
KDR shelving

Semi-automated  
solutions

Logistics  
systems

Appendix

# LOGIMAT®

## Vertical Lift Module

**The dynamic solution for the storage and picking of small parts.**

The Vertical Lift Module, with its numerous basic functions and unique additional options, not only significantly improves the performance of warehouse processes, but also ensures the ergonomic and safe operation of the warehouse. As an autonomous system or as a module integrated into an automated application – the LOGIMAT is characterized by its universal usability.





- ▶ **Highly convenient** goods-to-person principle
- ▶ **Compact design** has economic and environmental advantages
- ▶ **Travel times reduced** by more than **70 %**
- ▶ Compared with static solutions, the Vertical Lift Module requires up to **90 % less warehouse space**
- ▶ Automated processes and ergonomic design **improve performance** by over **20 %**



**The LOGIMAT offers numerous basic functions as standard and impresses as a high-performance storage and picking system.**

Thanks to its scalable concept, the scope of functions of the LOGIMAT can be tailored precisely to the individual customer requirements. To complement the standard design, SSI SCHAEFER offers numerous options that expand the functions in terms of ergonomics, performance, and flexibility.

Boxes /  
containersModular  
shelvingLongspan  
rackingPallet  
rackingCantilever  
rackingMezzanines /  
platformsOn-line shelving /  
KDR shelvingSemi-automated  
solutionsLogistics  
systems

Appendix



### Exclusively from SSI SCHAEFER

- ▶ **LogiTilt** tilting mechanism of the tray for ergonomic retrieval of goods and reduced reaching depth
- ▶ **Touch user interface** with intuitive navigation
- ▶ For maximum utilization of the storage space, the **LMB** bin series of sorting accessories is optimized for a tray depth of 800 mm
- ▶ Innovative **tray design** with a focus on space and weight optimization

### Compact

- ▶ Maximum use of the available height
- ▶ Visual, automated filling rate display
- ▶ Defragmentation and relocalization of the stored trays
- ▶ Stock addition sequence with fixed height for highly concentrated storage
- ▶ Stock addition sequence with intelligent height optimization (IHO)
- ▶ Storage of trays in 25 mm increments

### Safe

- ▶ Automated monitoring of the storage bins ensures that the goods to be stored are within the permitted dimensions both horizontally and vertically
- ▶ Vertical shaft monitoring for checking possible tray protrusions before the elevator approaches to prevent unintentional access during storage or retrieval
- ▶ Predefined access rights to trays and functions
- ▶ Programmable logic controller (PLC)

### Robust

- ▶ Modular design with standard components
- ▶ Low-maintenance system thanks to high-quality components and robust design
- ▶ Range of drive options for different requirements
- ▶ Elevator with a low-maintenance gear drive

### Ergonomic

- ▶ Visual indication of the storage position by a laser pointer
- ▶ Continuous confirmation light barrier under the operating opening to optimize picking performance
- ▶ Up to four operating openings per Vertical Lift Module in any position
- ▶ The height of the tray output can be adapted to the height of the employee

# Standard meets individuality

The LOGIMAT comes in a wide selection of standard model widths and depths.

Technical Data		
Usable tray dimensions (mm)	A width (mm) incl. paneling	B depth (mm) incl. paneling
1,825 x 625	2,370	2,712
1,825 x 815	2,370	3,092
2,025 x 625	2,570	2,712
2,025 x 815	2,570	3,092
2,425 x 625	2,970	2,712
2,425 x 815	2,970	3,092
2,825 x 625	3,370	2,712
2,825 x 815	3,370	3,092
3,025 x 625	3,570	2,712
3,025 x 815	3,570	3,092
3,225 x 625	3,770	2,712
3,225 x 815	3,770	3,092
3,625 x 625	4,170	2,712
3,625 x 815	4,170	3,092
4,025 x 625	4,570	2,712
4,025 x 815	4,570	3,092

- Minimum height:** 2,450 mm
- Maximum height:** up to 23,850 mm  
in 100 mm increments
- Tray load capacity:** up to 700 kg
- Machine load capacity:** up to 60 tons  
in standard design  
(higher load capacity available upon request)



<b>RAL 5014</b> (Pigeon blue)	<b>RAL 9010</b> (Pure white)	<b>RAL 7024</b> (Graphite grey)	<b>RAL 7035</b> (Light grey)

**Other colors available on request.** Color deviations may occur due to monitor or printer settings.

Boxes / containers

Modular shelving

Longspan racking

Pallet racking

Cantilever racking

Mezzanines / platforms

On-line shelving / KDR shelving

Semi-automated solutions

Logistics systems

Appendix

## Control & Software

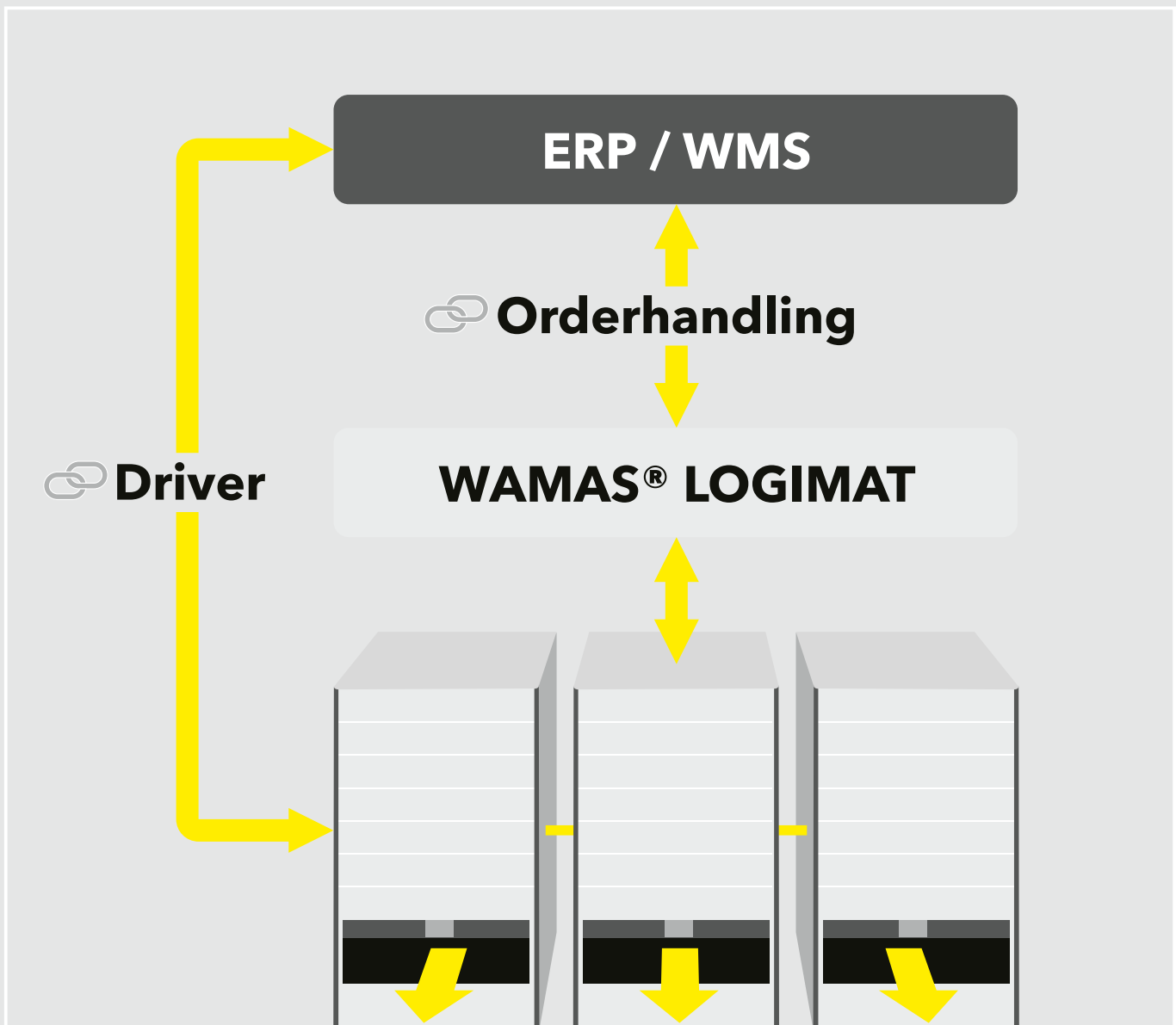
### From simple applications to complex warehouse management

The LOGIMAT Vertical Lift Module is equipped with a standard controller (PLC). To connect the Vertical Lift Module to the customer's WMS or ERP system, there is a choice of the required interfaces and proprietary WAMAS® LOGIMAT software.

This means every project is based on a straightforward and reliable solution that can be individually tailored to the requirements of your logistical business processes with simple upgrades. Operation is easy with a self-explanatory touch panel user interface.

### Your Benefits

- ▶ **Streamlined warehouse processes** for picking and replenishment
- ▶ **No unnecessary actions**
- ▶ **Simple integration** into existing processes
- ▶ **Minimization of errors**
- ▶ **Scalability**
- ▶ **Intuitive user interface** with touch panel





Boxes /  
containers

Modular  
shelving

Longspan  
racking

Pallet  
racking

Cantilever  
racking

Mezzanines /  
platforms

On-line shelving /  
KDR shelving

Semi-automated  
solutions

Logistics  
systems

Appendix

## SSI ORBITER®

### Maximum performance in channel storage systems

Increasing order numbers and the associated need for efficient storage options for pallets of varying depths requires flexible, space-saving systems. The changing market requirements demand the top to bottom optimization of entire storage volume – while at the same time achieving a high level of efficiency and cost-effectiveness.

Channel storage systems concentrate on maximizing the use of space while keeping operating costs low. Thanks to the compacted storage, they use the available space perfectly.

This technology is particularly well suited to handling large amounts of items with low diversity, such as in the food and beverage industry or in temperature-controlled environments that require a lot of power.

With the SSI Orbiter, SSI SCHAEFER has both semi-automatic and fully-automatic systems to achieve greater availability, service quality and supply capability, in addition to efficient utilization of space.



**Your Benefits**

- ▶ **Performance**  
Parallel work steps create high picking performance
- ▶ **Scalability**  
If the stock turnover needs to be increased later, adding additional channel vehicles is simple and straightforward
- ▶ **Availability**  
Using multiple channel vehicles ensures the optimum utilization of the system
- ▶ **Cost and energy efficiency**  
The high level of space utilization minimizes operating costs. The high storage density creates maximum energy efficiency
- ▶ **Durability and safety**  
Work is only carried out at the ends of the channels

## Channel storage system: A space-saving miracle

Channel storage systems enable compact storage. Several storage units are included one after the other in channels. The operation of the system is carried out by channel vehicles. Only the loading unit at the very front of each channel can be accessed. For this reason, this system is most suited to large volumes with low item diversity. The channels are therefore usually filled with a single item.

## The optimal solution

In semi-automatic applications, when connected to a docking station, the innovative SSI Orbiter offers optimal utilization of space alongside extremely high flexibility, maximum personal safety, sustainability, and ease of use in the channel storage system. It also enables vastly improved pallet handling efficiency.

**Safe**

- ▶ The docking station remains at the front of the channel, restricting access to the channel
- ▶ Safe transport in the warehouse – the Orbiter locks onto the docking station when transferring between channels
- ▶ Maximum safety in the warehouse thanks to the integrated Safety PLC


**Flexible**

- ▶ Mixed FIFO/FILO operation possible within the same warehouse
- ▶ Various pallet types can be handled
- ▶ Can be implemented as either a semi-automated or fully automated system
- ▶ Suitable for use in earthquake-prone areas
- ▶ Suitable for use in deep-freeze environments

**User-Friendly and efficient**

- ▶ Simple and fast insertion into a rack thanks to precisely measured entry tolerances
- ▶ User-friendly operation thanks to pictograms on the remote control
- ▶ Parallel use of multiple SSI Orbiter creates maximum efficiency

## Compact. More compact. Channel storage system.



# SSI ORBITER: How it works

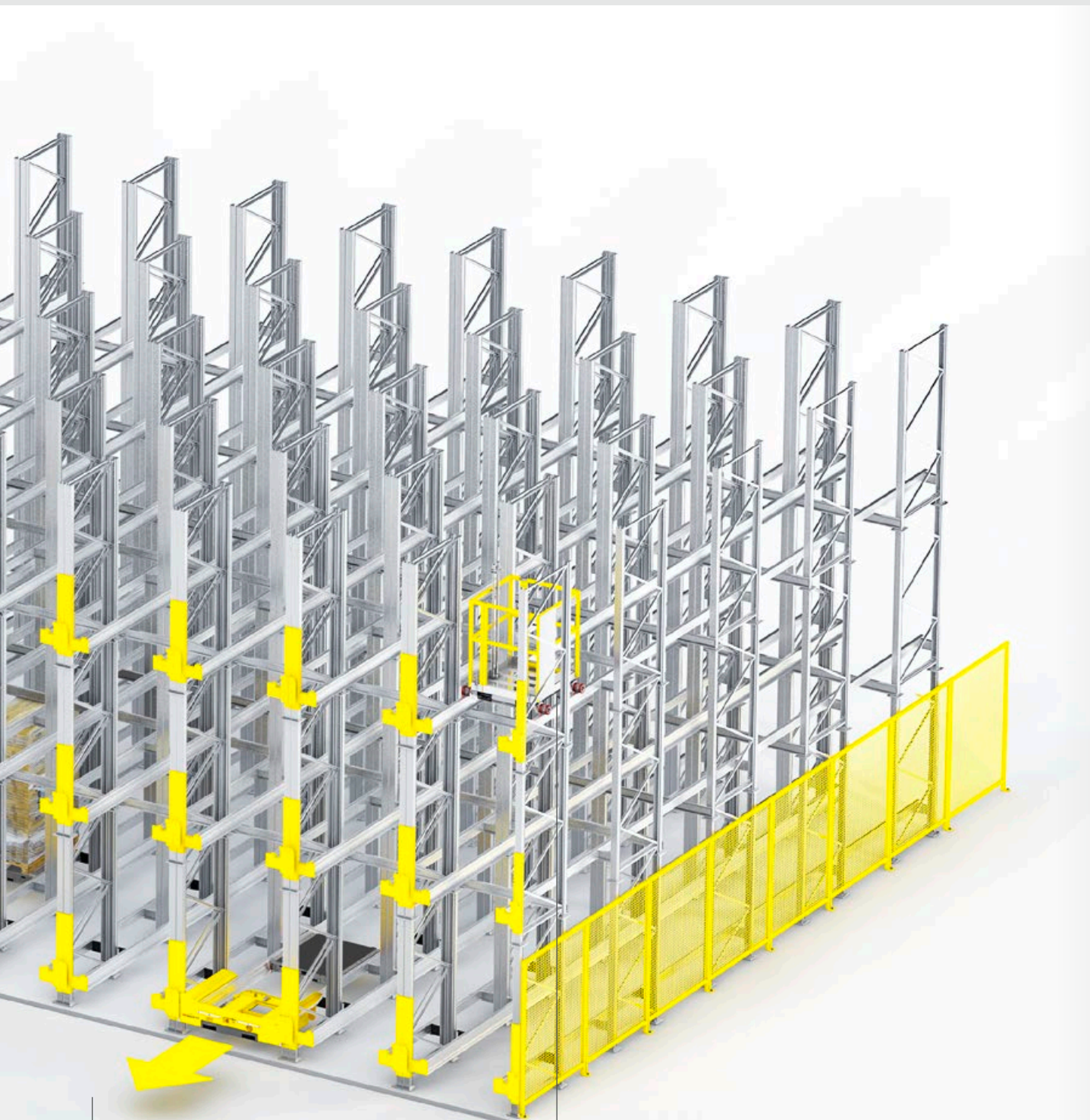
**1.** Bin stackers pick up the docking station and the Orbiter and insert it into the centering console of the required rack channel. The channel storage system is fully functional even with just one Orbiter.



**2.** The pallets to be loaded are picked up by the bin stacker and placed on the Orbiter.

**3.** Movement commands are transmitted to the channel vehicle using a wireless remote control. The Orbiter collects the pallets with a small lift and transports it to the next available storage location in the channel.





**4.** After unloading the pallets, the Orbiter automatically returns to the docking station. The functional unit consisting of docking station and Orbiter can be used in a different channel straight away.

**5.** Components such as retrieval platforms and safety fences guarantee the highest level of personal safety.

Boxes /  
containersModular  
shelvingLongspan  
rackingPallet  
rackingCantilever  
rackingMezzanines /  
platformsOn-line shelving /  
KDR shelvingSemi-automated  
solutionsLogistics  
systems

Appendix

# Mobile Racking Systems: More storage on less space

Our mobile racking systems not only let you optimize your space requirements, but also free up additional room. The systems offer a maximum amount of flexibility with respect to size and quality of your stored goods, which may vary from

extremely large and heavy goods to documents, apparel, small parts, spare parts, tires, or tools.

Our solutions feature the highest quality, various combinations, and an extensive number of adjustment

options. A modular concept provides the capability of assembling the system according to customized requirements.



### Your Benefits

- ▶ Increased **warehouse capacity** up to 90%
- ▶ **Space savings** of up to 45%
- ▶ **High efficiency** and **durability**
- ▶ Possible combinations with **conveying system** and **automated guided vehicles**

## Efficient space utilization for optimum warehouse logistics


### Pallet racks in conventional arrangement



#### Logistical data in comparison

Total storage area	625 m <sup>2</sup>
Of which rack area	223 m <sup>2</sup>
Proportion of aisle area	402 m <sup>2</sup>
Floor space utilization	36 %
Pallet locations	1,152
Area loss	64 %

### Mobile racks for optimized use of space



#### Logistical data in comparison

Total storage area	353 m <sup>2</sup>
Of which rack area	223 m <sup>2</sup>
Proportion of aisle area	130 m <sup>2</sup>
Floor space utilization	63 %
Pallet locations	1,152
Area gained	44 %

### Mobile racks for the requirement of higher storage capacity



#### Logistical data in comparison

Total storage area	625 m <sup>2</sup>
Of which rack area	463 m <sup>2</sup>
Proportion of aisle area	162 m <sup>2</sup>
Floor space utilization	74 %
Pallet locations	2,304
Capacity gains	100 %

# Flexible Rack Systems for large and heavy warehouse goods

Heavy load modular shelving systems for pallets and oversized goods are designed for the most demanding weight and size requirements of the goods to be stored. The modular construction also allows customized solutions.

## **Suitable for Use in Cold Storage Environment**

Our rack systems, our competence in conveyor technology, and our powerful electric motors combined make our systems the number one choice for use in cold storage warehouses.

## **Safe Work Environment**

The pallet mobile rack systems are equipped with emergency-stop buttons, photoelectric access barriers, manual release systems, proximity sensors as well as photoelectric safety barriers. All of these features ensure that our solutions contribute significantly to the smooth and safe working environment in your warehouse.



**Your Benefits**

- ▶ Increased **warehouse capacity** up to 90%
- ▶ **Space savings** of up to 45%
- ▶ Reduced operating and real estate costs as a result of **excellent system space utilization** (surface area utilization of up to 80%)
- ▶ Maximum **storage density**
- ▶ Increased **energy efficiency**
- ▶ **Direct access** to pallet locations prevents unnecessary and time-intensive relocation
- ▶ **High throughput**
- ▶ Option to connect to the **warehouse management system**
- ▶ **Earthquake-proof design**



Boxes / containers

Modular shelving

Longspan racking

Pallet racking

Cantilever racking

Mezzanines / platforms

On-line shelving / KDR shelving

Semi-automated solutions

Logistics systems

Appendix

# Mobile Racks for light and medium-weight loads

Whether documents, clothing, small parts, spare parts, tools, or other light to medium rack loads – with its mobile racks, SSI SCHAEFER offers the ideal warehouse solution for light-weight to medium-weight loads.

## Innovative Technologies:

Depending on the stored goods and requirements, our mobile racks are offered with the following features:

- ▶ Crank drive for rail systems: Because the rails are anchored in the floor, this type is also suitable for high and narrow construction.
- ▶ Crank drive for non-rail systems: Because the existing floor does not need to be modified when installing this system type, the non-rail solution can be easily installed on almost all existing surfaces and is also ideally suited for special floors or heated floors.
- ▶ Electric drive and RFID technology: With this option, we combine the versatility of the mobile rack with the benefits of modern RFID technology. The result is a rack system that can be operated safely and easily and is suitable for a wide range of applications in the office, workshop, or archive areas.

## Your Benefits

- ▶ **Space gain:** 40% less space than stationary rack lines or space for 85% more storage volume on the same surface area
- ▶ **Optimized space requirements,** additional space on the free surface
- ▶ **Optimized and reduced transit times** in internal workflows
- ▶ **Higher efficiency** due to fewer rack aisles
- ▶ **Three different designs**
- ▶ **Highest quality**
- ▶ **High flexibility** with modular expansion options and different combinations



### Your Benefits


- ▶ Almost **twice** the **warehouse capacity** as static warehouse solution on the same area
- ▶ All **wheel and tire sizes up to 800 mm diameter** can be stored
- ▶ **Compliance with all applicable health regulations**, because the wheels, some of which might be difficult to install, do not need to be manually lifted by one person
- ▶ Thanks to carriers that can drive underneath the rack, the wheel stacks can be **quickly and safely stored in and out** from the ground using a forklift
- ▶ **Reduced operating and real estate costs** as a result of excellent system space utilization
- ▶ Equipped with state-of-the-art **PLC control unit**
- ▶ **Carrier loads up to 50 t, carrier length up to 25 m**
- ▶ **Modular expansion option**
- ▶ High **flexibility, quality** and **durability**
- ▶ Different **combinations**
- ▶ **Comprehensive expertise**

## Mobile Rack EMX for tire storage

A tire warehouse is only efficient if it is well adapted to the local conditions. Benefit from our space saving, flexible, and safe EMX mobile rack system.

Our mobile rack systems for tires and wheels include conventional tire or cantilever racks mounted on carriages and moved parallel to each other using a motorized drive. As the rack is moved along rails, only the aisle needed is opened.

This solution ensures maximum economic efficiency because of the reduced space requirement in the workshop or in the warehouse.





## Small details and the big picture: the advantages of a corporate group

As a leading global expert, SSI SCHAEFER plans, designs and implements projects sustainably and successfully. With a comprehensive range of market-driven products, we generate individually tailored logistics solutions.

In doing so, we safeguard the efficiency, optimization and economy of our customers' specific business processes. Furthermore, our integrated systems offer extensive flexibility, forming a foundation for scalable and state-of-the-art solutions. These range from individual systems to complex facilities. Our automated systems are intended for both global players and mid-size customers.

We offer precisely the right intralogistics solution for every need. The SSI SCHAEFER Group's support, expertise, synergies and innovative power are impressive. SSI SCHAEFER delivers complete solutions from a single source, reliability and availability of the systems together with rapid project completion, in particular when serving as a general contractor. We also offer our customers a reliable long-term investment.

Products planned, developed, manufactured and installed by SSI SCHAEFER form the foundation for these logistics solutions. This enables considerable flexibility at every level of detail and in every phase of the project, enabling customer-oriented solutions to be installed anywhere in the world.





Boxes / containers

Modular shelving

Longspan racking

Pallet racking

Cantilever racking



Mezzanines / platforms

On-line shelving / KDR shelving

Semi-automated solutions

Logistics systems

Appendix

## More IQ for your intralogistics

Intralogistics processes are becoming ever more complex. In manual, automated and fully automated warehouses, countless processes need to be monitored, visualized and optimized. This requires expertise. As the world's leading provider of logistics systems, SSI SCHAEFER not only offers everything for your warehousing but also provides the concentrated IT expertise that only the industry leader can provide.

With more than 1,100 highly trained IT experts, we create an individual IT solution that – based on our WAMAS® standard solution – precisely suits your intralogistic needs, regardless of the size of your warehouse. If necessary, we also provide you with support as certified SAP partner. In doing so, we understand the processes involved in your industry and provide excellent implementation, optimization and training services.

### Your advantages:

- ▶ A modular system for all areas
- ▶ Proprietary developed WAMAS logistics software
- ▶ Certified SAP expertise
- ▶ Innovative KPI analysis for optimized processes
- ▶ Dashboards for real-time data visualization
- ▶ Consulting, implementation, support and training
- ▶ Global service network with more than 70 locations
- ▶ 24/7-support and flexible service contracts

**“Technological excellence and global market presence make us the most attractive software partner by your side when it comes to intralogistics.”**

Franz Bauer-Kieslinger,  
CEO SSI Schäfer IT Solutions GmbH





## Modular, flexible, transparent: our complete software solution for warehousing

With WAMAS® and SAP, SSI SCHAEFER offers software technologies and scalable solutions for more flexibility and sustainable efficiency throughout your business – to meet the intralogistics challenges of tomorrow.

### **WAMAS – SSI SCHAEFER logistics software**

Our in-house, standardized logistics software WAMAS combines all your intralogistics components into one intelligent system.

WAMAS is a modular solution which seamlessly integrates into existing SSI SCHAEFER intralogistics and into other intralogistics landscapes. It is also customizable using a wide range of options for controlling manual and automated logistics centers and comes with open interfaces for a smooth communication with your company-specific ERP system. From incoming goods through storage and picking to delivery, WAMAS is the strong link in your logistics chain.

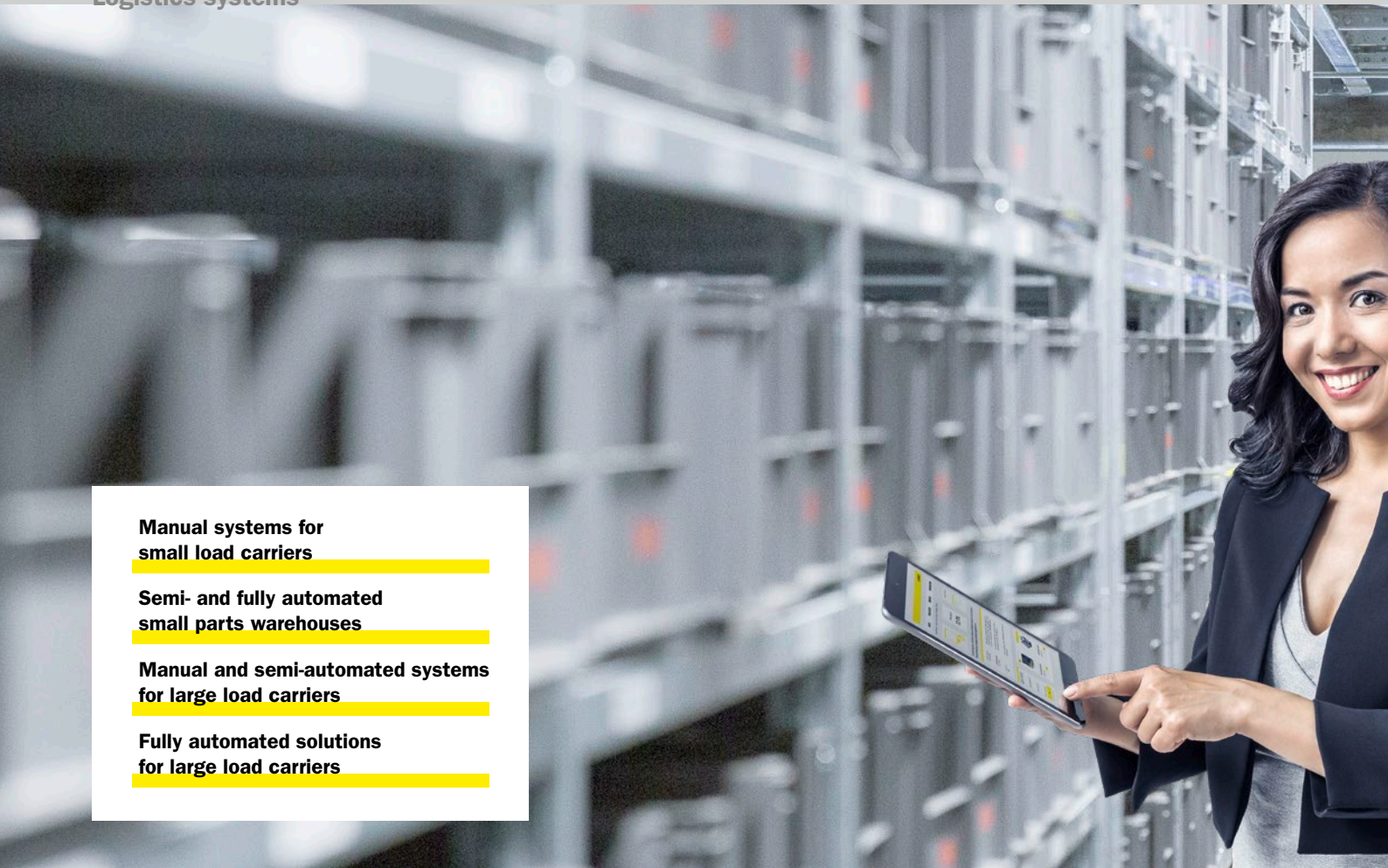
### **Certified SAP expertise**

As a certified SAP partner we also help you to select, implement and operate SAP Extended Warehouse Management (EWM). You benefit from an experienced implementation partner with extensive IT expertise and from a proven solution that provides maximum functionality along with comprehensive process support throughout your warehouse.

 **WAMAS®**

Boxes /  
containersModular  
shelvingLongspan  
rackingPallet  
rackingCantilever  
rackingMezzanines /  
platformsOn-line shelving /  
KDR shelvingSemi-automated  
solutionsLogistics  
systems

Appendix



**Manual systems for small load carriers**

**Semi- and fully automated small parts warehouses**

**Manual and semi-automated systems for large load carriers**

**Fully automated solutions for large load carriers**

## Excellence in warehouse logistics


Future-proof logistics solutions should integrate seamlessly into your individual processes, be upgradeable, and adapt flexibly to new conditions. Especially in storage modular solution components are key, which SSI SCHAEFER tailors to your individual requirements.

### **Cost-effective and efficient storage**

The goal of effective storing is to be able to maximize available storage space, preferably at minimum cost. One of the key requirements is, that a large portion of the stored goods can quickly be available at any time. Our systems allow you to maximize the existing space and provide you with almost unlimited design options.

We offer efficiency-enhancing warehouse systems from a single source: From pallet racks, container systems, rack and storage platforms to small parts storage systems, dynamic storage retrieval machines and shuttle systems.





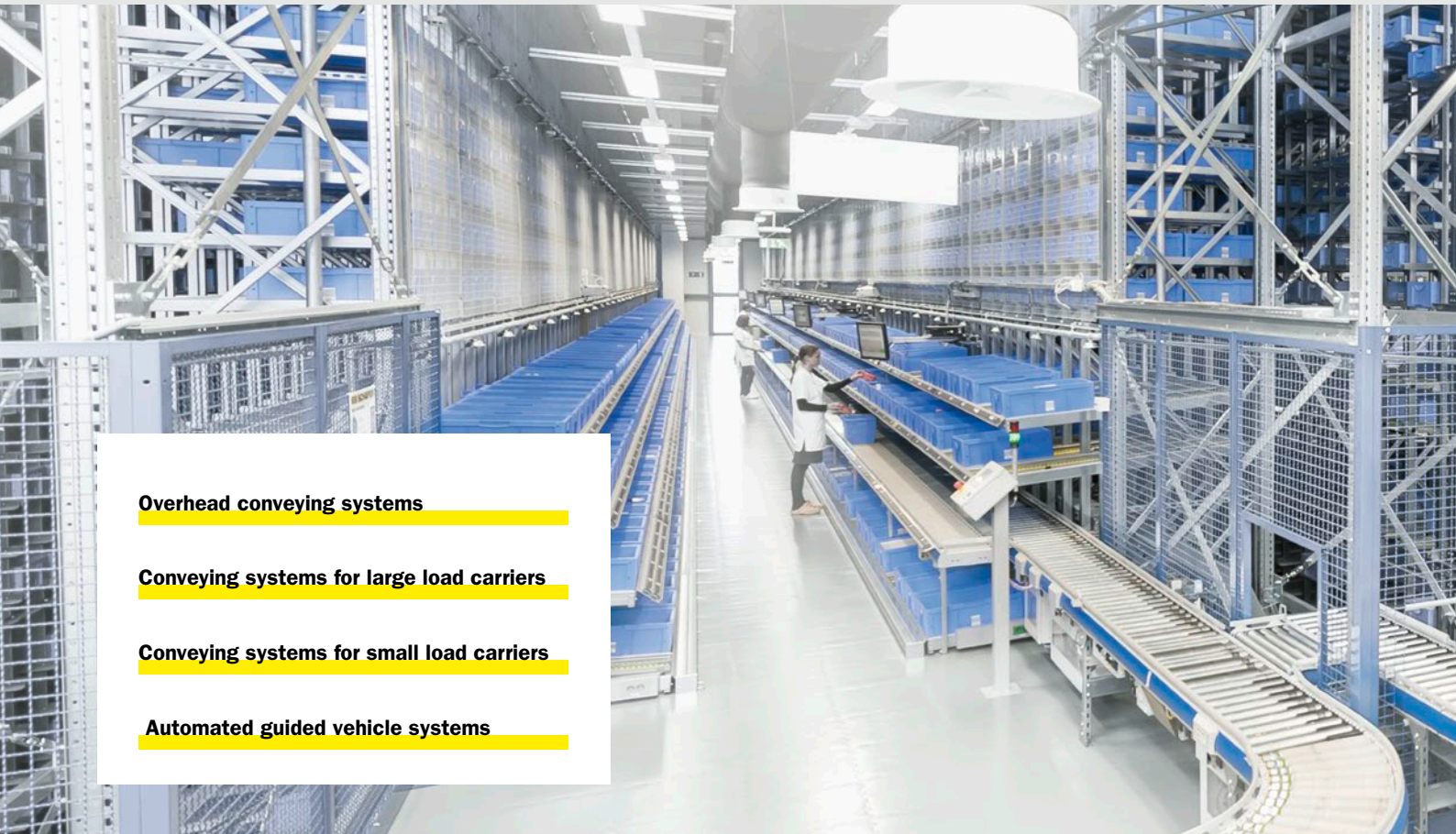
## Targeted optimization of warehouse processes – with modular solutions from manual to semi- and fully automated systems

### Your advantages:

- ▶ Complete solutions from a single source
- ▶ Modular and scalable systems
- ▶ Wide range of systems, from manual to semi- and fully automated
- ▶ High-performance and modular software solutions
- ▶ High cost-effectiveness thanks to efficient solutions
- ▶ Many years of experience and comprehensive expertise
- ▶ Extensive service portfolio

Boxes /  
containersModular  
shelvingLongspan  
rackingPallet  
rackingCantilever  
rackingMezzanines /  
platformsOn-line shelving /  
KDR shelvingSemi-automated  
solutionsLogistics  
systems

Appendix



**Overhead conveying systems**

**Conveying systems for large load carriers**

**Conveying systems for small load carriers**

**Automated guided vehicle systems**

## Smart conveyors

Future-proof logistics solutions should integrate seamlessly into your individual processes, be upgradeable, and flexibly adaptable. Our broad range of products and solutions is the foundation for individually designed and custom solutions.

### **Efficient shipping and conveying**

Deciding factors in finding the ideal transport solution are grouped items, required throughput, and desired load carriers. They set the parameters for the required system components.

From transporting goods with conveying systems for hanging small or large load carriers to using automated guided vehicle systems, we offer a wide range of products. Combined with our conveyor system connections, we offer a complete package for scalable solutions.

Exceptional quality and compatibility of our components guarantee that the entire system runs smoothly, ensuring optimum security of your investment.





## Modular transport solutions for any load carrier to optimize material flows

### Your advantages:

- ▶ Increased profitability and efficiency of the internal material flow
- ▶ Wide range of solutions for any load carrier
- ▶ Complete solutions from a single source
- ▶ All-around service ensuring a long system life-cycle
- ▶ Modular, scalable transport solutions for a variety of requirements
- ▶ Long-term productivity thanks to our reliable, high-quality components



Boxes / containers

Modular shelving

Longspan racking

Pallet racking

Cantilever racking

Mezzanines / platforms

On-line shelving / KDR shelving

Semi-automated solutions

Logistics systems

Appendix

**Manual picking**

**Work stations/ergonomics@work!®**

**Automatic picking**

**Paper and bin handling**

**Schaefer Scan Machines**

## Perfect flow

Efficient picking and seamless order processing are essential components of intralogistics. With modular picking and handling systems, SSI SCHAEFER designs precisely tailored solutions to fit your needs, from manual to semi- or fully automated systems.


### **Economical and efficient**

Increased picking speed, lower error rate, simple and ergonomic operation, low maintenance and reliable technology – these are the main goals of efficient picking and handling systems.

We provide everything you need: from the hardware to the software to a fully developed after-sales concept. Our picking and handling systems offer superior quality, modular mix and match design, and ultimate flexibility.







## Systems and solutions for error-free processes and efficient material flows

### Your advantages:

- ▶ Modular and scalable systems
- ▶ A comprehensive range of system solutions from manual to fully automated
- ▶ Increased picking speed and minimized error rates
- ▶ Ergonomic design
- ▶ Efficient order processing resulting in considerable time savings
- ▶ Low-maintenance and reliable technology



Boxes / containers

Modular shelving

Longspan racking

Pallet racking

Cantilever racking

Mezzanines / platforms

On-line shelving / KDR shelving

Semi-automated solutions

Logistics systems

Appendix

## High bay racking and silo systems

High bay racking systems for IT-controlled storage systems: We construct high bay pallet warehouses and automated mini-load warehouses for you as well as special storage facilities designed for installation in walls or as silo constructions capable of supporting roofs and walls.

Every step of the process from the design to the static calculations, engineering and construction at the in-house production facilities is planned and carried out by SSI SCHAEFER.

There is a major difference between warehousing systems installed in existing halls and silo facilities: with the silo design, the rack itself serves as the supporting structure for the roof and sides. This eliminates the need to construct a separate hall.

The numerous benefits of silo constructions: shorter construction times, savings on foundations, building facilities, roof and facade area along with various attractive tax write-off options. The higher the racking system, the more attractive the implementation is a compact silo variant. The optimum design for your needs depends on diverse parameters. This is why the solution requires an individual analysis. We are happy to serve as your contact and support.





## Green Logistics

SSI SCHAEFER has long been a leading company identified by its environmentally friendly production processes. We are aware of our responsibility and that is why we strive to achieve the highest level of environmental compatibility when developing, manufacturing and disposing of our products. In addition to fundamental measures to increase energy efficiency, such as lightweight construction, energy-efficient drive systems and concepts for energy recovery, we are increasingly committed to minimizing the energy requirements of storage and retrieval machines in line with green logistics. This is achieved by compensating the dead weight of the lifting equipment with the use of counterweights.

The topics of environmental protection and sustainability are given high priority in our corporate strategy and all economic processes. This is also reflected in our further product portfolio – e.g. in innovative control technology and in the design of ergonomically optimized work stations according to the keyword ergonomics@work!<sup>®</sup>.

SSI SCHAEFER has long maintained a strong focus on energy efficiency, safety and ergonomics. That is why the company participates in the "Blue Competence – Sustainability initiative for machinery and systems manufacturing" initiative launched by the VDMA.



Boxes /  
containers

Modular  
shelving

Longspan  
racking

Pallet  
racking

Cantilever  
racking

Mezzanines /  
platforms

On-line shelving /  
KDR shelving

Semi-automated  
solutions

Logistics  
systems

Appendix

## Customer Service & Support 4.0: The future is now

Digitalization is not only revolutionizing production and logistics but also subsequent business processes such as service and support. SSI SCHAEFER offers you a broad portfolio of services, which utilize state-of-the-art technologies such as augmented support or data-supported prevention. You convert your processes to Industry 4.0 – we assist you with Customer Service & Support 4.0. Our Service Account Managers serve as your central contact person for all service inquiries and also compile your tailored service package.

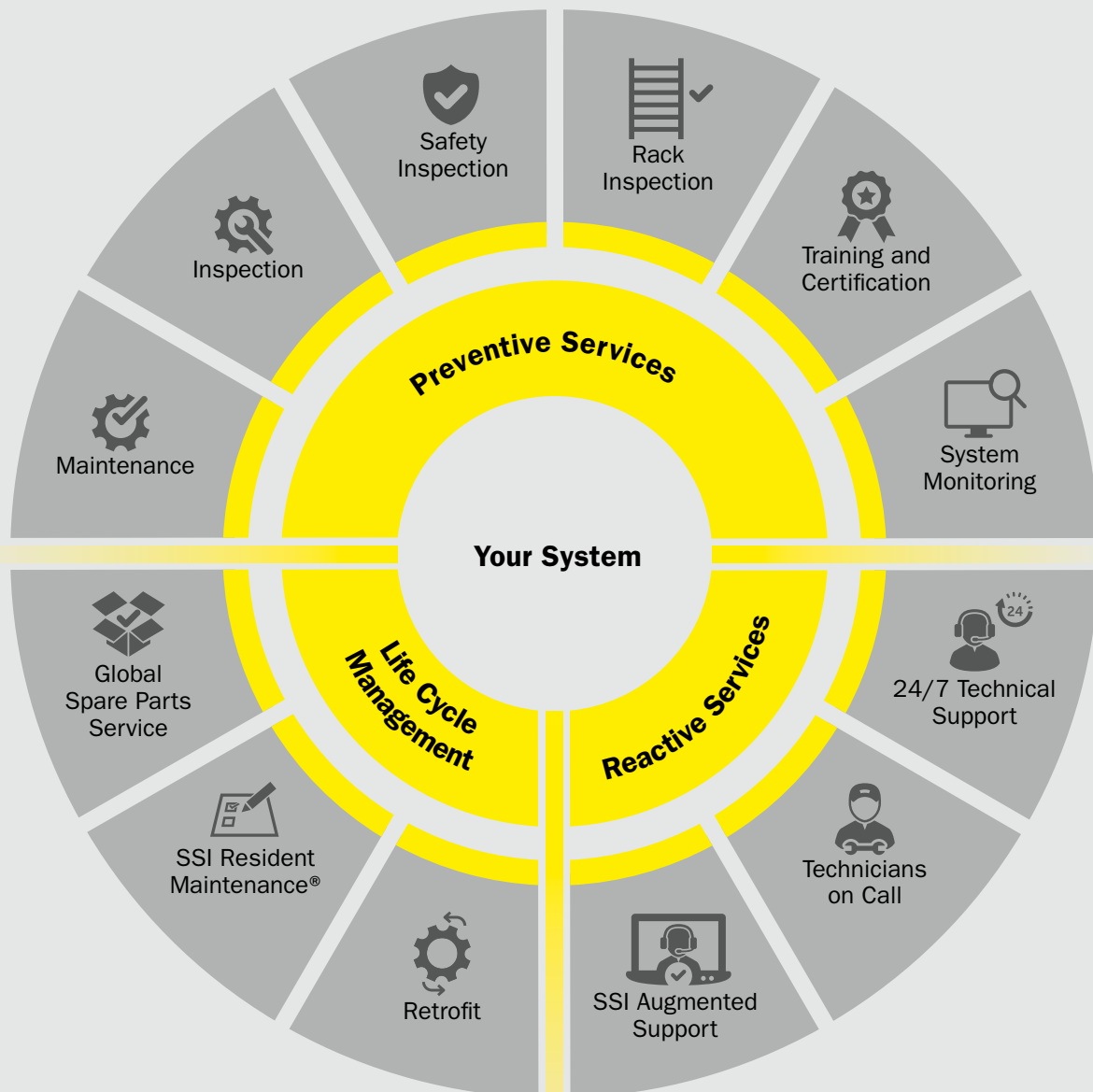
At SSI SCHAEFER, we understand that maximum availability and rapid reaction when service is required are critical to successfully operate a complex logistics system.

We are there for you and offer you competent support. We flexibly adapt our services to your needs and requirements – wherever and whenever you need them and for every scope.



**Preventive Services:  
Optimum system protection**

SSI SCHAEFER carries out maintenance activities, inspections, safety inspections and system monitoring with qualified technicians. We also offer comprehensive trainings for the correct handling and maintenance of your system.



**Life cycle management:  
Service life extension**

Extend the service life of your system with complete on-site service from our technicians, through modernization or expansion along with original spare parts from our web shop.

**Reactive Services:  
Rapid problem solving**

If a fault occurs with your equipment or system, SSI SCHAEFER is there to support you with innovative solutions up to 24 hours a day and 365 days a year.

Boxes / containers

Modular shelving

Longspan racking

Pallet racking

Cantilever racking

Mezzanines / platforms

On-line shelving / KDR shelving

Semi-automated solutions

Logistics systems

Appendix


# Mandatory annual inspection for storage facilities

Storage facilities/racks are working equipment. They are subject to the Ordinance on Industrial Safety and Health (BetrSichV), Section 10, which makes it compulsory for them to be inspected by authorized racking inspectors. The DIN EN 15 635 standard defines the procedure for inspecting storage facilities/racks.

SSI SCHAEFER's officially certified racking system inspectors have the technical expertise necessary to carry out qualified, expert inspections.



[ssi-schaefer.com](http://ssi-schaefer.com)



According to the Ordinance on Industrial Safety and Health (BetrSichV), the employer is responsible for the safety of its storage facilities. Racking systems must be inspected at least every 12 months by a competent professional.

The following racking systems require inspection:

- ▶ Modular shelvings
- ▶ Mezzanines
- ▶ Pallet rackings
- ▶ Cantilever rackings
- ▶ Drive-in rackings
- ▶ Drive-through rackings
- ▶ Live storage shelvings
- ▶ Multi-tier facilities
- ▶ On-line shelvings





Boxes /  
containers

Modular  
shelving

Longspan  
racking

Pallet  
racking

Cantilever  
racking

Mezzanines /  
platforms

On-line shelving /  
KOH shelving

Semi-automated  
solutions

Logistics  
systems

Appendix

## Modern, complete solutions for waste and recycling collection

Modern waste management systems need to be safe, reliable and durable.

Customers worldwide trust in SSI SCHAEFER's waste management and recycling expertise. The company offers sophisticated systems for both recycling materials and returning them to the economic cycle and effectively disposing of waste materials.

Working in collaboration with municipal and private waste management companies, SSI SCHAEFER has developed

a waste engineering program based on countless, successful applications. This solution is now utilized worldwide as the solution for waste management tasks.

SSI SCHAEFER creates the foundation for hygienic and convenient raw material recycling. In the process, the company ensures the more conscious and environmentally-friendly use of materials.

The effective collection systems offer solutions for the ecological and economical challenges of our time.







- Waste disposal
- Waste paper collection
- Glass collection
- Bio-waste collection
- LVP collection (light packaging materials)
- Industrial waste collection
- Hazardous waste collection
- Special and auxiliary equipment



Further Information about waste management

on request

Boxes /  
containers

Modular  
shelving

Longspan  
racking

Pallet  
racking

Cantilever  
racking

Mezzanines /  
platforms

On-line shelving /  
KOH shelving

Semi-automated  
solutions

Logistics  
systems

Appendix



# EQUIPPED FOR THE FUTURE

More and more customers around the world trust SSI SCHAEFER when it comes to the future and efficiency of their intralogistics. You receive system solutions tailored to your specific needs for today's requirements and the challenges of the future from a single supplier and with combined IT power. Developed by specialists from all over the world who listen and who are only satisfied once you are.

[ssi-schaefer.com](http://ssi-schaefer.com)

*Think Tomorrow.*



**SSI SCHAEFER**

## SIX REASONS FOR CHOOSING SSI SCHAEFER:

- **Stability:**

As a financially independent family business, SSI SCHAEFER is committed to long-term solutions. You can trust that our team of experts will be there for you today, tomorrow and in years to come.

- **Efficiency:**

SSI SCHAEFER solutions are scalable and able to grow with your business. You can always upgrade or retrofit.

- **Quality:**

As a systems specialist and original equipment manufacturer, SSI SCHAEFER provides tailor-made and high-quality solutions from a single source, specifically designed to meet your challenges.

- **Reliability:**

Thanks to our worldwide Customer Service & Support network, SSI SCHAEFER ensures smooth operation of your system, both during and after installation.

- **Know-how:**

SSI SCHAEFER solutions are always up-to-date with the latest technological standards and can be easily integrated into an existing (IT) landscape.

- **Internationality:**

As a global organization, SSI SCHAEFER has local offices worldwide. With over 70 operative subsidiaries, our team of experts speak your language.

[ssi-schaefer.com](https://www.ssi-schaefer.com)